



REGULAR BOARD OF DIRECTORS MEETING

501 Taft Highway
Bakersfield, California

TUESDAY, January 20, 2026

AGENDA

CALL TO ORDER AND ANNOUNCEMENT OF QUORUM

12:00PM

CLOSED SESSION:

- A. Conference with Legal Counsel – Existing Litigation – Closed Session Pursuant to Gov. Code § 54956.9(d)(1):
1. SWRCB Kern River.
 2. Rosedale Rio Bravo Water Storage District, et al. v. Kern County Water Agency, et al. (CVC).
 3. Kern Delta Water District et al. v. Rosedale Rio Bravo Water Storage District, et al. (Onyx Ranch CEQA).
 4. Bring Back the Kern, et al. v. City of Bakersfield, et al.
 5. Sierra Club v. California Department of Water Resources (Delta Conveyance Project Validation).
- B. Conference with Legal Counsel – Potential Litigation – Closed Session Pursuant to Gov. Code § 54956.9(d)(2),(e)(1):
1. Two Matters.

REGULAR SESSION:

1:00PM

INTRODUCTION OF GUESTS AND PUBLIC

- I. **PUBLIC COMMENT** (Members of the public may address the Board of Directors on any matter not on the agenda, but absent extraordinary circumstances, the Board may not act on such matters. Members of the public may address items of interest that are listed on the agenda prior to the Board's decision on such items.)
- II. **CONSENT CALENDAR** (The Board will consider various non-controversial routine items and issues relating to matters which are of interest to the District. Any Board Member may request that any or all items be considered and acted upon independently of the others.)
- A. Approval of Minutes from the Regular Board Meeting of December 16, 2025.
 - B. Approval of December 2025/January 2026 District Construction and Water Banking Project(s) Disbursements.
 - C. Approval of December 2025/January 2026 District Disbursements.
 - D. Approval of Resolution No. 2026-01 – Consent for Temporary Water Service Contract Between the United States and Kern Delta Water District (Section 215 Water).
- III. **BUSINESS AND FINANCE** (The Board will consider various items and issues relating to financial matters which are of interest to the District.)
- A. Business & Finance Committee Report – January 15, 2026.

- i. Approval of December 2025 Preliminary Financial Reports.
- ii. Quarterly Investment Review.

IV. OPERATIONS AND PROJECTS (The Board will consider various items and issues relating to matters which have been, or will be, considered by committees of the Board and which are of interest to the District.)

- A. Operations and Projects Committee Report – January 6, 2026 (Canceled).
 - i. District Encroachment Permit Report.
 - ii. District Facility and Banking Maintenance Report.
 - iii. Pending Development Projects.
 - iv. Sunset Groundwater Banking Project Update.
 - v. Review of Winter Shutdown Projects.

V. WATER RESOURCES REPORT (The Board will consider various items and issues relating to the Kern River of interest to the District.)

- A. District Watermaster Report.
 - i. State Water Project – 2026 SWP Allocation 10%.
 - ii. Kern River Runoff Forecast April – July.
 - iii. Water Management Update.

B. Kern River Watermaster Report.

C. District Groundwater Manager Report.

VI. MANAGER'S REPORT (The General Manager will discuss, and the Board will consider various items and issues relating to the ongoing and future operations of the District which are of interest to the Board)

- A. Verbal.
 - i. SGMA Update.
 - ii. WAKC Water Summit – March 5, 2026.

B. External Agency Report.

C. Water Banking Projects Report.

VII. ATTORNEY'S REPORT (Legal Counsel will discuss, and the Board will consider items and issues of legal interest to the District.)

- A. Approval of District Employee Handbook – 2026 Required Updates.
- B. VAWC Legislative Update.
- C. Appointment of Board Officers.
- D. Board Vacancy – Division 6.
 - i. Notice of intent to appoint Director to fill Board vacancy.

VIII. BOARD MEMBER COMMENTS (This item provides Board Members with an opportunity to make announcements or provide general comments.)

IX. ADJOURN

Requests for disability related modifications or accommodations, including auxiliary aids or services may be made by telephoning or contacting Madelyne Rodriguez at the District Office (661-834-4656). Please attempt to make such requests known at least 24 hours before the scheduled meeting. Pursuant to Government Code section 54957.5, any materials relating to an open session item on this agenda, distributed to the Board of Directors after the distribution of the agenda packet, will be made available for public inspection at the time of distribution at the District, 501 Taft Highway, Bakersfield, CA.

Tab II





To: Kern Delta Water District Board of Directors

From: Steven Teglia – General Manager

Date: January 20, 2026

Re: Agenda Item II – Consent Calendar

RECOMMENDATION:

Approve items A through D listed under Agenda Item II – Consent Calendar.

DISCUSSION:

Consent Calendar items are non-controversial routine matters. Board Members may request that any or all items listed under the Consent Calendar be moved to the regular agenda to be discussed and voted on separately. Otherwise, all items will be approved through one motion and vote.

II A. Approval of Minutes from the Regular Board Meeting of December 16, 2025 (attached).

II B. Approval of December 2025/January 2026 District Construction and Water Banking Project(s) Disbursements totaling \$300,392.22* (attached), recommended for approval by the Business and Finance Committee.

II C. Approval of December 2025/January 2026 District Disbursements (attached).

II D. Approval of Resolution 2026-01 – Consent for Temporary Water Service Contract Between the United States and Kern Delta Water District (Section 215 Water).

**The January 6, 2026 Operations and Projects Committee meeting was canceled. As a result, the District Construction and Water Banking Project(s) invoices were reviewed and recommended for approval by the Business and Finance Committee on January 15, 2026.*



MINUTES OF THE REGULAR MEETING OF THE BOARD OF DIRECTORS

December 16, 2025

Tuesday, December 16, 2025, 12:00PM– 3:07PM

DIRECTORS PRESENT: Palla, Mendonca, Antongiovanni, Tillema, Garone, Fanucchi, Borba, and Kaiser.

DIRECTORS ABSENT: Spitzer.

STAFF PRESENT: General Manager Teglia, Assistant General Manager Bellue, General Counsel Iger, Controller Duncan, and Groundwater Manager Marquez.

OTHERS PRESENT: None.

CLOSED SESSION DECLARED AT 12:00PM

President Palla called to order the Closed Session of the Kern Delta Board of Directors at 12:00PM regarding the following agenda items:

A. Conference with Legal Counsel – Existing Litigation – Closed Session Pursuant to Gov. Code § 54956.9(d)(1):

1. SWRCB Kern River.
2. Rosedale Rio Bravo Water Storage District, et al. v. Kern County Water Agency, et al. (CVC).
3. Kern Delta Water District et al. v. Rosedale Rio Bravo Water Storage District et al. (Onyx Ranch CEQA).
4. Bring Back the Kern, et al. v. City of Bakersfield, et al.
5. Sierra Club v. California Department of Water Resources (Delta Conveyance Project Validation).

B. Conference with Legal Counsel – Potential Litigation – Closed Session Pursuant to Gov. Code § 54956.9(d)(2),(e)(1):

1. Two Matters.

Closed Session concluded at 1:25PM.

REGULAR SESSION DECLARED AT 1:30PM

President Palla called to order the Regular Session of the Kern Delta Board of Directors at 1:30PM.

Closed Session Report: District General Counsel Iger reported the following:

Item A: No reportable action.

Item B: No reportable action.

INTRODUCTION OF GUESTS AND PUBLIC

Those listed as others present were introduced.

I. PUBLIC COMMENT

None.

II. CONSENT CALENDAR

M/S/C (Garone/Mendonca) (yes-8, no-0): By unanimous vote, with Director Spitzer absent, the Board approved and authorized items II A through II C of the Consent Calendar.

- A. Approval of Minutes from the Regular Board Meeting of November 18, 2025.
- B. Approval of November/December District Construction and Water Banking Project(s) Disbursements.
- C. Approval of November/December District Disbursements.

III. BUSINESS AND FINANCE

A. Business & Finance Committee Report – December 11, 2025: District Controller Duncan provided a report from the December Business & Finance Committee Meeting.

B(i). Approval of November 2025 Financial Reports: Mr. Duncan presented the November District and Water Banking Project(s) Financial Statements, Treasurer's Reports, and District Delinquency Report.

M/S/C (Antongiovanni/Kaiser) (yes-8, no-0): By unanimous vote, with Director Spitzer absent, the Board approved the November District and Water Banking Project(s) Financial Statements, Treasurer's Reports, and Delinquency Report as presented.

IV. OPERATIONS AND PROJECTS

A. - A(i-v). Operations and Projects Committee Report – December 2, 2025 (Canceled): Assistant General Manager Bellue reported on several items, including District maintenance activities, recent encroachment permit requests, pending development projects impacting District facilities, and a status update related to the Sunset Groundwater Banking project. In addition, Mr. Bellue also provided an update regarding preparations for the annual maintenance activities and projects associated with the winter shutdown period.

B. Review and Approval of Agreement with Dobitz Construction, Inc. for District Shop Improvement Project in an amount not to exceed \$595,276: Staff provided an overview of two proposals received for the District shop improvement project. Following a brief discussion, the board approved the agreement with Dobitz Construction, Inc. for an amount not to exceed \$595,276.

M/S/C (Garone/Fanucchi) (yes-8, no-0): By unanimous vote, with Director Spitzer absent, the Board approved the Agreement with Dobitz Construction, Inc. for the District shop improvement project, in an amount not to exceed \$595,276.

V. WATER RESOURCES REPORT

A. - A(i-iii). District Watermaster Report: Staff reviewed and discussed the water supplies of the District for

the months of November and early December. Approximately 8,616 acre-feet of water was diverted in District during the month of November. Staff also provided information related to current precipitation totals and future forecasts. It was noted that the current 2026 SWP allocation stood at 10% and the B-120 April through July Kern River runoff for 2026 was not yet available. Staff provided a brief update regarding current water management activities.

B. Kern River Watermaster Report: The December Kern River Watermaster Report was included in the Board packet.

C. District Groundwater Manager Report: Groundwater Manager Marquez provided verbal comments supplementing graphical information regarding depth to groundwater at various monitoring locations throughout the District.

VI. MANAGER'S REPORT

A. - A(i-ii). Verbal/SGMA Update/Land IQ Update: General Manager Teglia provided an update regarding local SGMA efforts, including highlighting the receipt of a December 8, 2025 letter from the State Water Resources Control Board to the Department of Water Resources (DWR) officially returning the Kern Subbasin to the jurisdiction of DWR under SGMA. Mr. Teglia noted that receipt of the letter was the result of several years of hard work, subbasin wide collaboration among GSAs and the efforts of many GSA consultants, managers, attorneys, and policy representatives working toward a unified goal.

Mr. Teglia also provided a brief overview of a new product option provided by Land IQ which provides daily ET information and grower specific access. Based on feedback from the Board, Mr. Teglia conveyed that he will be scheduling a more detailed presentation of the new option by Land IQ early in 2026.

B. External Agency Report: Mr. Teglia provided verbal comments supplementing a memorandum included in the Board package which provided information on the meetings and activities of various external agencies. These agencies include, but are not limited to, the Kern County Water Agency, Kern Fan Authority, Kern River Watershed Coalition Authority, Kern Water Collaborative, Kern Non-Districted Land Authority, Kern River Groundwater Sustainability Agency, the South Valley Water Resources Authority, the Water Association of Kern County, and the Integrated Regional Water Management Plan. Mr. Teglia specifically highlighted recent information provided by the Kern County Water Agency regarding the Lower River and Yuba Programs as well as concerns regarding the appearance of Golden Mussels in Kern County facilities.

C. Water Banking Projects Report: Mr. Teglia provided verbal comments supplementing a memorandum included in the Board package which provided information on water banking project activity on the Kern Fan as well as District water banking project activities.

VII. ATTORNEY'S REPORT

A. Upcoming Board Training and Election of Officers: General Counsel Iger provided a brief update regarding upcoming state-mandated training and the election of officers following the installation of the new Board.

B. Valley Ag Water Coalition 2025 Annual Report: Mr. Iger referenced the VAWC 2025 Annual Report which was included in the Board packet. This report provides a recap of the legislative activities of the past year, including the efforts of the VAWC.

VIII. BOARD MEMBER COMMENTS

IX. ADJOURNMENT

There being no further business, President Palla adjourned the meeting at approximately 3:07PM.

Respectfully Submitted,

A handwritten signature in black ink, appearing to read "Steven Teglia", written in a cursive style.

Steven Teglia, General Manager

Approved by Board,

A handwritten signature in black ink, appearing to read "Richard Tillema", written in a cursive style.

Richard Tillema, Board Secretary

**KERN DELTA WATER BANKING PROGRAM DISBURSEMENTS
RECOMMENDED BY THE OPERATIONS & PROJECTS COMMITTEE**

Tuesday, January 6, 2026

#	PAYEE		AMOUNT	CHECK
1	PG&E - ST1	Well Utilities	26.01	EFT
2	PG&E - BV2	Well Utilities	45.87	EFT
3	PG&E - BV4	Well Utilities	45.87	EFT
4	PG&E - BV5	Well Utilities	45.87	EFT
5	PG&E - BV3	Well Utilities	45.87	EFT
6	PG&E - FR2	Well Utilities	43.43	EFT
7	PG&E - KB6	Well Utilities	43.00	EFT
8	PG&E - KB4	Well Utilities	43.00	EFT
9	PG&E - KB3	Well Utilities	43.00	EFT
10	PG&E - FR3	Well Utilities	46.33	EFT
11	PG&E - AE3	Well Utilities	43.43	EFT
12	PG&E - FR1	Well Utilities	26.02	EFT
13	PG&E - KB6	Well Utilities	47.30	EFT
14	PG&E - KB3	Well Utilities	47.30	EFT
15	PG&E - KB4	Well Utilities	47.34	EFT
16	PG&E - KD2	Well Utilities	199.22	EFT
17	PG&E - AE1	Well Utilities	125.63	EFT
18	PG&E - AE4	Well Utilities	109.86	EFT
19	PG&E - KD1	Well Utilities	49.55	EFT
20	PG&E - FR2	Well Utilities	47.77	EFT
21	PG&E - KI7	Well Utilities	47.77	EFT
22	PG&E - KI8	Well Utilities	47.77	EFT
23	PG&E - AE2	Well Utilities	47.77	EFT
24	BSK ASSOCIATES	Samples	4,690.00	4093
25	QUINN	2000 Hr Service - #408 Backhoe	195.14	4094
26	STEPHEN B. SMITH	Weed Control	7,645.00	4095
27	QUINN	Shocks, Cables, Teeth Covers - #408 Backhoe	919.76	4096
28	QUINN	Repairs - Turbo #402 Backhoe	1,460.49	4097
29	TARGET SPECIALTY	Roundup, Dimension	13,119.56	4098
TOTAL			29,344.93	

**The January 6, 2026, Operations and Projects Committee was canceled, the above will be reviewed at the January 15, 2026, Business and Finance Committee meeting.*

SUNSET WATER BANKING PROGRAM DISBURSEMENTS
RECOMMENDED BY THE OPERATIONS & PROJECTS COMMITTEE
Tuesday, January 6, 2026

#	PAYEE		AMOUNT	CHECK
1	PACIFIC PREM. BANK	Retention Payment No. 14	4,223.70	60
2	SPECIALTY CONST.	Progress Payment No. 14	224,119.32	61
3	AMAROK	Security Fence	1,050.01	62
4	ZEIDERS	Consulting Services	41,654.26	63
TOTAL			271,047.29	

**The January 6, 2026, Operations and Projects Committee was canceled, the above will be reviewed at the January 15, 2026, Business and Finance Committee meeting.*

KERN DELTA WATER DISTRICT
DISBURSEMENTS RECOMMENDED BY THE BUSINESS AND FINANCE COMMITTEE

Thursday, January 15, 2026

DECEMBER 2025 SUB TOTAL \$ 2,955,942.05

# PAYEE	AMOUNT	CHECK
1 PRINCIPAL LIFE INSURANCE - 01/01/26-01/31/26	5,909.84	EFT
2 UNITED AG BENEFIT TRUST - 01/2026 Medical Premium	41,238.02	EFT
3 PROGRESSIVE TECHNOLOGY, INC. - Phones, Battery Back Up	878.16	EFT
4 STERLING ADMINISTRATION - Hra Admin	125.00	EFT
5 PG&E - 11/07/25-12/09/25 Office	1,958.73	EFT
6 PG&E - 11/08/25-12/10/25 Shop	612.23	EFT
7 CINTAS - Uniforms, Towels, Mats	1,090.78	EFT
8 A1 BATTERY - Battery #331	140.83	48473
9 AMAZON CAPITAL SERVICES - Surge Projector, Towels	403.41	48474
10 AMERICAN HYDROTECH - Lawn Maintenance	325.00	48475
11 BARON'S AUTO PARTS, INC. - Fuel Hose #405, Switch, Tape	70.61	48476
12 BSE RENTS - Concrete	703.17	48477
13 BSK ASSOCIATES - Samples - Kfmc	848.26	48478
14 BUDGET BOLT, INC. - Nuts	248.98	48479
15 CHRISTENSEN, INC. - Fuel	7,252.06	48480
16 DANIELS TIRE SERVICE - Tires	1,148.43	48481
17 DOWN'S EQUIPMENT, INC. - Excavator	13,330.00	48482
18 FRANK AND SONS AUTO GLASS - Windshield #216	295.44	48483
19 HALL LETTER SHOP - Envelopes	1,074.16	48484
20 HERC RENTALS - Equipment Rental	8,470.60	48485
21 HUGHES SURVEYING, INC. - Surveying - 15 Ditch	2,070.00	48486
22 JIM BURKE FORD - Cab Filters	19.76	48487
23 KERN COUNTY FIRE DEPARTMENT - Fire Inspection	145.00	48488
24 KERN COUNTY PUBLIC WORKS - Dump Fees	1,616.19	48489
25 MARCOM GROUP - Website Hosting	95.00	48490
26 NORTH KERN WATER STORAGE DISTRICT - Weather Mod	17,515.20	48491
27 O'REILLY AUTO PARTS - Solenoid #325, Light Bulbs	540.39	48492
28 ORKIN - Pest Control	171.06	48493
29 QUINN - Repairs #404	1,813.21	48494
30 RELIABLE JANITORIAL - Cleaning Service	1,185.00	48495
31 SCHWEBEL PETROLEUM - Def	219.21	48496
32 SSD ALARM - 2026 1st Qtr Alarm Service	1,360.83	48497
33 STEPHEN B. SMITH - Bike Path	165.00	48498
34 THC MECHANICAL INC - Repair Hvac	1,254.53	48499
35 VALLEY WIDE REFRIGERATION, INC. - Ice Machine Repairs	960.40	48500
36 WANGER JONES HELSLEY PC - Professional Services	52,517.03	48501
37 WHITE CAP - Slings/Straps, Masks, Hats	555.21	48502
38 FRED GARONE - Director Fees	900.00	48503
39 GEORGE BORBA - Director Fees	500.00	48504
40 JOEY MENDONCA - Director Fees	800.00	48505
41 JOHN KAISER - Director Fees	1,000.00	48506
42 KEVIN ANTONGIOVANNI - Director Fees	1,200.00	48507
43 RICHARD TILLEMA - Director Fees	800.00	48508

44 ROBERT FANUCCHI - Director Fees	900.00	48509
45 RODNEY PALLA - Director Fees	900.00	48510
46 ROSS E. SPITZER - Director Fees	500.00	48511
47 Payroll #26	82,715.86	EFT
48 EFT-IRS P/R #26	23,105.59	EFT
49 Edd-State P/R #26	5,380.58	EFT
50 CASDU	380.76	EFT
51 FTB	353.47	EFT
52 Payroll People #26	193.79	EFT
53 Lincoln Life - Retirement Program	13,728.74	EFT
54 Lincoln Life - Deferred Comp.	3,474.00	EFT
55 Empower - Deferred Comp.	698.00	EFT
56 Payroll #27	80,583.19	EFT
57 EFT-IRS P/R #27	22,498.53	EFT
58 Edd-State P/R #27	5,304.62	EFT
59 CASDU	380.76	EFT
60 FTB	-	EFT
61 Payroll People #27	216.54	EFT
62 Lincoln Life - Retirement Program	13,549.71	EFT
63 Lincoln Life - Deferred Comp.	3,474.00	EFT
64 Empower - Deferred Comp.	698.00	EFT
DECEMBER 2025 TOTAL		3,388,504.92

# PAYEE	AMOUNT	CHECK
1 CITIZENS CARDMEMBER SERVICES - Subs, Lunch, Office Supplies	5,489.65	EFT
2 PROGRESSIVE TECHNOLOGY, INC. - Laptop	2,244.74	EFT
3 VERIZON - Cell Service	606.47	EFT
4 VERIZON CONNECT - GPS Service	578.30	EFT
5 HOME DEPOT CREDIT SERVICES - Xmas Trees	68.95	EFT
6 CENTRALIZE HR, LLC. - HR Support	1,895.00	EFT
7 LOWE'S BUSINESS ACCOUNT - Paint, Chains. Plywood	1,406.11	EFT
8 CINTAS - Uniforms, Towels, Mats	1,636.17	EFT
9 SPECTRUM - Internet Service	404.81	EFT
10 ZENITH INSURANCE COMPANY - Installment 9	6,764.00	EFT
11 PACIFIC GAS & ELECTRIC - 11/23/25-12/24/25 Lights	14.53	EFT
12 ACWA - 2026 Dues	23,580.00	48512
13 AFFINITY TRUCK CENTER - Brake Pads #330	640.01	48513
14 AMAZON - Copy Paper, Coffee, Labels	580.02	48514
15 AMAZON - Toilet Paper, Trash Bags, Soap	234.73	48515
16 AMERICAN HYDROTECH - Lawn Maintenance	325.00	48516
17 B&B SURPLUS, INC. - Metal	822.70	48517
18 Brownstein Hyatt Farber Schreck LLP - Professional Services	71,070.31	48518
19 BSE RENTS - Concrete	947.24	48519
20 CALIFORNIA FARM WATER COALITION - 2026 Membership	3,000.00	48520
21 CENTRAL VALLEY SOFTWARE - 2026 Annual Support	4,500.00	48521
22 CHRISTENSEN, INC. - Fuel	7,108.98	48522
23 CITY OF BAKERSFIELD - 2025 3rd Qtr Isabella	4,002.62	48523
24 DOWN'S EQUIPMENT, INC. - Equipment Rental	4,500.00	48524
25 FLOYD'S - Chain Parts	31.92	48525

26 FRANK AND SONS AUTO GLASS - Rear Window #331	578.00	48526
27 GREENFIELD COUNTY WATER DIST. - Office Utilities	232.58	48527
28 JERRY AND KEITH'S - Switch #330, Jacks	262.95	48528
29 KERN COUNTY WATER AGENCY - 23 & 24 4% Water	152,577.54	48529
30 KERN DELTA WATER BANKING PROJECT - 2026 1st Qtr CVC	50,834.25	48530
31 KERN WATER BANK AUTHORITY - 23 & 24 4% Water	752,639.24	48531
32 McMURTREY, HARTSOCK, - Professional Services	2,000.00	48532
33 MCWANE PLANT AND INDUSTRIAL LLC - 36"- C20 Gates	4,446.65	48533
34 O'REILLY AUTO PARTS - Drain Pans	84.39	48534
35 PG&E - Engineering Advance - E/S Canal Power	3,000.00	48535
36 PEDRO J. PEDROZA, PLS - ES Surveying 01/2025-10/2025	24,104.60	48536
37 QUINN - Clamps, Filters, Coolant	310.52	48537
38 RKL SOLUTIONS, LLC - IT Support	112.50	48538
39 STERICYCLE, INC. - Shred Service	118.07	48539
40 SWEEPING CORP OF AMERICA - Parkinglot Maintenance	510.00	48540
41 TARGET SPECIALTY PRODUCTS - Pro Bait, Dimension	11,510.31	48541
42 THC MECHANICAL INC - Service HVAC Systems	1,610.00	48542
43 UCI CONSTRUCTION, INC. - ES Canal Lining - Pay Est. 1	91,988.60	48543
44 VERITEXT LEGAL SOLUTIONS - Professional Services	997.40	48544
45 WANGER JONES HELSLEY PC - Professional Services	62,915.21	48545
JANUARY 2026 SUBTOTAL		1,303,285.07

KERN DELTA WATER DISTRICT**Anticipated Disbursements - Month End - January 2026**

Payee	Reason	January 2026 Estimated
AMAZON CAPITAL SERVICES	office supplies	403.41
BOARD OF DIRECTORS	board members meeting allowance	1,700.00
BROWNSTEIN HYATT FARBER et al	professional services	50,000.00
CAREFREE TECH MANAGEMENT	IT support and security	5,750.00
CHRISTENSEN/(Amerifuel)	gas/diesel fuel	7,839.26
CINTAS	uniform/laundry service	1,090.78
CITIZENS CARDMEMBER SERV	misc expenses	4,500.00
CITY OF BAKERSFIELD	clearing account, Isabella accounting	44,600.00
DANIELS TIRE SERVICE	vehicle tires/repair	1,148.43
DOWN'S EQUIPMENT RENTAL	equipment rental	10,000.00
EMPOWER	deferred comp contributions	698.00
GRAINGER	safety materials	350.00
HERC RENTALS	equipment rental	5,000.00
JIM BURKE	truck maintenance/repair	1,250.00
KERN COUNTY PUBLIC WORKS	waste disposal	1,750.00
LINCOLN FINANCIAL	pension/deferred comp contributions	17,135.00
MARCOM GROUP	district web site support	95.00
NORTH KERN WSD	weather modification	15,000.00
O'REILLY AUTO PARTS	vehicle repair parts	375.00
ORKIN	pest control - office	99.00
P.G.&E.	district office utilities	2,600.00
PRINCIPAL LIFE INS.	dental/vision/life insurance premium	6,000.00
PROGRESSIVE TECH.	phones	458.00
QUINN	heavy equipment parts/repair	500.00
RELIABLE JANITORIAL	janitor service	1,185.00
STERLING ADMINISTRATION	medical insurance - annual fees	125.00
UNITED AG	medical insurance premium	43,000.00
WANGER, JONES, & HELLSLEY	professional services	70,000.00
WHITE CAP	maintenance peripherals	600.00
		<u>293,251.88</u>

RESOLUTION NO. 2026-01

**RESOLUTION OF THE BOARD OF DIRECTORS OF KERN
DELTA WATER DISTRICT CONSENTING TO SIGNING A
CONTRACT FOR TEMPORARY WATER SERVICE BETWEEN
THE UNITED STATES AND KERN DELTA WATER DISTRICT**

WHEREAS, Kern Delta Water District wishes to enter into an agreement with the United States Department of Interior Bureau of Reclamation entitled “Contract For Temporary Water Service Between The United States and Kern Delta Water District” for the purpose of purchasing water made available from the Central Valley Project pursuant to Section 215 of the Reclamation Reform Act; and

WHEREAS, the Kern Delta Water District is primarily located within the service area of the Central Valley Project; and

WHEREAS, the contract will remain in effect for the 2026 water year.

NOW THEREFORE BE IT RESOLVED, by the Board of Directors of the Kern Delta Water District, as follows:

1. Kern Delta Water District hereby consents to the above-mentioned Contract for Temporary Water Service and authorizes its President or General Manager to sign the contract on behalf of Kern Delta Water District.

ALL THE FOREGOING being on motion of Director _____, second by Director _____ and authorized by the following vote:

AYES:

NOES:

ABSENT:

ABSTAIN:

I HEREBY CERTIFY that the foregoing is the resolution of said District as duly passed and adopted by said Board of Directors on the 20th day of January 2026.

RODNEY PALLA

President of the Board of Directors

RICH TILLEMA

Secretary of the Board of Directors

Tab III





BUSINESS & FINANCE COMMITTEE MEETING

**501 Taft Highway
Bakersfield, CA**

**THURSDAY January 15, 2026
10:00AM**

A G E N D A

- 1. Call to order**
- 2. Public Comment Period**
- 3. Approve Minutes of December 11, 2025, Business & Finance Committee Meeting**
- 4. Financial Reports and Disbursements:**
 - a. Approve December 2025 and January 2026 District and Banking Project(s) Disbursements
 - b. Approve December 2025 Preliminary Financial Reports
- 5. District Controller's Report:**
 - a. Quarterly Review of District Investments Portfolio – 4th Quarter 2025
- 6. Committee Comments**
- 7. Adjourn**

A handwritten signature in black ink, appearing to read "Bryan Duncan", with a long horizontal line extending to the right.

**Bryan Duncan
District Controller**

**Posted: Monday, January 12, 2026
Bakersfield, California**

Requests for disability-related modifications or accommodations, including auxiliary aids or services may be made by telephoning or contacting Madelyne Rodriguez at the District Office (661-834-4656). Please attempt to make such requests known at least 24 hours before the scheduled meeting. Pursuant to Government Code section 54957.5, any materials relating to an open session item on this agenda, distributed to the Board of Directors after the distribution of the agenda packet, will be made available for public inspection at the time of distribution at the District, 501 Taft Highway, Bakersfield, CA.



MINUTES OF THE BUSINESS & FINANCE COMMITTEE

Thursday, January 15, 2026

DIRECTORS PRESENT: Antongiovanni, Kaiser, Garone, and Tillema

OTHERS PRESENT: From KDWD: General Manager Teglia, Assistant General Manager Bellue, District Counsel Iger, Controller Duncan, and Controller Rivera

1. **CALL TO ORDER**

Chair Antongiovanni called the meeting to order at 10:00 A.M.

2. **PUBLIC COMMENTS**

None.

3. **APPROVAL OF THE MINUTES OF THE SPECIAL COMMITTEE MEETING**

- a. **M/S/C (Garone/Kaiser) (yes – 4, no – 0):** The Business & Finance Committee approved the minutes of the Business & Finance Committee Meeting held on December 11, 2025, as presented.

4. **FINANCIAL REPORTS AND DISBURSEMENTS**

- a.-b. Approval of December 2025 and January 2026 Disbursements and December 2025 Preliminary Financial Reports.

M/S/C (Tillema, Kaiser) (yes – 4, no – 0): The Business & Finance Committee recommends the Board approve the December 2025 and January 2026 District Disbursements, the December 2025 and January 2026 Water Banking Projects' Disbursements, the anticipated January 2026 end of month Disbursements, and the December 2025 preliminary District and Water Banking Projects' Financial Statements, Treasurer's Reports, and Delinquency Report as presented.

5. **DISTRICT CONTROLLER'S REPORT**

- a. Staff presented the District's Quarterly Investment Review for the 4th Quarter of 2025. No action was taken.

6. **COMMITTEE COMMENTS**

None.

7. **ADJOURN**

Director Antongiovanni adjourned the meeting at 10:46 A.M.

Respectfully submitted,

Kevin Antongiovanni – Chair

**Kern Delta Water District
Balance Sheet
As of December 31, 2025**

	<u>12/31/2025</u>	<u>11/30/2025</u>	<u>Month-to-Month Variance</u>
Assets			
Current Assets			
Cash & Cash Equivalents	37,112,909	36,610,183	502,726
Accounts Receivable	1,072,890	511,756	561,134
Inventory & Prepaid Expenses	3,238,998	497,705	2,741,293
Total Current Assets	<u>41,424,797</u>	<u>37,619,644</u>	<u>3,805,153</u>
Net Fixed Assets			
Fixed Assets			
District Structures, Rights of Way	18,426,967	18,327,531	99,435
CVC Expansion	8,795,337	8,795,338	0
Machinery & Equipment	4,027,901	4,025,138	2,763
Fixed Assets	<u>31,250,205</u>	<u>31,148,007</u>	<u>102,198</u>
Less Accumulated Depreciation	<u>(9,161,800)</u>	<u>(9,125,632)</u>	<u>(36,167)</u>
Net Fixed Assets	<u>22,088,406</u>	<u>22,022,375</u>	<u>66,031</u>
Investment in Joint Powers Authority	<u>41,917</u>	<u>41,917</u>	<u>0</u>
Investment in Banking Project	<u>9,527,537</u>	<u>9,527,537</u>	<u>0</u>
Investment in Sunset Banking Program	<u>1,657,534</u>	<u>1,676,725</u>	<u>(19,191)</u>
Total Assets	<u>74,740,191</u>	<u>70,888,198</u>	<u>3,851,993</u>
Liabilities & Equity			
Current Liabilities			
Accounts Payable	320,453	298,597	21,856
Deferred Revenue	971,727	0	971,728
Deposits Held for Others	26,500	26,500	0
Other Liabilities	203,119	213,984	(10,866)
Total Current Liabilities	<u>1,521,799</u>	<u>539,081</u>	<u>982,718</u>
Long Term Liabilities			
Bonds & COP Debt	2,815,000	2,815,000	0
Bonds Premium & Costs	68,694	82,500	(13,806)
Total Long Term Liabilities	<u>2,883,694</u>	<u>2,897,500</u>	<u>(13,806)</u>
Equity From Past Years	66,358,552	66,358,552	0
Accumulated Equity - Current Year	<u>3,976,146</u>	<u>1,093,065</u>	<u>2,883,081</u>
Total Liabilities & Equity	<u>74,740,191</u>	<u>70,888,198</u>	<u>3,851,993</u>

**Kern Delta Water District
Cash Variance Analysis
December 31, 2025**

Cash Received:

Accounts Receivable Collections	414,821
Property Tax Receipts	3,292,747
Interest Received	72,507
	<u>3,780,075</u>

Cash Disbursed:

KCWA - State Water Project 1st Installment 2026	(2,730,011)
Professional Services	(83,985)
Canal maintenance	(49,346)
NKWSD - Weather Mod/WaterMaster	(17,515)
Diesel/Gas for Fleet	(15,111)
Zenith Insurance - Workers' Comp	(6,764)
Medical/Dental Monthly Insurance Premiums	(5,910)
Progressive Tech/Carefree Tech - Cyber Security, Tech	(5,750)
Citizens Credit Card - Office Supplies/Catering	(4,065)
Vehicle/Equipment Maintenance	(1,813)
Kern County Public Works	(1,616)
Other Disbursements	(77,042)
	<u>(2,998,928)</u>
Payrolls Paid	(389,171)
	<u>(3,388,098)</u>

Positive/(Negative) Cash Variance Before FMV Adjustment

391,977

FMV Adjustment

110,749

Adjusted Positive/(Negative) Cash Variance

502,726

Kern Delta Water District
Accounts Receivable Variance Analysis
December 31, 2025

Revenue Added to Accounts Receivable:

Assessments - 2026 Billing	971,727
Annual Billboard Revenue	2,400
Penalties/Interest/Adjustments	864
WKS Restaurant Parking Lot Rental	500
Water Sales - Utility Water	464
	<hr/>
	975,955
	<hr/>

Cash Received:

Water Payments	(61,783)
Misc Payments	(352,756)
Assessments Payments	(282)
	<hr/>
	(414,821)
	<hr/>

Net positive/(negative) variance

561,134

Kern Delta Water District
Inventory/Prepays Variance Analysis
December 31, 2025

Additions to Accounts:

Weed Control Chemicals Purchased	769
Prepaid Additions	2,854,281
	<u>2,855,050</u>

Usage/Amortization:

Chemicals Consumed During Month	(38,811)
Amortization of Prepaid Accounts	(74,947)
	<u>(113,758)</u>

Net positive/(negative) variance	2,741,293
---	------------------

Kern Delta Water District
Statement of Operating Results
Through the Period Ended December 31, 2025

	<u>Current Month</u>	<u>Year to Date</u>	<u>Annual Budget</u> KDWD Budget 2025	<u>YTD as %age of Budget (Target is 92%)</u>	<u>Budget Remaining</u>
REVENUE					
State Water Sales	0	947,275	1,102,239	86 %	(154,964)
Utility Water Sales	464	2,854,231	3,214,296	89 %	(360,065)
Seepage Revenue	0	835,756	800,000	104 %	35,756
Equalization	0	9,275	9,040	103 %	235
Assessments	0	976,875	979,626	100 %	(2,751)
Property Tax	3,292,747	7,056,556	6,583,337	107 %	473,219
Interest Revenue	73,371	940,795	1,001,575	94 %	(60,780)
Other Revenue	(16,290)	428,438	250,000	171 %	178,438
Water Transfer Charges	0	1,057,328	1,000,000	106 %	57,328
Expense Reimb From Banking	0	0	150,000	0 %	(150,000)
Total Revenue	<u>3,350,292</u>	<u>15,106,529</u>	<u>15,090,113</u>	<u>100 %</u>	<u>16,416</u>
EXPENDITURES					
Source of Supply					
State Water Costs	(71,656)	3,138,103	4,000,000	78 %	(861,897)
Exchange Fees	0	65,150	63,750	102 %	1,400
Watermaster, City, Isabella	21,518	293,265	560,600	52 %	(267,336)
Grower Recharge Program Costs	0	0	0	0 %	0
Miscellaneous Source Costs	0	16,830	950,000	2 %	(933,170)
Total Source of Supply	<u>(50,138)</u>	<u>3,513,348</u>	<u>5,574,350</u>	<u>63 %</u>	<u>(2,061,003)</u>
Transmission and Distribution					
Labor	249,891	3,088,924	3,116,654	99 %	(27,730)
Employee Benefits	79,107	1,106,546	1,144,450	97 %	(37,904)
Maintenance & Repairs	114,066	1,423,336	1,791,380	79 %	(368,044)
Total Transmission and Distribution	<u>443,064</u>	<u>5,618,806</u>	<u>6,052,484</u>	<u>93 %</u>	<u>(433,678)</u>
Administrative & Other Costs					
Engineering Consultants	0	(109,509)	50,000	(219) %	(159,509)
Legal Expense	0	948	10,000	9 %	(9,052)
Special Legal/Engineering	140,299	974,703	900,000	108 %	74,703
Office Operations	328	395,032	486,256	81 %	(91,224)
Insurance	22,046	273,577	232,145	118 %	41,433
Special Expenses	0	47,014	1,151,000	4 %	(1,103,987)
Kern River GSA & SGMA	0	174,060	300,000	58 %	(125,940)
Construction Expense - Peripheral	0	0	0	0 %	0
Bond Interest Expense	(13,807)	93,148	98,180	95 %	(5,032)
FMV Adjustment	(110,749)	(475,412)	0	0 %	(475,412)
Depreciation	36,167	624,667	0	0 %	624,667
Total Administrative & Other	<u>74,284</u>	<u>1,998,228</u>	<u>3,227,581</u>	<u>62 %</u>	<u>(1,229,353)</u>
Total Expenses	<u>467,210</u>	<u>11,130,382</u>	<u>14,854,415</u>	<u>75 %</u>	<u>(3,724,034)</u>
Net Fav/(Unfav) Operating Results	<u>2,883,082</u>	<u>3,976,147</u>	<u>235,698</u>	<u>1,687 %</u>	<u>3,740,449</u>

KERN DELTA WATER DISTRICT
Labor and Benefits Tracker
2025

Actual Cost	Jan	Feb	Mar	Apr	May	Jun	Jul	Aug	Sep	Oct	Nov	Dec	TOTAL 2025
Wages & Salaries	254,608	235,150	266,663	253,830	273,321	269,382	270,305	264,960	256,373	248,524	245,917	249,891	3,088,924
Payroll Taxes - Employer Paid	19,125	17,675	20,059	19,068	20,556	20,271	20,337	18,253	16,868	15,776	15,059	14,855	217,902
Medical/Dental/Vision - Cost	46,520	41,160	43,678	50,334	43,995	44,683	43,197	45,597	42,661	44,201	48,743	43,931	538,700
Medical/Dental/Vision - Employee Withheld	(4,978)	(4,450)	(4,835)	(5,092)	(5,103)	(4,837)	(4,940)	(4,817)	(4,669)	(4,818)	(4,681)	(4,783)	(58,003)
Vacation Accrual - Incr/(Decr)	(10,411)	8,939	288	2,364	13,924	818	(6,499)	(555)	6,863	598	(204)	(10,865)	5,260
Workers' Comp Insurance	6,976	6,976	2,049	6,976	6,976	6,976	4,749	5,969	5,969	5,969	5,969	5,969	71,523
Life/LTD/AD&D	1,705	1,668	1,375	1,829	1,741	1,682	1,682	1,682	1,682	1,682	1,682	1,682	20,092
Retirement Plan	21,907	19,790	21,712	21,494	23,175	22,774	23,445	23,114	22,468	23,034	22,899	23,468	269,280
Uniforms and Other Benefits	1,186	1,895	7,863	2,291	2,696	1,773	2,549	1,741	2,607	5,824	6,518	4,852	41,794
Total Benefits	82,030	93,653	92,189	99,264	107,960	94,140	84,520	90,984	94,449	92,266	95,985	79,107	1,106,546
Total Labor and Benefits	336,638	328,803	358,852	353,094	381,281	363,522	354,825	355,944	350,822	340,790	341,902	328,998	4,195,470

Budgeted Cost	Jan	Feb	Mar	Apr	May	Jun	Jul	Aug	Sep	Oct	Nov	Dec	
Wages & Salaries	260,825	235,954	259,573	251,255	271,092	260,313	271,092	269,146	262,879	269,313	248,370	256,842	3,116,654
Payroll Taxes - Employer Paid	19,953	18,050	19,858	19,221	20,869	20,041	20,869	19,682	18,428	18,074	16,235	16,216	227,496
Medical/Dental/Vision - Cost	43,113	43,113	43,113	43,113	43,113	43,113	43,113	43,113	43,113	43,113	43,113	46,688	520,931
Medical/Dental/Vision - Employee Withheld	(4,992)	(4,992)	(4,992)	(4,992)	(4,992)	(4,992)	(4,992)	(4,992)	(4,992)	(4,992)	(4,992)	(4,992)	(59,904)
Vacation Accrual - Incr/(Decr)	1,250	1,250	1,250	1,250	1,250	1,250	1,250	1,250	1,250	1,250	1,250	1,250	15,000
Workers' Comp Insurance	6,858	6,858	6,858	6,858	7,407	7,407	7,407	7,407	7,407	7,407	7,407	7,407	86,688
Life/LTD/AD&D	1,650	1,650	1,650	1,650	1,650	1,650	1,650	1,650	1,650	1,650	1,650	1,650	19,800
Retirement Plan	24,512	22,173	24,399	23,617	25,562	24,555	25,562	25,387	24,786	25,402	24,800	25,813	296,568
Uniforms and Other Benefits	2,270	2,270	3,220	2,270	2,270	3,220	2,270	2,270	3,220	2,270	2,270	10,051	37,871
Total Benefits	94,614	90,372	95,356	92,987	97,129	96,244	97,129	95,767	94,862	94,174	91,733	104,083	1,144,450
Total Labor and Benefits	355,439	326,326	354,929	344,242	368,221	356,557	368,221	364,913	357,741	363,487	340,103	360,925	4,261,104

Budget vs Actual Variance - Fav/(Unfav)	Jan	Feb	Mar	Apr	May	Jun	Jul	Aug	Sep	Oct	Nov	Dec	
Wages & Salaries	6,217	804	(7,090)	(2,575)	(2,229)	(9,069)	787	4,186	6,506	20,789	2,453	6,951	27,730
Payroll Taxes - Employer Paid	828	375	(201)	153	313	(230)	532	1,429	1,560	2,298	1,176	1,361	9,594
Medical/Dental/Vision - Cost	(3,407)	1,953	(565)	(7,221)	(882)	(1,570)	(84)	(2,484)	452	(1,088)	(5,630)	2,757	(17,769)
Medical/Dental/Vision - Employee Withheld	(14)	(542)	(157)	100	111	(155)	(52)	(175)	(323)	(174)	(311)	(209)	(1,901)
Vacation Accrual - Incr/(Decr)	11,661	(7,689)	962	(1,114)	(12,674)	432	7,749	1,805	(5,613)	652	1,454	12,115	9,740
Workers' Comp Insurance	(118)	(118)	4,809	(118)	431	431	2,658	1,438	1,438	1,438	1,438	1,438	15,165
Life/LTD/AD&D	(55)	(18)	275	(179)	(91)	(32)	(32)	(32)	(32)	(32)	(32)	(32)	(292)
Retirement Plan	2,605	2,383	2,687	2,123	2,387	1,781	2,117	2,273	2,318	2,368	1,901	2,345	27,288
Uniforms and Other Benefits	1,084	375	(4,643)	(21)	(426)	1,447	(279)	529	613	(3,554)	(4,248)	5,199	(3,923)
Total Benefits	12,584	(3,281)	3,167	(6,277)	(10,831)	2,104	12,609	4,783	413	1,908	(4,252)	24,976	37,904
Total Labor and Benefits	18,801	(2,477)	(3,923)	(8,852)	(13,060)	(6,965)	13,396	8,969	6,919	22,697	(1,799)	31,927	65,634

KERN DELTA WATER DISTRICT

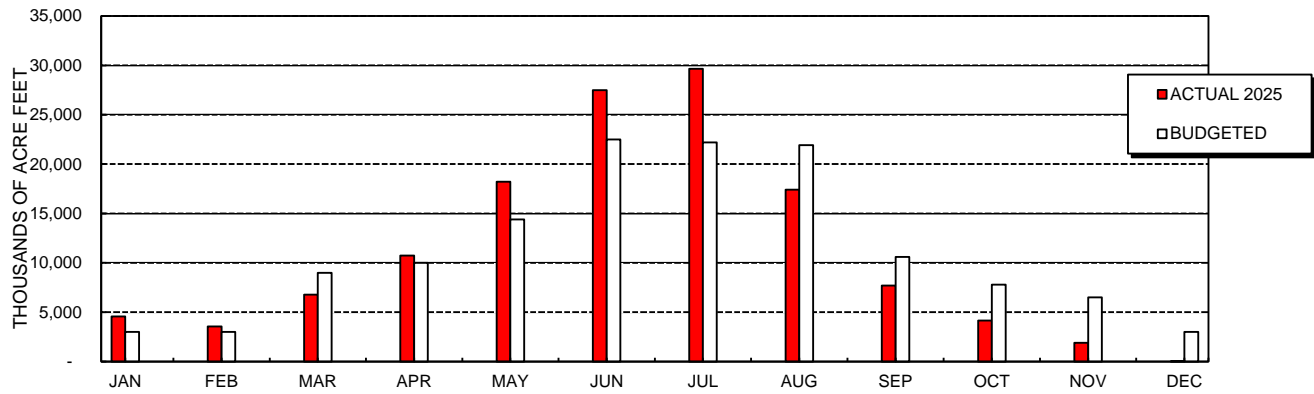
TREASURER'S REPORT

December 2025

	2025	2024	2023	2022
Cash & Securities on hand - December 1, 2025	\$ 36,610,183	\$ 33,476,576	\$ 25,393,668	\$ 21,551,419
Add: December receipts	3,890,824	3,197,669	2,810,577	2,390,209
Less: December disbursements	(3,388,098)	(934,676)	(720,199)	(1,253,529)
Cash & Securities on hand - December 31, 2025	\$ 37,112,909	\$ 35,739,569	\$ 27,484,045	\$ 22,688,098
Petty Cash \$ 500				
Citizens Business Bank 586,701				
Kern County Treasury 3,537,867				
CAMP 4,804,158				
LPL Financial 28,183,682				
\$ 37,112,909				
Restricted Reserves:				
Restricted Reserve Fund - Water Resources Manager \$ (0)	\$ (176,538)	\$ (240,417)	\$ (300,000)	
Unrestricted Reserves:				
Pipeline Maintenance (434,524)	(311,912)	(311,912)	(216,912)	
Water Rights Protection & Litigation Reserve (3,408,358)	(3,168,358)	(3,168,358)	(3,168,358)	
2015-A COP Reserve Fund (2,815,000)	(3,075,000)	(3,565,000)	(3,565,000)	
Operating Reserve (5,000,000)	(5,000,000)	(5,000,000)	(5,000,000)	
Capital Reserve (2,000,000)	(2,000,000)	(2,000,000)	(2,000,000)	
Groundwater Program Reserve (3,500,000)	(3,500,000)	(3,500,000)	(3,500,000)	
Kern River GSA Well Mitigation Reserve (250,000)	(250,000)	-	-	
Total Reserves	\$ (17,407,883)	\$ (17,721,808)	\$ (17,785,687)	\$ (17,750,270)
Cash Available - December 31, 2025	\$ 19,705,026	\$ 18,017,761	\$ 9,698,358	\$ 4,937,828

Kern Delta Water District
Monthly Water Sales Volume
in Acre Feet

	2024	2025										
	Actual (Accum- ulated)	Budgeted		Actual								
		Monthly	(Accum- ulated)	Monthly				Accumulated				% of Budget
				Utility	State	Contracts	Total	Utility	State	Contracts	Total	
JAN	2,343	3,000	3,000	4,416	-	162	4,579	4,416	-	162	4,579	153%
FEB	3,814	3,000	6,000	3,324	-	239	3,562	7,740	-	401	8,141	136%
MAR	8,100	9,000	15,000	6,416	-	363	6,780	14,157	-	764	14,921	99%
APR	17,534	10,000	25,000	10,354	-	381	10,735	24,511	-	1,145	25,656	103%
MAY	36,200	14,400	39,400	16,619	1,204	383	18,206	41,130	1,204	1,528	43,862	111%
JUN	67,457	22,500	61,900	23,665	3,352	473	27,490	64,795	4,556	2,001	71,352	115%
JUL	99,268	22,200	84,100	26,385	2,788	485	29,659	91,180	7,344	2,486	101,010	120%
AUG	122,845	21,929	106,029	14,593	2,451	366	17,411	105,774	9,795	2,852	118,421	112%
SEP	131,585	10,600	116,629	7,384	-	320	7,704	113,157	9,795	3,172	126,125	108%
OCT	135,465	7,800	124,429	4,005	-	143	4,148	117,163	9,795	3,315	130,273	105%
NOV	137,766	6,500	130,929	1,793	-	107	1,901	118,956	9,795	3,422	132,174	101%
DEC	138,164	3,000	133,929	19		13	32	118,975	9,795	3,435	132,206	99%



KERN DELTA WATER DISTRICT

Aged Accounts Receivable

Past Due Accounts

January 20, 2026

Account	Name	0-30 Days	31-60 Days	61-90 Days	Over 90 Days	Total Past Due
592	Costa, Joe & Mary	30.03	519.66	1,482.22	-	2,031.91
994	Giannelli Farms	298.34	556.87	-	-	855.21
2362	Tesch, Greg	46.59	45.90	45.23	3,015.04	3,152.76
2437	Upple, Shinda	91.31	326.40	321.58	5,438.93	6,178.22
5050	Underwood Ranches	10.98	714.49	17.22	-	742.69
5868	Duran, Ruben G et al	7.11	7.01	6.90	460.10	481.12
5889	Bautista, Esteban	23.64	23.29	22.94	1,529.56	1,599.43
5938	Prestige Ranch LLC	71.26	70.21	69.17	4,611.59	4,822.23
6061	Agromex Inc	453.99	1,412.34	-	-	1,866.33
6073	Kamal, Roop & Gurmeet Singh	53.41	105.56	5.36	357.59	521.92
6074	M&M Ag Enterprises, LLC	341.04	1,218.25	-	-	1,559.29
	OTHER	448.65	401.96	274.06	176.71	1,301.38
		1,876.35	5,401.94	2,244.68	15,589.52	25,112.49

**Kern Delta Water Banking Project
Balance Sheet
As of December 31, 2025**

	<u>12/31/2025</u>	<u>11/30/2025</u>	<u>Month-to-Month Variance</u>
Total Assets			
Current Assets			
Cash & Cash Equivalents	6,155,555	6,348,286	(192,730)
Inventory and Prepaids	281,960	78,623	203,337
Total Current Assets	<u>6,437,515</u>	<u>6,426,909</u>	<u>10,607</u>
Fixed Assets			
CVC Expansion	16,672,371	16,672,371	0
All Other Structures	48,314,173	48,314,173	0
Machinery and Equipment	598,824	598,823	0
Less Accumulated Depreciation	<u>(14,123,789)</u>	<u>(14,110,117)</u>	<u>(13,672)</u>
Fixed Assets Net of Depreciation	<u>51,461,579</u>	<u>51,475,250</u>	<u>(13,672)</u>
Other Assets			
Investment in Sunset Banking Project	1,657,535	1,676,725	(19,190)
Total Other Assets	<u>1,657,535</u>	<u>1,676,725</u>	<u>(19,190)</u>
Total Assets	<u>59,556,629</u>	<u>59,578,884</u>	<u>(22,255)</u>
Total Liabilities & Equity			
Current Liabilities			
Accounts Payable	2,590	7,762	(5,172)
Total Current Liabilities	<u>2,590</u>	<u>7,762</u>	<u>(5,172)</u>
Equity			
Capital Contributions From KDWD	9,527,537	9,527,537	0
Equity From Past Years	50,804,028	50,804,028	0
Accumulated Equity - Current Year	<u>(777,526)</u>	<u>(760,443)</u>	<u>(17,083)</u>
Total Equity	<u>59,554,039</u>	<u>59,571,122</u>	<u>(17,083)</u>
Total Liabilities & Equity	<u>59,556,629</u>	<u>59,578,884</u>	<u>(22,255)</u>

Kern Delta Water Banking Project
Cash Variance Analysis
December 31, 2025

Cash Received:

Interest Received	20,480
	<u>20,480</u>

Cash Disbursed:

KCWA - CVC 1st Qtr 2026 CVC Ops & Power	(203,337)
Weed Control Labor by Others	(7,645)
BSK Associates - Water Testing	(4,690)
PG&E - Well Power	(1,049)
Equipment Maintenance	(195)
	<u>(216,916)</u>

Positive/(Negative) Cash Variance Before FMV Adjustment	(196,436)
--	------------------

FMV Adjustment	3,706
-----------------------	--------------

Adjusted Positive/(Negative) Cash Variance	(192,730)
---	------------------

**Kern Delta Water Banking Project
Inventory/Prepays Variance Analysis
December 31, 2025**

Additions to Accounts:

Chemicals Purchased	-
Prepaid Additions	203,337
	<hr/>
	203,337
	<hr/>

Usage/Amortization:

Chemicals Consumed During Month	-
Amortization of Prepaid Accounts	-
	<hr/>
	-
	<hr/>

Net positive/(negative) variance

203,337

**Kern Delta Water Banking Project
Statement of Operating Results
As of December 31, 2025**

	<u>Current Month</u>	<u>Year to Date</u>
REVENUE:		
Miscellaneous Revenue	(19,190)	(19,190)
Interest Revenue	15,790	232,943
Total Revenue	<u>(3,400)</u>	<u>213,753</u>
 EXPENSES		
Other Costs		
Power Cost - Wells	1,142	21,019
CVC Operating Costs	0	147,452
CVC Power Costs	0	5,745
Spreading OM&R	2,576	235,701
Wells OM&R and Other	0	4,983
FMV Adjustment	(3,706)	(20,293)
Depreciation	13,671	596,672
Total Other Costs	<u>13,683</u>	<u>991,279</u>
Total All Expenses	<u>13,683</u>	<u>991,279</u>
Favorable/(Unfavorable) Operating Results	<u>(17,083)</u>	<u>(777,526)</u>

KERN DELTA WATER BANKING PROJECT

TREASURER'S REPORT

December 2025

	2025	2024	2023	2022
Cash & Securities on hand - December 1, 2025	\$ 6,348,286	\$ 6,827,448	\$ 5,915,858	\$ 6,562,332
Add: December receipts	24,187	92,388	62,860	637,435
Less: December disbursements	(216,917)	(210,537)	(292,931)	(101,631)
Cash & Securities on hand - December 31, 2025	\$ 6,155,555	\$ 6,709,299	\$ 5,685,788	\$ 7,098,137
Citizens Business Bank \$ 402,454 Kern County Treasury 53,286 CAMP 4,651,214 LPL Financial 1,048,601 <u>\$ 6,155,555</u>				
Restricted Cash included in above: OM&R Spreading	\$ (11,316)	\$ (183,621)	\$ (219,443)	\$ (126,528)
OM&R Extraction	(229,008)	(388,122)	(593,964)	(597,250)
Take/Put Fees	(1,884,119)	(1,884,119)	(2,014,124)	(3,900,399)
Total Restricted	\$ (2,124,443)	\$ (2,455,862)	\$ (2,827,531)	\$ (4,624,177)
Cash Available for Construction - December 31, 2025	\$ 4,031,112	\$ 4,253,437	\$ 2,858,257	\$ 2,473,960

**Sunset Water Banking Project
Balance Sheet
As of December 31, 2025**

	<u>12/31/2025</u>	<u>11/30/2025</u>	<u>Month-to-Month Variance</u>
Assets			
Current Assets			
Cash & Cash Equivalents	203,772	433,160	(229,388)
Total Current Assets	<u>203,772</u>	<u>433,160</u>	<u>(229,388)</u>
Fixed Assets			
Construction in Progress	6,469,328	6,199,331	269,997
Total Fixed Assets at Cost	<u>6,469,328</u>	<u>6,199,331</u>	<u>269,997</u>
Net Fixed Assets	<u>6,469,328</u>	<u>6,199,331</u>	<u>269,997</u>
Total Assets	<u>6,673,100</u>	<u>6,632,491</u>	<u>40,609</u>
Liabilities & Equity			
Current Liabilities			
Accounts Payable	41,654	0	41,654
Total Current Liabilities	<u>(41,654)</u>	<u>0</u>	<u>(41,654)</u>
Equity			
Contributions to Equity - KDWD	1,627,929	1,627,928	0
Contributions to Equity - KDWBP	1,627,928	1,627,929	0
Contributions to Equity - AEWS	3,255,856	3,255,856	0
Equity From Past Years	118,425	118,425	0
Accumulated Equity - Current Year	1,308	2,353	(1,045)
Total Equity	<u>6,631,446</u>	<u>6,632,491</u>	<u>(1,045)</u>
Total Liabilities & Equity	<u>6,673,100</u>	<u>6,632,491</u>	<u>40,609</u>

**Sunset Water Banking Project
Statement of Operating Results
As of December 31, 2025**

	<u>Current Month</u>	<u>Year to Date</u>
Revenue		
Interest Revenue	5	10,901
Total Revenue	5	10,901
Expenses		
Ops, Maintenance, & Repair Costs	1,050	12,184
FMV Adjustment	0	(2,591)
Total Expenses	1,050	9,593
Fav/(Unfav) Operating Results	<u>(1,045)</u>	<u>1,308</u>

SUNSET BANKING PROJECT

TREASURER'S REPORT

December 2025

	2025	2024	2023	2022
Cash & Securities on hand - December 1, 2025	\$ 433,160	\$ 935,653	\$ 1,798,977	\$ 1,937,567
Add: December receipts	5	940	19,169	9
Less: December disbursements	(229,393)	(1,000)	-	(198,134)
Cash & Securities on hand - December 31, 2025	\$ 203,772	\$ 935,594	\$ 1,818,146	\$ 1,739,442
Citizens Business Bank 78,671				
Kern County Treasury 125,101				
\$ 203,772				
Unrestricted Reserves:				
Cash From Operations	(7,917)	(19,051)		
Total Reserves	\$ (7,917)	\$ (19,051)	\$ -	\$ -
Cash Available - December 31, 2025	\$ 195,855	\$ 916,543	\$ 1,818,146	\$ 1,739,442

Kern Delta Water District Summary of Invested Cash Reserves
US Treasury Investment Summary
As of December 31, 2025

CUSIP	Acquistion Date	Maturity Date	Quantity (Q)	Par Value (PV)	Customer Price (P)	Principal (Prin) (Q x P)	Accrued Interest (AI)	Service Charge	Net Money (NM) (Prin + AI)	Coupon Rate (CR)	Coupon Interest (Cou)	Discount Returned (Disc) (PV - Prin)	Estimated Total Yield (Y) (Cou + Disc)	YTM
912796ZL6	10/28/2022	1/24/2023	999	999,000	991.61	990,615.59	-	5	990,621	0.000%	-	8,384	8,384	3.511%
912796S34	10/28/2022	1/26/2023	999	999,000	991.32	990,328.68	-	5	990,334	0.000%	-	8,671	8,671	3.551%
912796XQ7	10/28/2022	7/13/2023	1,000	1,000,000	971.80	971,803.96	-	5	971,809	0.000%	-	28,196	28,196	4.105%
912796XY0	10/28/2022	8/10/2023	1,000	1,000,000	968.43	968,427.19	-	5	968,432	0.000%	-	31,573	31,573	4.161%
9128285D8	10/14/2022	9/30/2023	1,000	1,000,000	987.39	987,390.00	1,105.77	5	988,501	2.875%	27,647	12,610	40,257	4.240%
912828T26	10/14/2022	9/30/2023	1,000	1,000,000	972.49	972,490.72	528.85	5	973,025	1.375%	13,223	27,509	40,732	4.355%
91282CDA6	10/14/2022	9/30/2023	1,000	1,000,000	961.80	961,803.13	96.15	5	961,904	0.250%	2,404	38,197	40,601	4.390%
912828B66	11/7/2022	2/15/2024	3,000	3,000,000	975.38	2,926,130.00	18,831.52	5	2,944,967	2.750%	105,103	73,870	178,973	4.801%
912828X70	11/7/2022	4/30/2024	3,000	3,000,000	962.00	2,886,005.00	1,160.22	5	2,887,170	2.000%	88,603	113,995	202,598	4.754%
91282CDB4	10/14/2022	10/15/2024	1,000	1,000,000	929.20	929,205.00	3,107.92	5	932,318	0.625%	12,106	70,795	82,901	4.606%
9128283D0	10/14/2022	10/31/2024	1,000	1,000,000	960.50	960,507.24	10,210.60	5	970,723	2.250%	44,568	39,493	84,061	4.418%
912828YM6	10/14/2022	10/31/2024	1,000	1,000,000	945.55	945,553.94	6,807.07	5	952,366	1.500%	29,712	54,446	84,158	4.493%
9128283V0	7/26/2023	1/31/2025	2,000	2,000,000	964.10	1,928,191.18	24,309.39	5	1,952,506	2.500%	76,027	71,809	147,836	4.946%
91282CEH0	7/26/2023	4/15/2025	2,000	2,000,000	962.15	1,924,305.00	14,631.15	5	1,938,941	2.625%	90,369	75,695	166,064	4.993%
91282CAB7	8/16/2023	7/31/2025	1,000	1,000,000	916.08	916,084.79	108.70	5	916,198	0.250%	4,850	83,915	88,765	5.067%
91282CFP1	10/18/2023	10/15/2025	3,000	3,000,000	985.27	2,955,829.07	1,045.08	5	2,956,879	4.250%	253,258	44,171	297,429	5.052%
91282CJV4	2/20/2024	1/31/2026	3,000	3,000,000	995.00	2,985,005.00	7,005.50	5	2,992,016	4.250%	253,258	14,995	268,253	4.512%
91282CCF6	5/24/2024	5/31/2026	3,505	3,505,000	923.54	3,237,023.67	12,640.98	5	3,249,670	0.750%	52,216	267,976	320,192	4.966%
912828YD6	8/22/2024	8/31/2026	3,000	3,000,000	950.08	2,863,166.03	19,616.17	5	2,882,787	1.375%	83,630	129,380	213,010	3.735%
912828YU8	8/22/2024	11/30/2026	2,000	2,000,000	951.70	1,910,434.38	7,370.22	5	1,917,810	1.625%	64,556	76,071	140,627	3.696%
91282CJT9	8/22/2024	1/15/2027	2,000	2,000,000	1,003.60	2,006,529.60	8,260.87	5	2,014,795	4.000%	192,219	(44,614)	147,605	3.693%
912828ZN3	11/21/2024	4/30/2027	4,000	4,000,000	4,360.00	3,993,398.50	1,264.64	5	3,994,668	0.500%	48,767	281,835	330,602	4.156%
912828ZV5	1/23/2025	6/30/2027	2,184	2,184,000	2,184.00	1,999,469.62	693.81	5	2,000,168	0.500%	26,567	140,020	166,587	4.183%
91282CAY7	2/18/2025	11/30/2027	2,198	2,198,000	2,195.00	1,993,065.00	3,015.11	5	1,996,085	0.625%	33,422	131,850	165,272	4.163%
9128283W8	10/17/2025	2/15/2028	3,000	3,000,000	2,961.00	2,961,305.00	14,796.20	5	2,976,106	2.750%	192,575	38,965	231,540	3.350%
9128284N7	10/23/2025	5/15/2028	3,000	3,000,000	2,966.00	2,965,672.82	37,968.75	5	3,003,647	2.875%	206,764	34,327	241,091	3.391%

27,887,000

26,915,069.62

Fixed Income CDs Investment Summary
As of December 31, 2025

CUSIP	Purchase Date	Maturity Date	Days to Maturity	Quantity/ Price	Service Charge	Net Amount	YTM	Expected Interest
15987UBT4	5/18/2023	11/5/2024	537	250,000	5	250,000.04	5.050%	18,574
33749VBQ0	5/23/2023	11/22/2024	549	250,000	5	250,000.29	4.850%	18,237
12547CBK3	5/25/2023	11/25/2024	550	250,000	5	250,001.68	5.100%	19,212
200339FT1	5/25/2023	11/25/2024	550	250,000	5	250,001.68	5.050%	19,024
337158AX7	5/26/2023	11/26/2024	550	250,000	5	250,001.69	5.050%	19,024
09784RCC5	5/30/2023	11/29/2024	549	250,000	5	250,000.29	4.950%	18,613
87164DWD8	5/19/2023	2/19/2025	642	250,000	5	250,000.15	4.850%	21,327
20347MAP6	5/31/2023	4/30/2025	700	250,000	5	250,000.23	4.750%	22,774
227563CJ0	5/19/2023	5/19/2025	731	250,000	5	250,000.13	4.850%	24,283
73317ACD2	5/24/2023	5/22/2025	729	250,000	5	250,000.17	4.850%	24,217
2546735C6	5/24/2023	5/23/2025	730	250,000	5	250,000.17	4.850%	24,250
300185MA0	5/26/2023	5/26/2025	731	250,000	5	250,000.19	4.650%	23,282
02589AEU2	5/24/2023	5/27/2025	734	250,000	5	250,000.20	4.850%	24,383
05600XQK9	5/24/2023	5/27/2025	734	250,000	5	250,000.20	4.850%	24,383
89388CGT9	5/30/2023	5/30/2025	731	250,000	5	250,000.22	4.950%	24,784
74824XDK9	6/2/2023	6/2/2025	731	250,000	5	250,000.02	4.850%	24,283
028501AR5	5/24/2024	6/5/2026	742	250,000	5	250,001.11	5.000%	25,411
06051XDY5	5/24/2024	6/1/2026	738	250,000	5	250,001.08	5.000%	25,274

500,000

500,002.19

401,336

Total Invested Funds at Cost 27,415,071.81
Cash Balance 6,073.70
Cost Basis 27,421,145.51
Unrealized Gain/Loss 762,536.80
Market Value 28,183,682.31

Investment in CAMP Term Funds
As of December 31, 2025

Trade Date	Maturity Date	Days to Maturity	Quantity/ Price	YTM
12/12/2025	12/11/2026	364	3,000,000	3.71%

Kern Delta Water Banking Project
US Treasury Investment Summary
As of December 31, 2025

CUSIP	Purchase Date	Maturity Date	Quantity (Q)	Par Value (PV)	Customer Price (P)	Principal (Prin) (Q x P)	Accrued Interest (AI)	Service Charge	Net Money (NM) (Prin + AI)	Coupon Rate (CR)	Coupon Interest (Cou)	Discount Returned (Disc)	Estimated Total Yield (Y)	YTM
912796YU7	11/4/2022	4/13/2023	999	999,000	981.93	980,949.74	-	5	980,955					
912796V48	11/4/2022	4/20/2023	999	999,000	980.82	979,840.12	-	5	979,845					
912796YV5	11/4/2022	4/27/2023	999	999,000	979.89	978,907.61	-	5	978,913					
91282CAB7	8/22/2024	7/31/2025	2,000	2,000,000	962.30	1,926,725.00	298.91	5	1,927,029	0.250%	9,932	73,275	163,750	4.267%
912828ZN3	11/21/2024	4/30/2027	1,000	1,000,000	1,090.00	998,271.32	316.16	5	998,592	0.500%	12,158	70,554	82,712	4.160%

1,000,000 998,271.32

Fixed Income CDs Investment Summary
As of December 31, 2025

CUSIP	Purchase Date	Maturity Date	Days to Maturity	Quantity/ Price	Service Charge	Net Amount	YTM	Expected Interest
564759SS8	5/31/2023	12/2/2024	551	250,000	5	250,000.02	5.100%	19,247
61690U6Z8	5/31/2023	12/2/2024	551	250,000	5	250,000.02	5.100%	19,247
61768EUL5	5/31/2023	12/2/2024	551	250,000	5	250,000.02	5.100%	19,247
309175DY0	5/30/2023	5/30/2025	731	250,000	5	250,000.21	4.850%	24,283
654062LL0	5/31/2023	5/30/2025	730	250,000	5	250,000.22	4.950%	24,750

Total Invested Funds at Cost	998,271.32
Cash Balance	500.85
Cost Basis	998,772.17
Unrealized Gain/Loss	49,829.08
Market Value	1,048,601.25

Monthly Market Review

Fixed Income | January 2026

Information provided by CAMP's Program Administrator PFM Asset Management, a division of U.S. Bancorp Asset Management, Inc.



Silver and gold, silver and gold...

Economic Highlights

- The Federal Open Market Committee (FOMC) lowered the target range for the federal funds rate by 25 basis points (bps) during its last meeting of 2025, setting the new range at 3.50%–3.75%. The vote included three dissents with two members preferring to keep rates unchanged and one favoring a larger 50 bp cut.
- The median projection from the “dot plot” continues to show one 25 bp rate cut in 2026 and another in 2027, though the wide dispersion in underlying projections underscores the growing difference of opinion within the Federal Reserve (Fed). Assuming a more dovish Chair takes office in mid-2026 as expected, markets view policy risks as skewed towards additional easing.
- Also at the meeting, the FOMC announced it would begin Reserve Management Purchases (RMP) totaling \$40 billion in U.S. Treasury Bills to maintain reserve balances and liquidity at currently sufficient levels.
- The first estimate of third quarter real gross domestic product (GDP) showed the economy grew at an annualized pace of 4.3%, its fastest in two years. Growth was driven by strong consumer and business spending and steadier trade dynamics. While the data is now several months old, it shows the economy was on solid footing heading into the government shutdown which began October 1.
- Official economic data released in December were “noisy” due to data collection issues caused by the government shutdown. Directionally, the data continues to show the labor market cooling and inflation remaining sticky with only modest progress towards the Fed’s 2% target.

Bond Markets

- The yield on 3-month, 2-year, and 10-year U.S. Treasuries ended the month at 3.62%, 3.46%, and 4.11% representing changes of -17 bps, -3 bps, and +10 bps, respectively.
- As a result of the decrease in short yields and increase in longer tenors the slope of the curve (as measured by the difference in yield of 2- and 10-year notes) reached its highest level of the year. This also led shorter-duration indices to outperform longer counterparts. The ICE BofA 3-month, 2-year, and 10-year U.S. Treasury indexes returned +0.35%, +0.32%, and -0.95%, respectively.
- Calendar-year returns for longer-duration indices were higher than shorter ones in 2025 for the first time since 2020. The 3-month, 2-year, and 10-year U.S. Treasury indexes returned +4.18%, +4.85%, and +7.82%, respectively.

Equity Markets

- Equity market volatility (measured by the VIX Index) waned in December and was driven by the Fed rate cut. For the month, the Dow Jones Industrial Average rose +0.9%, the S&P 500 gained +0.06%, and the Nasdaq fell -0.5%. The S&P 500 ended the calendar year with a total return of +17.9%.
- International equities outperformed domestic markets and the U.S. dollar weakened over the year. The MSCI ACWI ex U.S. Net Index delivered a +33.2% total return for 2025, including a +3% return in December. The U.S. Dollar Index declined -9.4% on the year.
- Commodity prices finished the year strong as gold jumped nearly +65% in 2025 and silver more than doubled, finishing the year up +148%.

PFMAM Strategy Recap & Outlook

- We continue to maintain portfolio durations near 100% of benchmarks. For shorter duration strategies, we prefer a modestly longer duration stance as we expect Fed policy to have a more direct impact on front-end yields. For longer duration strategies, we will maintain a curve steepening bias by modestly underweighting the long end of the curve.
- We continue to underweight supranationals and federal agencies due to narrow spreads. The ongoing privatization efforts of Fannie Mae and Freddie Mac remain a focus, though no substantial progress has been shared publicly.
- Investment-grade (IG) corporate bond spreads narrowed across most maturity ranges during the month except for longer indices. We will remain selective in the sector due to historically tight valuations and expect income to be the primary driver of total returns over the near term.
- Yield spreads on asset-backed securities (ABS) were relatively unchanged for the month. ABS continue to offer more spread than equivalent-maturity corporates, presenting some opportunities. Credit metrics and the consumer remain stable as credit enhancements within structures are robust. We will look to take advantage of new issuance in 2026.
- Mortgage-backed securities (MBS) generated solid excess returns again in December and have been a consistent top performer for the past several months. Lower bond volatility after a volatile November provided a tailwind for the sector.
- Credit spreads on longer fixed-rate money market securities remained attractive, while floating rate securities also offered value given uncertainty around the Fed outlook for 2026. Overnight repo rates remained elevated and attractive.

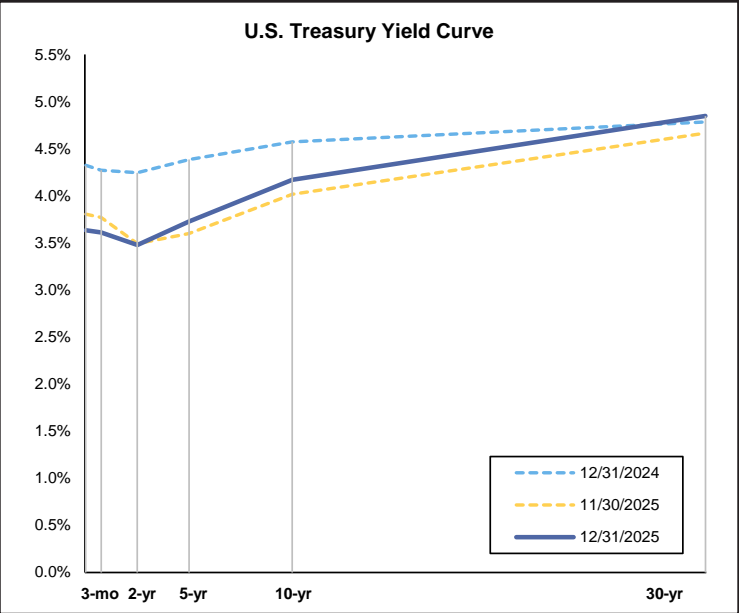
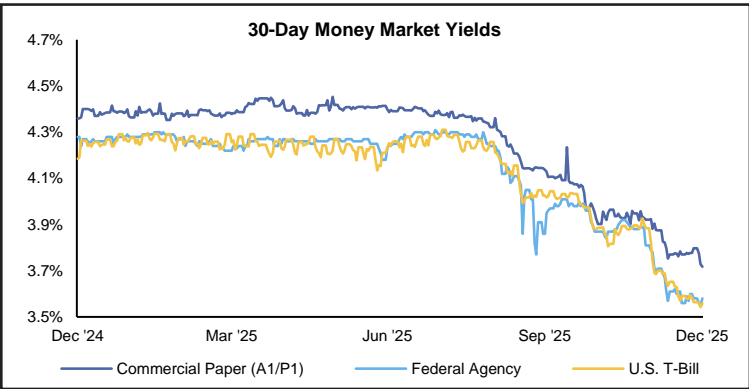
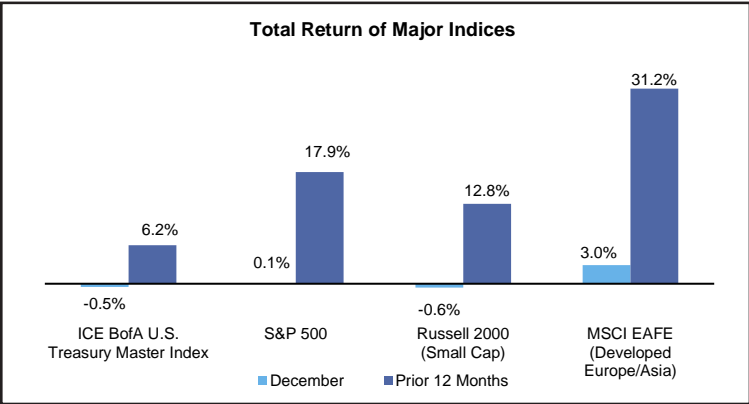
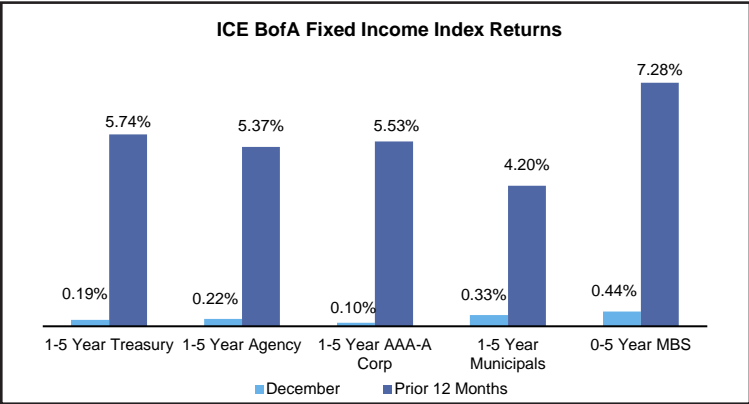
CAMP® is a registered trademark and the CAMP logos and designs are trademarks owned by the California Asset Management Trust (Trust). This information is for institutional investor use only, not for further distribution to retail investors, and does not represent an offer to sell or a solicitation of an offer to buy or sell any fund or other security. Investors should consider the Trust's investment objectives, risks, charges and expenses before investing in the Trust. This and other information about the Trust is available in the Trust's current Information Statement, which should be read carefully before investing. A copy of the Trust's Information Statement may be obtained by calling 1-800-729-7665 or is available on the Trust's website at www.camponline.com. While the Cash Reserve Portfolio seeks to maintain a stable net asset value of \$1.00 per share and the CAMP Term Portfolio seeks to achieve a net asset value of \$1.00 per share at the stated maturity, it is possible to lose money investing in the Trust. An investment in the Trust is not insured or guaranteed by the Federal Deposit Insurance Corporation or any other government agency. Shares of the Trust are distributed by U.S. Bancorp Investments, Inc., member FINRA (www.finra.org) and SIPC (www.sipc.org). PFM Asset Management is a division of U.S. Bancorp Asset Management, Inc., which serves as administrator and investment adviser to the Trust. U.S. Bancorp Asset Management, Inc. is a direct subsidiary of U.S. Bank N.A. and an indirect subsidiary of U.S. Bancorp. U.S. Bancorp Investments, Inc. is a subsidiary of U.S. Bancorp and affiliate of U.S. Bank N.A.

U.S. Treasury Yields				
Maturity	Dec 31, 2024	Nov 30, 2025	Dec 31, 2025	Monthly Change
3-Month	4.32%	3.80%	3.63%	-0.17%
6-Month	4.27%	3.77%	3.61%	-0.16%
2-Year	4.24%	3.49%	3.48%	-0.01%
5-Year	4.38%	3.60%	3.73%	0.13%
10-Year	4.57%	4.02%	4.17%	0.15%
30-Year	4.78%	4.66%	4.85%	0.19%

Spot Prices and Benchmark Rates				
Index	Dec 31, 2024	Nov 30, 2025	Dec 31, 2025	Monthly Change
1-Month SOFR	4.33%	3.86%	3.69%	-0.17%
3-Month SOFR	4.31%	3.79%	3.65%	-0.14%
Effective Fed Funds Rate	4.33%	3.89%	3.64%	-0.25%
Fed Funds Target Rate	4.50%	4.00%	3.75%	-0.25%
Gold (\$/oz)	\$2,641	\$4,218	\$4,341	\$123
Crude Oil (\$/Barrel)	\$71.72	\$58.55	\$57.42	-\$1.13
U.S. Dollars per Euro	\$1.04	\$1.16	\$1.17	\$0.01

Yields by Sector and Maturity				
Maturity	U.S. Treasury	Federal Agency	Corporates-AA-A Industrials	AAA Municipals
3-Month	3.63%	3.64%	3.91%	-
6-Month	3.61%	3.61%	3.90%	-
2-Year	3.48%	3.49%	3.84%	2.47%
5-Year	3.73%	3.74%	4.23%	2.47%
10-Year	4.17%	4.23%	4.79%	2.95%
30-Year	4.85%	-	5.61%	4.00%

Economic Indicators				
Indicator	Release Date	Period	Actual	Survey (Median)
FOMC Rate Decision	10-Dec	Dec	3.75%	3.75%
Change in Nonfarm Payrolls	16-Dec	Nov	64k	50k
Retail Sales Advance MoM	16-Dec	Oct	0.00%	0.10%
CPI YoY	18-Dec	Nov	2.70%	3.10%
Existing Home Sales MoM	19-Dec	Nov	0.50%	1.20%
U. of Mich. Consumer Sentiment	19-Dec	Dec F	52.9	53.5
GDP Annualized QoQ	23-Dec	3Q S	4.30%	3.30%



Source: Bloomberg. Data as of December 31, 2025, unless otherwise noted.

Indices shown are not available for investment. The index data reference herein is the property of the index provider and/or its licensors. The index provider assumes no liability in connections with its use and does not sponsor, endorse or recommend the products or services contained herein. Index returns do not reflect payment of any sales charges or fees an investor would pay to purchase the securities they represent. The imposition of these fees and charges would cause investment performance to be lower than the performance shown.

The views expressed within this material constitute the perspective and judgment of U.S. Bancorp Asset Management, Inc. at the time of distribution and are subject to change. Any forecast, projection, or prediction of the market, the economy, economic trends, and equity or fixed-income markets are based upon current opinion as of the date of issue and are also subject to change. Opinions and data presented are not necessarily indicative of future events or expected performance. Information contained herein is based on data obtained from recognized statistical services, issuer reports or communications, or other sources, believed to be reliable. No representation is made as to its accuracy or completeness.

NOT FDIC INSURED : NO BANK GUARANTEE : MAY LOSE VALUE



To: Kern Delta Water District Business & Finance Committee

From: Bryan Duncan – Controller

Date: January 20, 2026

Re: Agenda Item 5a. – Quarterly Investment Review

RECOMMENDATION:

Receive report, informational only.

DISCUSSION:

The Investment Policy of Kern Delta Water District requires the District's Treasurer to submit a quarterly investment review and analysis to the Board of Directors. In compliance with this directive the District Controller offers the following analysis of the District's cash and cash equivalents position and performance through December 31, 2025.

A comparative overview of the District's cash and cash equivalents position as of December 31, 2025, is shown in the following table:

	12/31/25	9/30/25	6/30/25	3/31/25
LPL Financial	\$29,232,283	\$26,179,479	\$29,285,094	\$33,646,639
CAMP Funds	9,455,372	15,103,533	10,705,871	5,164,718
Kern County Treasury	3,591,153	1,159,035	356,056	186,179
Citizens Business Bank	989,655	1,505,622	1,466,652	1,444,583
Total	\$43,268,463	\$43,947,669	\$41,813,673	\$40,442,119

Cash and Cash Equivalents decreased \$680,000 during the fourth quarter of 2025. It should be noted that cash flow for the Kern Delta Water Banking Project (the Project) has been negative for the entire year. During the 4th quarter the Project's cash collections totaled \$87,000 while cash expenditures for the same period were (\$506,000) resulting in a negative cash flow of (\$419,000). The Project has not billed its project partner for any take or put water for the last two years, contributing significantly to the negative cash flow.

LPL Financial Review:

\$3.00 million in US Treasuries matured in October 2025. The proceeds from the maturity of these instruments were combined with an additional \$3.00 million to purchase new US Treasuries with maturity

dates in February and May of 2028. The District's holdings in these instruments are earning interest at annualized yields of 3.35% - 5.00%.

The attached "Kern Delta Water District Summary of Invested Cash Reserves" describe the nature and mix of the District's investments held at LPL Financial as of December 31, 2025.

CAMP Funds Review:

The balance in the CAMP accounts declined (\$5.65 million) in the fourth quarter. Of this amount, \$3.00 million was used to purchase a portion of the new US Treasuries during the fourth quarter as mentioned above. An additional \$2.70 million was moved to the District's Citizens Business Bank account in December to pay a \$2.7 million invoice for State Water due at the end of the month.

Interest earned for the fourth quarter of 2025 was \$116,838. Excess cash made available in the normal course of operations is directed to the CAMP account where it earns interest until it is needed or reinvested in other securities at the discretion of the Business and Finance Committee. The 7-day yield earned on CAMP Funds was 4.27% on October 1 and at quarter's end was 3.90%.

In December the Business and Finance Committee authorized the transfer of \$3.00 million in CAMP funds to a short-term investment pool available at CAMP for one year. These funds will earn 3.71% for that period.

Kern County Treasury Funds:

Shortly before the Kern County Treasury's (KCT) fiscal year ended on June 30, 2025, KCT implemented a new accounting and cash management system. Since that time, reporting from KCT has been sporadic. The good news is that as of December 31, 2025, KCT has been able to provide updated cash balances for all District funds held at KCT. The bad news is that investment information is not nearly as current. The most recently published annualized interest rate for funds held at KCT is 3.41% as of June 30, 2025 which is exactly the same information provided in the previous quarterly report.

It should be noted that (1) all investment actions executed since the last report have been made in full compliance with the investment policy of the District and (2) the District will meet its expenditure obligations for the next six months.

Tab IV





**OPERATIONS AND PROJECTS
COMMITTEE MEETING**

501 Taft Highway
Bakersfield, CA

TUESDAY January 6, 2026

CANCELED

The January 6, 2026 Operations and Projects Committee Meeting has been canceled



To: Kern Delta Water District Board of Directors

From: Daniel Deleon

Date: January 20th, 2026

Re: Encroachment Permit Applications & Easement Requests

DISCUSSION:

The following are the organizations that have applied for an encroachment permit with Kern Delta Water District and a summary of their intended locations and purposes for encroaching.

Organization: PG&E

Location: Central Branch Canal, North of Panama Lane

Purpose: Pole relocation for Panama Lane widening.

Anticipated Start Date: TBD

Organization: Rippler Fiber

Location: Branch One Canal at Panama Lane

Purpose: Install fiber line under canal.

Anticipated Start Date: TBD

Maintenance Report

December 2025

1. **Structure and Turnout Repairs.** The following jobs were completed during the month.
 - a. Cleaned water filter on traveling screens on the Central.
 - b. Replaced pipe on backup structure 270 on the BV.
 - c. Installed new 24" turnout on the Central adjacent to Adobe Rd.
 - d. Replaced 42-inch pipe crossing on the Central below the lake.
 - e. Installed new 24" turnout on the on south bank of 20-Foot Ditch, east of Wible Rd.
 - f. Installed 36" flood control box on Rim Ditch at the Notch.
 - g. Installed 36" flood control box on Rim Ditch at Hwy 99.
 - h. Repaired turnout #99 on Kern Island. Add mortar seal where pipe joint separated.
 - i. Repaired staff gauge on Kern Island Weir #626.
 - j. Built and Installed new rails on gate #232 on Sec 5 Ditch of the Central.
 - k. Repaired screen on Turnout #94 on Kern Island.
 - l. Dredged Kern Island from Hwy. 99 north to McKee Rd with long reach excavator
 - m. Dredged Kern Island third section down from Bear Mtn. Blvd. with backhoes.
2. **Shop.** The following jobs were completed during the month;
 - a. Normal service and repairs on District vehicles and equipment.
 - b. Took truck #216 and #325 in for a smog check; both passed.
 - c. Replaced front window on truck #216.
 - d. Replaced fuel pump and fuel line on Genie lift, equipment #405.
 - e. Replaced fuel cell solenoid on truck #325.
 - f. Replaced back window in truck #331 due to accident.
 - g. Full service on backhoe #404.
 - h. Full service on backhoe #402.
3. **District Wells.**
 - a. Monthly service and inspection of all District wells, clean well pads as needed.
4. **Motor Grader # 403** The following canals were sloped, and roads graded;
 - a. Sloped 18 North and South.
 - b. Sloped 13 Ditch.
 - c. Sloped Central Canal road and outer bank on lined section and by traveling screens.
5. **Backhoe # 402** The following jobs were completed this month;
 - a. Assist with pipe replacement on the BV structure #270.
6. **Backhoe # 404** The following jobs were completed this month;
 - a. Dredge Kern Island below Bear Mtn.
 - b. Assist with turnout installation on the Central along Adobe Rd.
 - c. Assist with box installation at the Notch on Rim Ditch.
 - d. Assist with box installation in the flood ditch at the Rim Ditch and Hwy 99.

7. **Backhoe # 408** The following jobs were completed this month;
 - a. Install dam on Eastside Canal for concrete liner project at DiGiorgio.
 - b. Dredge Kern Island below Bear Mtn.
 - c. Installed turnout box and pipe on the 20-Foot Ditch.
 - d. Removed trash and debris from the Central and Kern Island Canals.
8. **Weed Spraying.** The following canals were sprayed during the month;
 - a. Sprayed pre-emergent on 18 North and South and 13 Ditch.
 - b. Sprayed pre-emergent on Central at traveling screens and lined sections.
 - c. Sprayed pre-emergent on Branch 1 at Smoke Tree trailer park.
 - d. Started spraying entrance gates on the Kern Island.
9. **Aquatic Treatments.** Treatments including surface spraying for algae mats and injection treatments for control of algae or vascular aquatic weeds;
 - a. No aquatic treatments this month.
10. **Rodent Control**
 - a. Filled bait stations throughout the District.
11. **Trash Removal.**
 - a. Clean trash racks throughout the KI, Stine, and BV system.
 - b. Cleaned Kern Island Canal from head to Hwy 99.
 - c. Cleaned Central Canal from head to traveling screen.
12. **Fence Repairs.** Fences and Gates were repaired at the following locations;
 - a. Branch 1 Canal - at Berkshire Road (two times).
 - b. Eastside Canal – at DiGiorgio Basins.
13. **Safety Meetings.** Weekly tailgate safety topics were;
 - a. Driving in the Fog/Rain- Tips and safety measures for driving in the fog or rain include slow down, use low beams, keep windows clear, follow the right edge of the road, avoid cruise control, always use caution, stay focused, check your brakes, plan ahead and know when to stop.
 - b. It's not a Big Deal Until it is- Address hazards in the workplace, stay vigilant, report issues immediately, participate in safety training and encourage open communication.
 - c. Organizing Your Work Area- Complacency is a big factor in why our work area is not changed for the better, poorly organized work areas can cause trips and falls, sprain/strain hazards, overhead hazards, and risk to property.
14. **Water Banking Activities.** The following jobs were completed during the month;
 - a. Fence repair DiGiorgio Basins.
15. **Pending Projects**
 - a. Shop Modifications Project; Expected to begin in January 2026

16. Future Projects

- a. Get quotes for well repairs;
 - a. FR-1 and ST-1 - perform pump tests
 - b. KI-8 - troubleshoot soft start issue
 - c. KB-1 - troubleshoot VFD issue
- b. Traveling Screens at DiGiorgio Weir – Concrete liner work is expected to be done in late January 2026. The PG&E power request has been submitted and fees paid. The screens are expected to be installed in late 2026 or early 2027, provided that PG&E power is available at that time.
- c. Head of Stine Trash Rack in City Corp Yard - Extend the screen structure upstream for better access and safer cleaning. The City of Bakersfield is modifying the electrified fence layout in the area and providing a design for a stainless-steel screen extension.



Project No.	Tract	Developer/Owner	Facility	Location	Engineer/Contractor	Status	Project Description
1	7405	Balfanz	Central Branch	North of Planz	Porter & Associates, Inc.	A	Fencing, PG&E Pole Relocation
2	N/A	KDWD	Sunset Basins	Sunset Basins	Zeiders Consulting	A	Pump installation/testing.
3	6880	Lennar	Branch II Canal	West of Gosford Road	McIntosh & Associates	A	Swale and storm drain inlet boxes remain.
4	N/A	Crimson	20-ft	Intersection of Smith Judd & 20-ft	Anacapa	A	Permit Complete.
5	N/A	Crimson	Farmers Canal	Ashe Road	Anacapa	A	Pending plan review
6	N/A	KDWD	Eatside Canal	North of Di Giorgio	UCI (concrete)	A	Install traveling water screens and line portion of canal.
7	N/A	BCSD	Eastside Canal	34th Street	Porter & Associates, Inc.	P	Fencing/block wall along western right-of-way on Eastside Canal.
8	N/A	Ripple Fiber	15 Ditch	Stine Road	Ridgeline Telecom	P	Install fiber crossing.
9	N/A	Zarch	Central Branch	Adobe Road	Landmark Irrigation	P	Connect to new turnout
10	N/A	Caballero	Eastside Canal	South of Panama Ln	-	P	Install bridge crossing on Eastside Canal
11	N/A	Caltrans	Multiple	Multiple	Caltrans	P	Culvert extensions of multiple District canals along Taft Highway.
12	N/A	East Niles	Eastside Canal	Shirley Lane	AECOM	P	Install discharge into canal.
13	N/A	Bakersfield Play Center	Eastside Canal	Kentucky Street	TBD	P	Install block wall
14	N/A	City of Bakersfield	Hersfield Pipeline	North of McKee		P	Traffic light relocation
15	N/A	Five Rivers Investment	Stine Canal	SE Corner of Panma Ln and Gosford		P	Comercial project
16	N/A	KDWD	Kern Island Canal	North of Hwy 178	TBD	P	Replace/modify trash screen.
17	N/A	KDWD	Kern Island Canal	South of Berkshire	TBD	P	Replace weir 03-00-601 steel.
18	N/A	KDWD	Stine Canal	City Corp Yard	TBD	P	Modify trash screen.
19	N/A	FBT Trucking	15 Ditch	North of Pacheco	-	P	Access agreement; canal crossing
20	N/A	Grow Schools	East Branch Canal	Casa Loma		P	Future School site at end of Casa Loma
21	N/A	HP LLC	Multiple	Multiple	HP LLC	P	Fiber line crossing, two locations.
22	N/A	KDWD	Old River Basins	Old River Basins	Zeiders Consulting	P	New recovery well.
23	N/A	Panama BVUSD	Randall Ditch	East of Stine Road	Michael Dhaneens Arch.	P	Proposed development within canal right-of-way
24	N/A	PG&E	Kern Island Canal	34th Street	PG&E	P	Install underground electric power lines.
25	N/A	PG&E	Central Branch	Ming Avenue	PG&E	P	Waiting on plans.
26	N/A	PG&E	Kern Island Canal	Belle Terrace	PG&E	P	Install gas pipeline underneath canal.
27	N/A	PG&E	Farmers Canal	Old River Road	PG&E	P	Plans reviewed. Waiting on insurance and permit fee.
28	N/A	PG&E	Central Branch	Panama Lane	PG&E	P	Requesting easement for existing pole line, north of Panama Lane
29	6410	S&S Homes	Burnes Ditch	North of Taft Hwy	McIntosh & Associates	P	Taft Highway culvert extension and new culvert at future City street.
30	N/A	Samco	Branch One Canal	Wible and Harris	Landmark	P	CUA, Plan review
31	N/A	Unknown	Kern Island Canal	22nd Street	QK	P	Storm drain discharge. Waiting on plans.
32	7136	Deertrail/D.R. Horton	Stine Canal	North of McCutchen	McIntosh & Associates	C	Canal realignment.
33	N/A	Pilot Truck Stop	Branch One Canal	Taft Highway	LAV//Pinnacle	C	Canal realignment and pipeline.
34	N/A	MPS Construction Mgm	Kern Island Canal	South of Hosking Ave	Dewalt	C	Southerly box culvert extension.
35	7136	Deertrail/D.R. Horton	Stine Canal	North of McCutchen	CVPE	C	Install fiber crossing.
36	N/A	Panama BVUSD	Randall Ditch	Stine Road	PG&E	C	Gas pipeline.
37	N/A	AEWSD	FFP/Eastside Canal	Eastside Canal	Provost & Pritchard	C	Overhead power and modifications to intertie.
38	N/A	Bidart Dairy	14 Ditch	Head of 14 Ditch	Bakersfield W&P	C	Overhead power installation.
39	N/A	Panama BVUSD	Randall Ditch	Stine Road	A-C Electric	C	Install underground electric power line.
40	N/A	City of Bakersfield	Kern Island Canal	North of Berkshire		C	Sidwalk issue/concerns

A-Active, in Construction
P - Pending
C - Complete

Tab V



KERN DELTA WATER DISTRICT

January 16, 2026

	<i>1/16/2026</i>	<i>Last Year</i>
KERN RIVER 3 DAY MEAN INFLOW	848 CFS	360 CFS
KERN RIVER MEAN OUTFLOW	862 CFS	370 CFS
ISABELLA RESERVOIR STORAGE	206,263 ACFT	154,785 ACFT
REQUESTED OUTFLOW	860 CFS	360 CFS

Estimated: (CFS)

<i>KDWD DAILY DIVERTED: (JANUARY 16, 2026)</i>	<i>@HEAD</i>	<i>STATE</i>	<i>XCHNG</i>	<i>BANKING</i>
KERN ISLAND	148	0	0	0
EASTSIDE	0	0	0	0
BUENA VISTA -LEVEE	102	0	0	0
STINE	96	0	0	0
OTHER - ID4 & River Channel	111	0	0	0
K.I. / A.E. Exchange Gate	0	0	0	0
STINE / A.E. Exchange Gate	0	0	0	0
EASTSIDE / A.E. Intertie	0	0	0	0
Total CFS	457	0	0	0

Estimated: (Acre Feet)

<i>DIVERTED (DECEMBER 2025)</i>	<i>UTILITY</i>	<i>STATE</i>	<i>PURCHASE</i>	<i>BANKING</i>
KERN ISLAND	1,847	0	0	0
EASTSIDE	0	0	0	0
C.O.B. Misc.	0	0	0	0
BUENA VISTA	305	0	0	0
STINE	12	0	0	0
FARMERS	208	0	0	0
SOUTH FORK	0	0	0	0
West Side State Sale	0	0	0	0
MONTHLY TOTAL	2,372	0	0	0
YEAR TO DECEMBER 31, 2025	211,734 ACFT	12,259	0	0

Year to December 31, 2025 Utility - State - Banking 223,993 ACFT

<i>ACFT. STORAGE BALANCE AS OF:</i>	<i>12/31/2025</i>	<i>Estimate 1/16/2026</i>	<i>Max Storage</i>
KERN ISLAND	2,363	2,363	2,500
BUENA VISTA	1,119	1,464	1,500
STINE	1,418	1,426	1,500
FARMERS	1,282	1,302	1,500
STATE (24) Carryover	0	0	N/A
STATE (25) Contract	5,995	5,995	N/A
RRBWSO STORAGE	18,805	18,805	N/A
PIONEER PROJECT STORAGE (ODC)	24,972 (100,523)	24,972 (100,523)	N/A
TOTAL ACFT.	55,954	56,327	

K.D.W.D. CLIMATOLOGICAL OBSERVATION:

<u>39</u>	MINIMUM TEMPERATURE	<u>33</u>
<u>72</u>	MAXIMUM TEMPERATURE	<u>74</u>
<u>44</u>	PRESENT TEMPERATURE	<u>37</u>
<u>0.00</u>	PRECIPITATION - 24 HR. DAY	<u>0.00</u>
<u>0.67</u>	PRECIPITATION - MONTH	<u>1.57</u>
Seasonal <u>5.73</u>	YEAR TO DATE PRECIP.	<u>7.54</u> Seasonal

ISABELLA CLIMATOLOGICAL OBSERVATION:ISABELLA RESEVOIR:

LAKE ELEVATION (FT.)	2,566.12	DECEMBER AC. FT. INFLOW	32,553
STORAGE ACFT.	206,263	DECEMBER AC. FT. OUTFLOW	21,384
GROSS STORAGE CAPACITY	568,075	ACCUMULATIVE ACFT. INFLOW (25-26)	81,993
% OF CAPACITY	36%	ACCUMULATIVE ACFT. OUTFLOW	101,660
SEASONAL STORAGE CAPACITY	170,000	% OF SEASONAL CAPACITY	121%

Summary of Utility Water Diverted Year to Date: 12/31/2025

	Utility	North Kern	Other Exchanges
January	10,889	0	0
February	9,611	0	0
March	16,294	0	0
April	19,006	2,000	0
May	26,801	541*	0
June	36,831	0	0
July	39,245	0	0
August	20,675	0	0
September	11,933	0	0
October	9,461	0	0
November	8,616	0	0
December	2,372	0	0
Total	211,734	2,541*	0

Summary of Other Water Diverted Year to Date: 12/31/2025

	State	Purchase	3rd Party Banking
January	0	0	0
February	0	0	0
March	34	0	0
April	71	0	0
May	1,208	0	0
June	3,416	0	0
July	3,300	0	0
August	4,230	0	0
September	0	0	0
October	0	0	0
November	0	0	0
December	0	0	0
Total	12,259	0	0

*2,459 acre-feet that was previously delivered in 2018 was applied against this year's delivery.

Water owed to K.D.W.D as of: 12/31/2025

B.V.W.S.D. 2024 State Carryover*:	5,504
2025 State Contract: Table A	12,750

Summary of Total State Water Used Year to Date: 12/31/2025

	(OWED)	(USED)
2024 Contract	0	5,504
2025 Contract	5,995	6,755
Total	5,995	12,259

Quantities in acft. TOTAL 18,254

Net Owed to KDWD TOTAL 18,254

Maximum Annual State Carryover Balance: 6,000 acre feet

DISTRICT BANKING OPERATIONS

Friday, January 16, 2026

KERN ISLAND PROJECTS

Branch 1:	50.0	CFS
Kern Island Met:	-	CFS
Other:	-	CFS
Total:	50.0	CFS

BUENA VISTA PROJECTS

BV North Basins:	55.0	CFS
Buena Vista I5:	18.0	CFS
Other:	-	CFS
Total:	73.0	CFS

FARMERS PROJECTS

Romero:	55.0	CFS
Stonefield:	5.0	CFS
Church:	-	CFS
Other:	-	CFS
Total:	60.0	CFS

EASTSIDE PROJECTS

Digiorgio:	-	CFS
Sunset:	-	CFS*
Other:	-	CFS
Total:	-	CFS

STINE PROJECTS

Old River:	20.0	CFS
Bladder & Triangles:	10.0	CFS
Other:	-	CFS
Total:	30.0	CFS

BANKING SUPPLIES

KDWD Utility:	213.00	CFS
AEWSD Project:	-	CFS*
Other:	-	CFS
Total In District:	213.0	CFS

Estimated: (Acre Feet)

<u>DIVERTED FOR BANKING (DECEMBER 2025)</u>	<u>UTILITY</u>	<u>STATE</u>	<u>PURCHASE</u>	<u>3RD PARTY</u>	<u>OPERATIONAL</u>
				<u>BANKING</u>	<u>RECHARGE</u>
KERN ISLAND	232	0	0	0	102
EASTSIDE	0	0	0	0	0
BUENA VISTA	0	0	0	0	38
STINE	576	0	0	0	648
FARMERS	604	0	0	0	128
MONTHLY TOTAL	1,412	0	0	0	916
YEAR TO DECEMBER 31, 2025	9,641 ACFT	0	0	0	80,546
Year to December 31, 2025 All Supplies		90,187 ACFT			

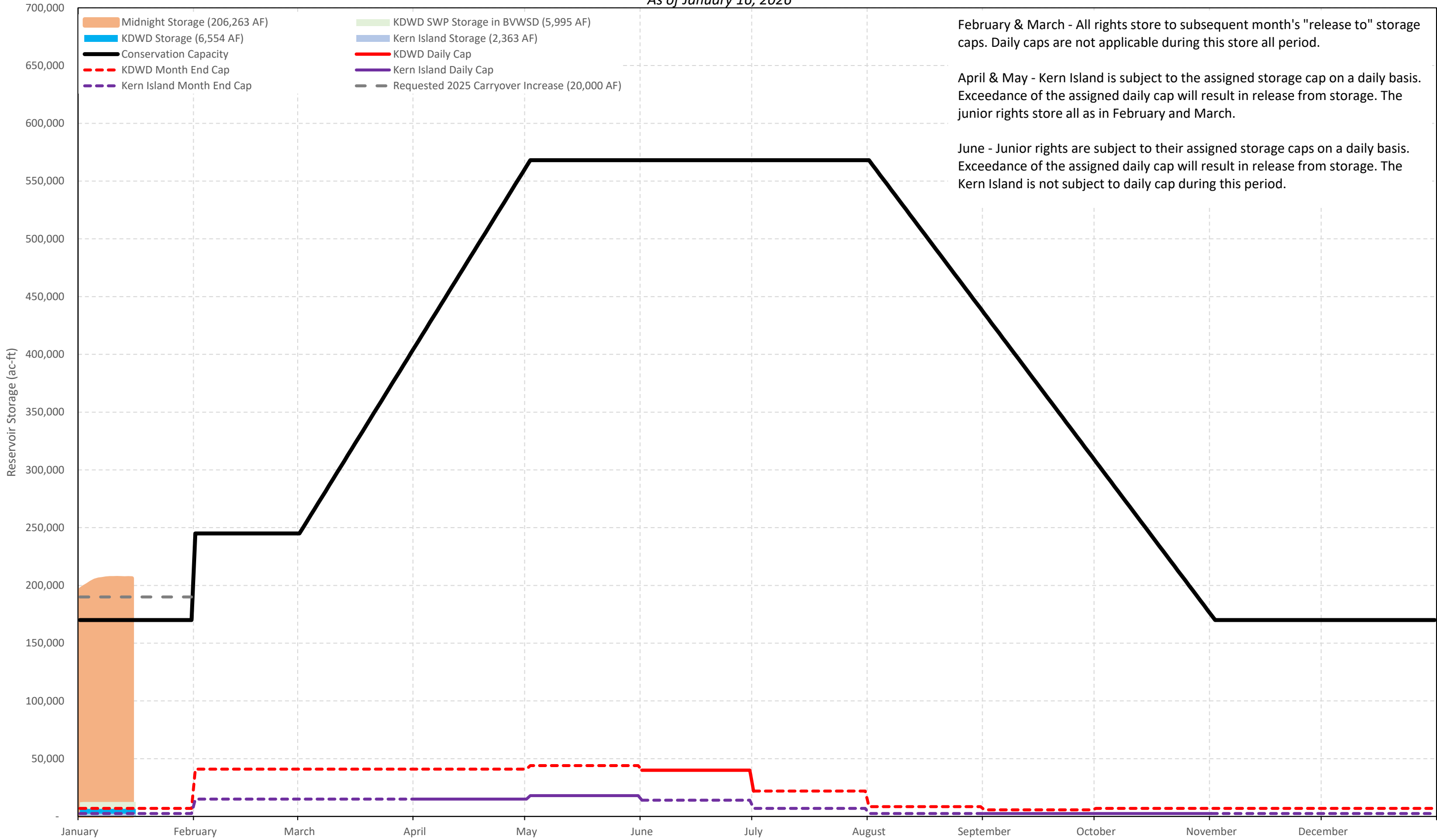
Summary of Spreading Year to Date: 12/31/2025

	<u>Utility</u>	<u>State</u>	<u>Purchase</u>	<u>3 Pty Bk</u>	<u>Op. Re.</u>
January	1,850	0	0	0	4,371
February	810	0	0	0	5,277
March	3,031	0	0	0	6,579
April	1,728	0	0	0	6,534
May	294	0	0	0	10,641
June	0	0	0	0	12,706
July	0	0	0	0	12,882
August	0	0	0	0	7,739
September	0	0	0	0	4,228
October	516	0	0	0	4,874
November	0	0	0	0	3,799
December	1,412	0	0	0	916
Total	9,641	0	0	0	80,546

Facility Flow Rate Quick Reference

<u>PROJECT</u>	<u>Fill (CFS)</u>	<u>Operational (CFS)</u>		<u>Acreage</u>
		<u>Summer</u>	<u>Winter</u>	
Kern Island Met:	60	25	20	175
Branch 1:	18	18	5	75
Digiorgio:	30	15	10	70
Sunset:	TBD	TBD	TBD	140
BV North:	65	55	20	240
Buena Vista I5:	40	25	15	65
Old River:	40	30	TBD	145
Bladder & Triangles:	30	20	10	40
Romero:	45	40	15	170
Stonefield:	25	15	10	80
Church:	4	1	1	5
Total	357	244	106	1205

Midnight Lake Isabella Storage and Pool Restrictions
As of January 16, 2026




CURRENT RESERVOIR CONDITIONS



Isabella Lake Conditions

(as of Midnight - January 15, 2026)

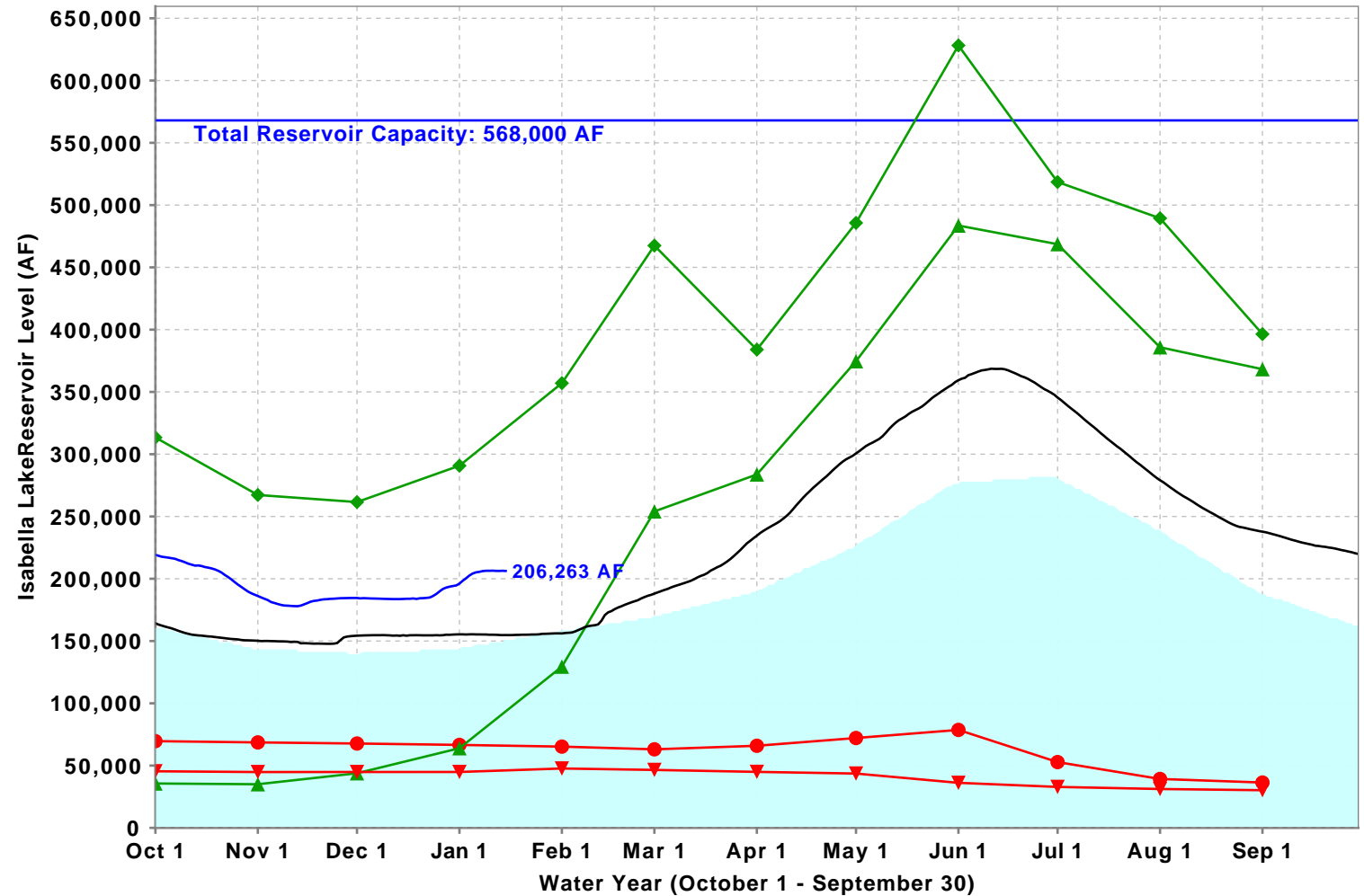


Current Level: 206,263 AF

36%
(Total Capacity)

138%
(Historical Avg.)

Isabella Lake Levels: Various Past Water Years and Current Water Year, Ending At Midnight January 15, 2026



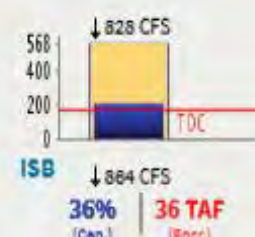
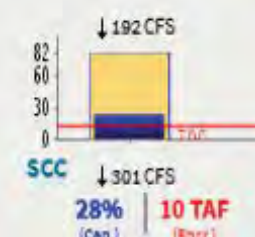
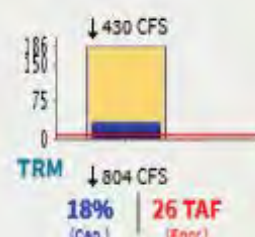
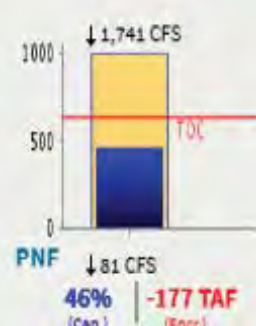

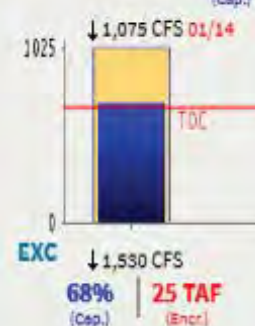
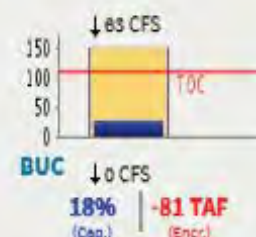
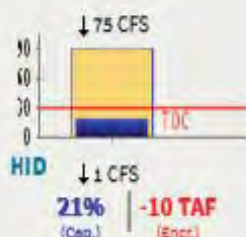

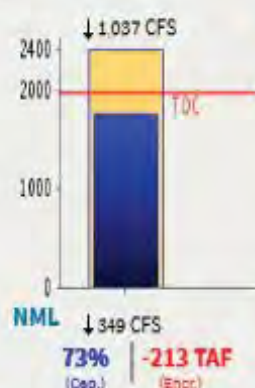
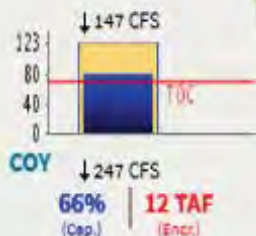
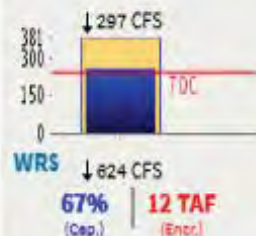
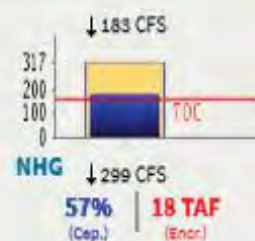

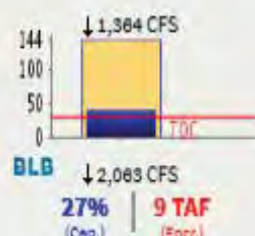

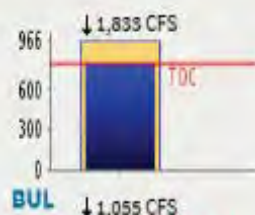
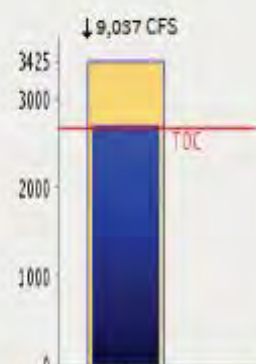

Historical Average Total Reservoir Capacity 1976-1977 1977-1978 1982-1983 (Wettest) 2024-2025
2014-2015 (Driest) Current: 2025-2026

TOP OF CONSERVATION CONDITIONS:

CENTRAL VALLEY AND RUSSIAN RIVER FLOOD CONTROL RESERVOIRS: 15-JAN-2026

Data as of Midnight: 15-Jan-2026

Change Date: 15-Jan-2026

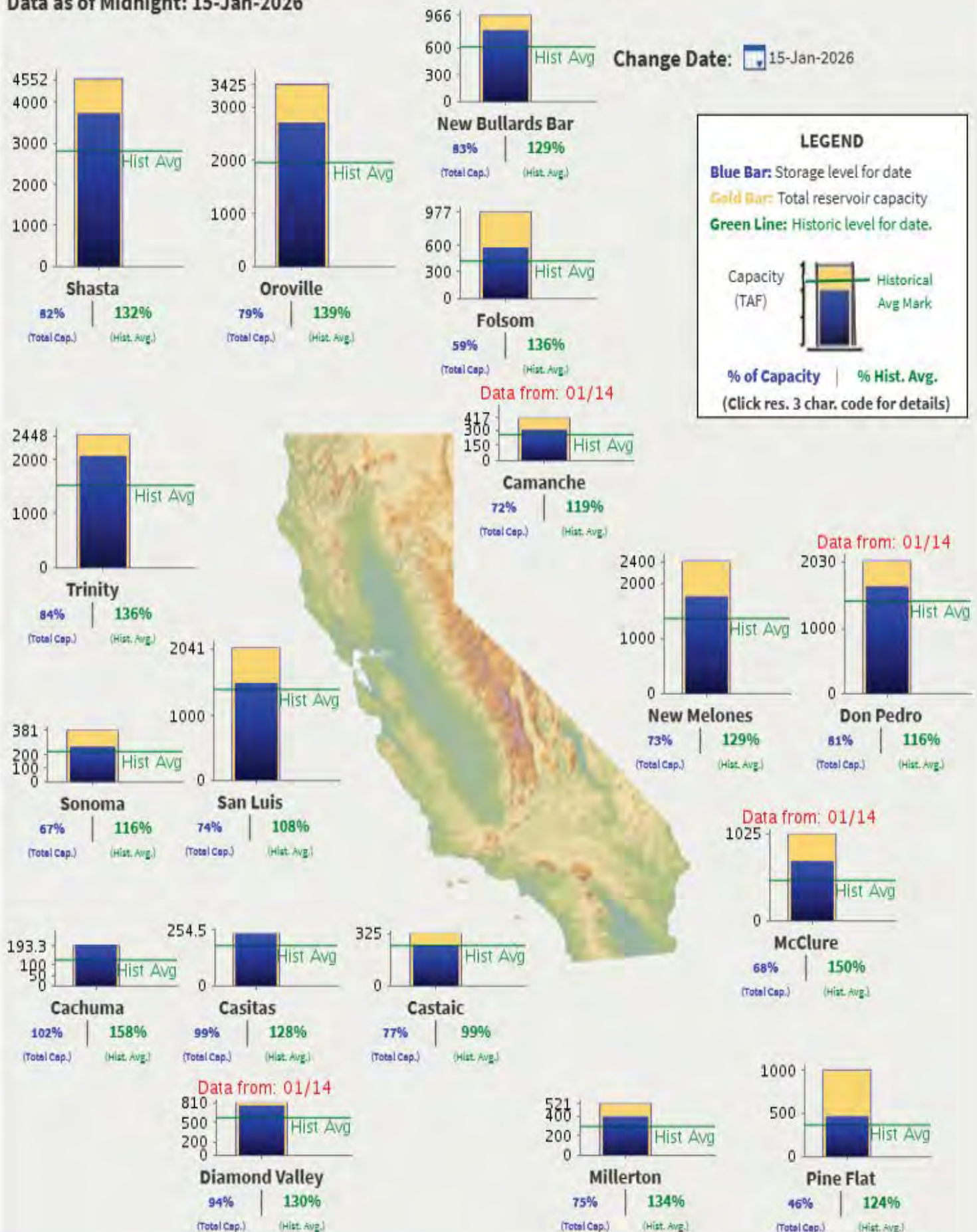


[Click to download printable version of current data.](#)

Report Generated: 16-Jan-2026 3:23 PM

CURRENT CONDITIONS: MAJOR WATER SUPPLY RESERVOIRS:15-JAN-2026

Data as of Midnight: 15-Jan-2026



[Click to download printable version of current data.](#)

Report Generated: 16-Jan-2026 3:22 PM

The CSI link has been disabled to zoom in, for the lack of historical data.

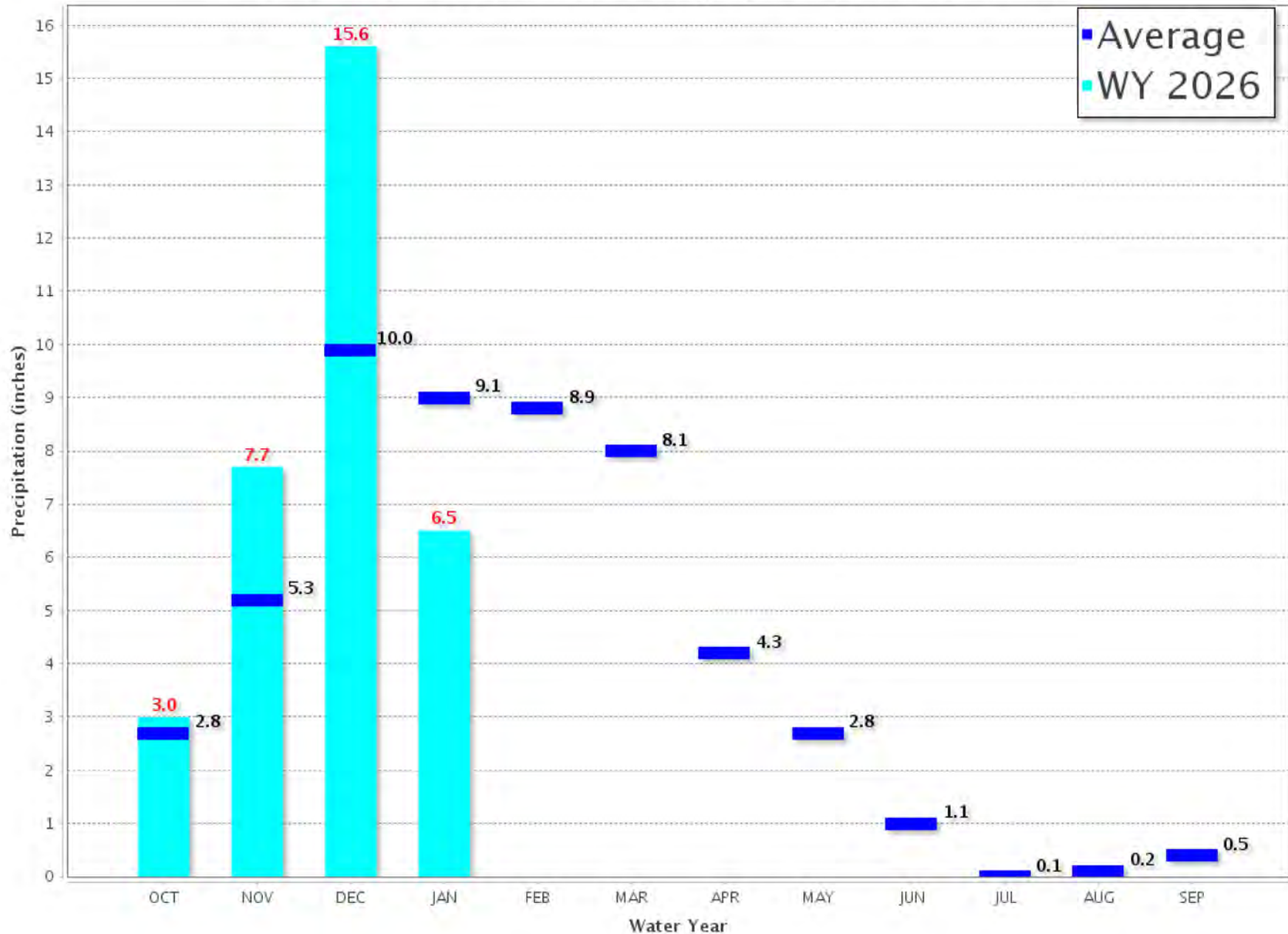


Northern Sierra 8-Station

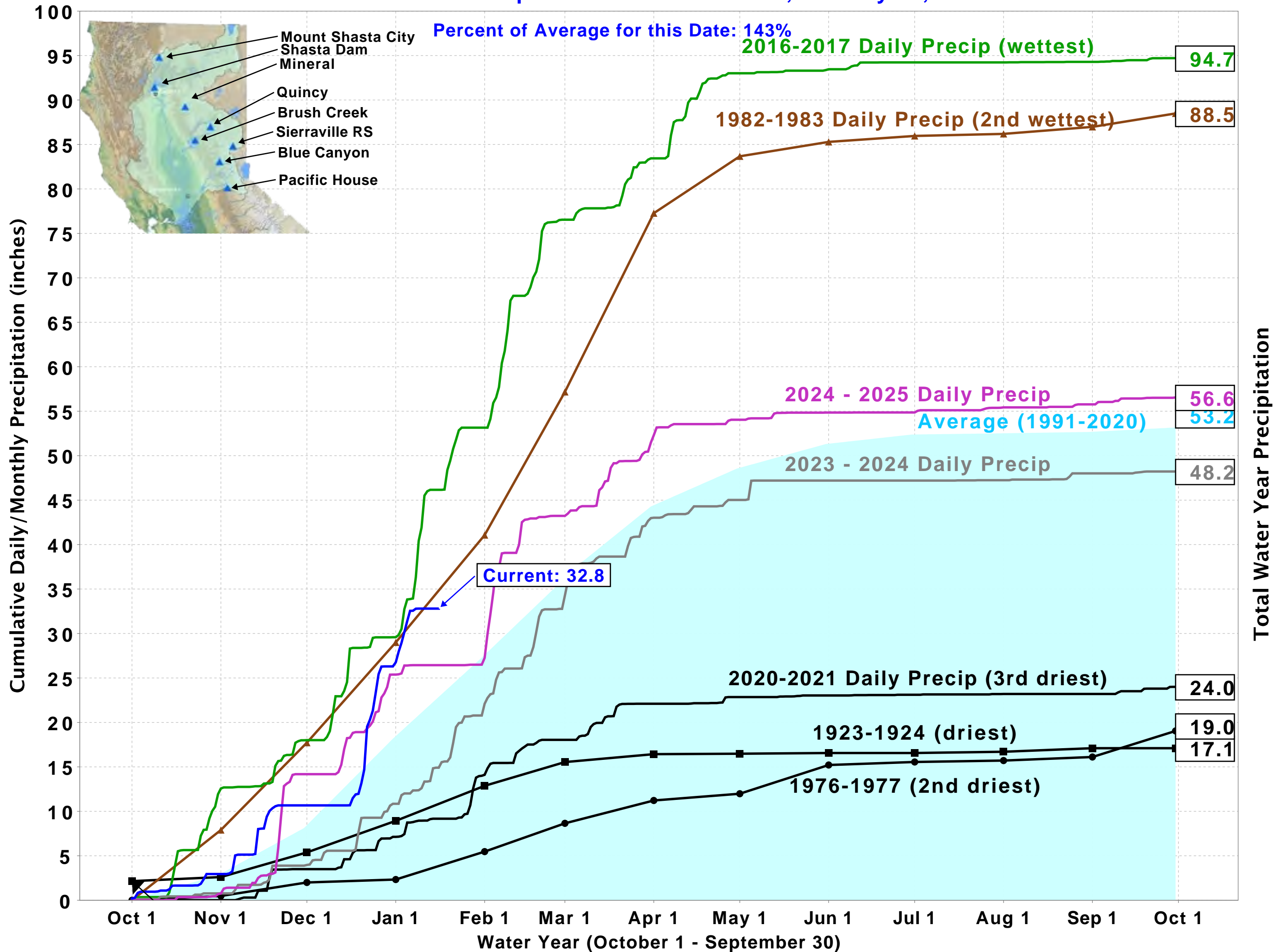
Precipitation Index for Water Year 2026 – Updated on January 16, 2026 02:48 PM

Note: Monthly totals may not add up to seasonal total because of rounding

Water Year Monthly totals are calculated based on Daily precipitation data from 12am to 12am PST



Northern Sierra Precipitation: 8-Station Index, January 16, 2026



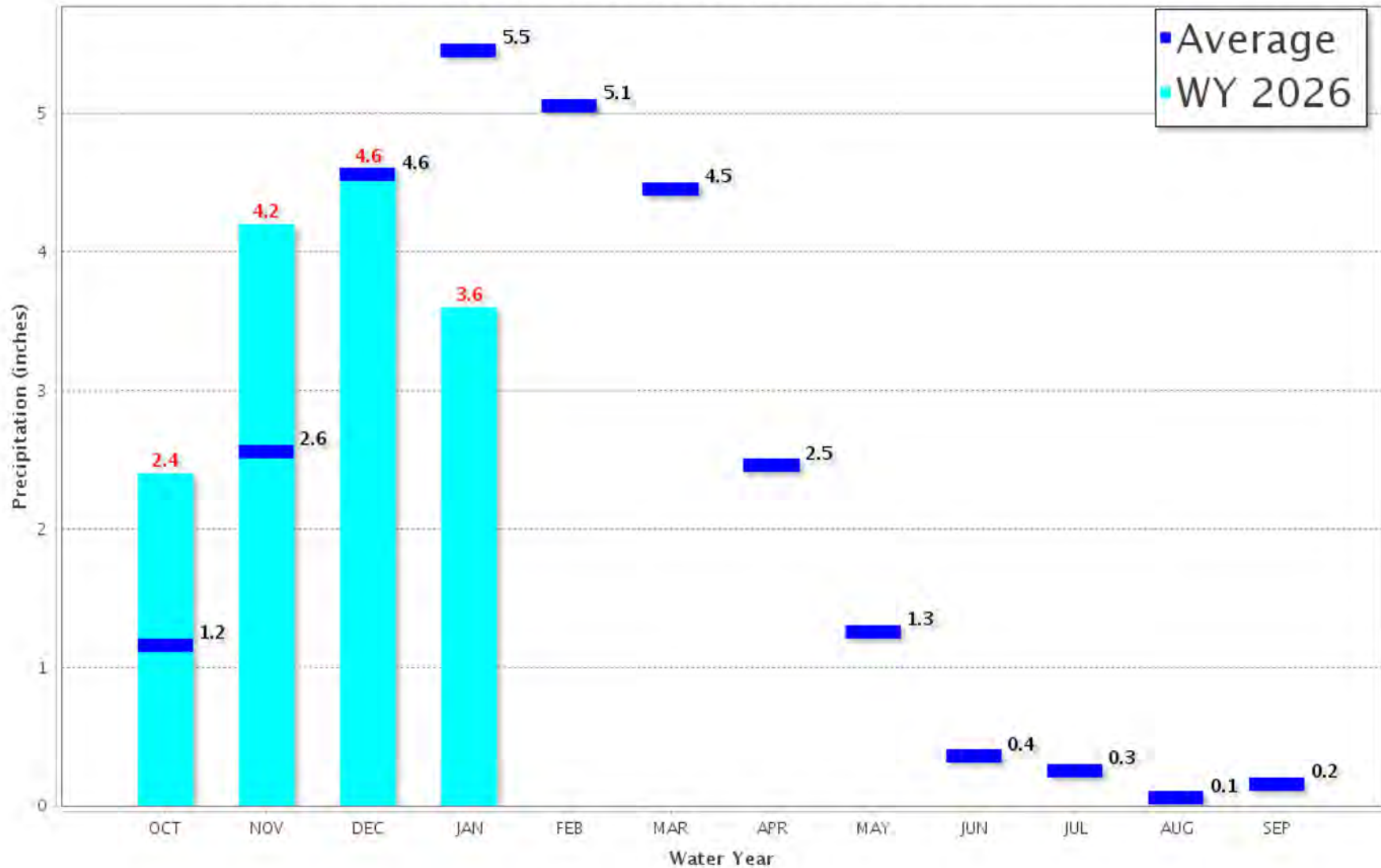


Tulare Basin 6-Station

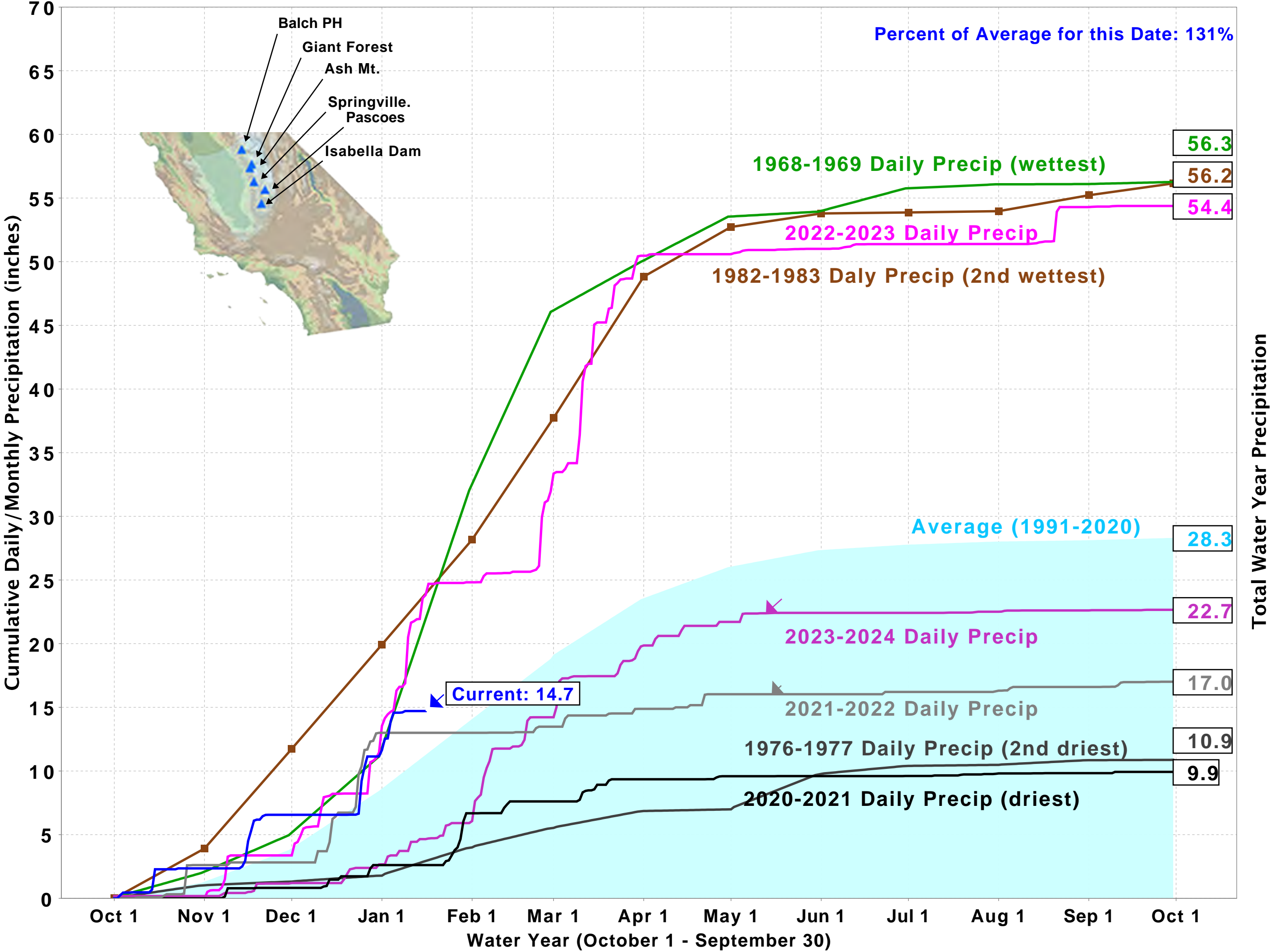
Precipitation Index for Water Year 2026 – Updated on January 16, 2026 02:48 PM

Note: Monthly totals may not add up to seasonal total because of rounding

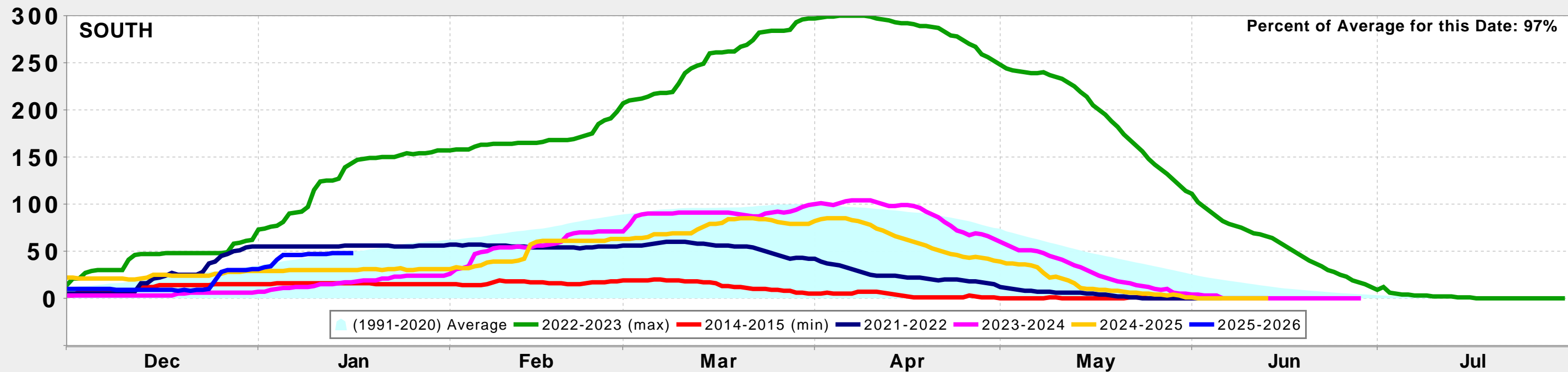
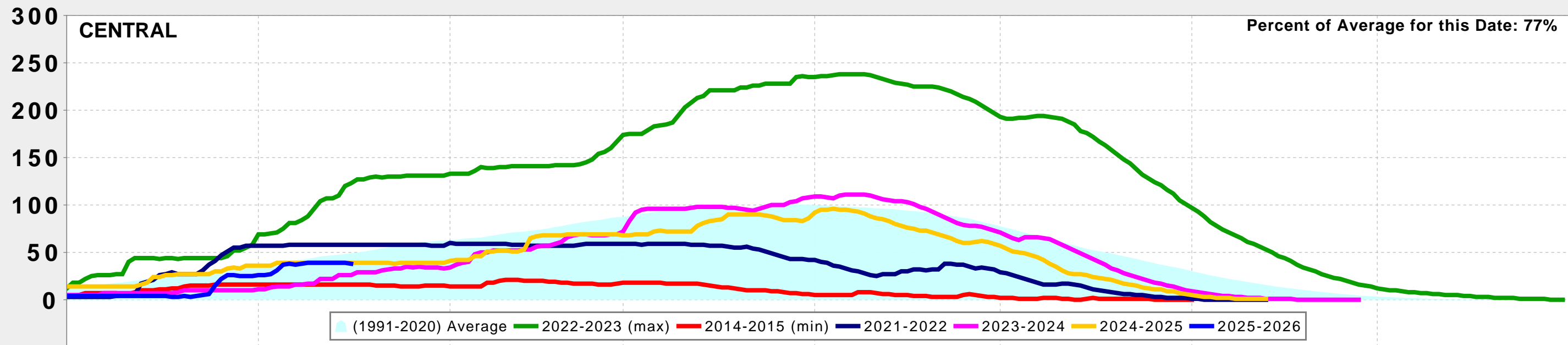
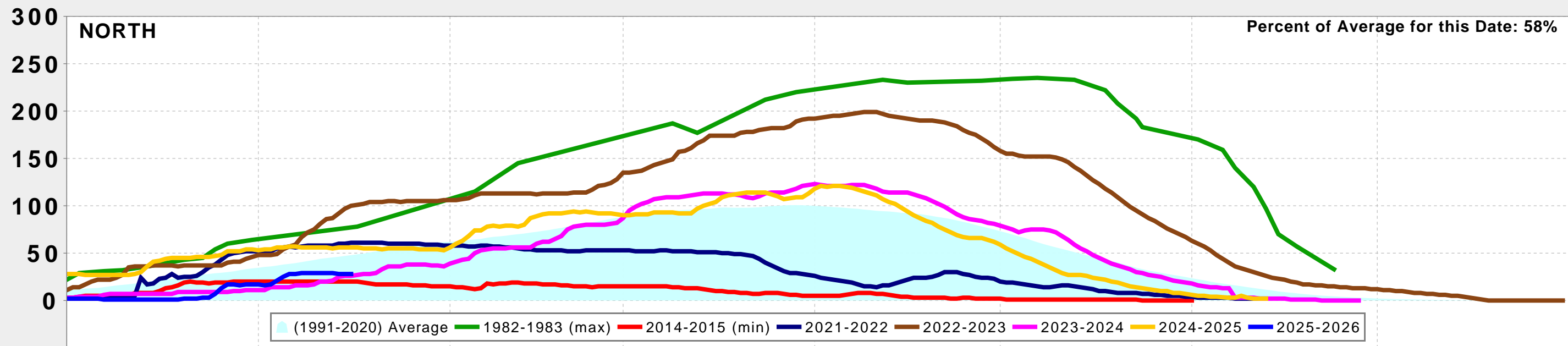
Water Year Monthly totals are calculated based on Daily precipitation data from 12am to 12am PST



Tulare Basin Precipitation: 6-Station Index, January 16, 2026



California Snow Water Content, January 16, 2026, Percent of April 1 Average



Statewide Percent of April 1: 37.0%

Statewide Percent of Average for Date: 76.0%



STATEWIDE SNOW WATER CONTENT

CURRENT REGIONAL SNOWPACK FROM AUTOMATED SNOW SENSORS

% of April 1 Average / % of Normal for This Date



NORTH

Data as of January 16, 2026

Number of Stations Reporting	33
Average snow water equivalent (Inches)	7.5
Percent of April 1 Average (%)	28
Percent of normal for this date (%)	58

CENTRAL

Data as of January 16, 2026

Number of Stations Reporting	54
Average snow water equivalent (Inches)	10.6
Percent of April 1 Average (%)	38
Percent of normal for this date (%)	77

SOUTH

Data as of January 16, 2026

Number of Stations Reporting	26
Average snow water equivalent (Inches)	11.8
Percent of April 1 Average (%)	48
Percent of normal for this date (%)	97

STATE

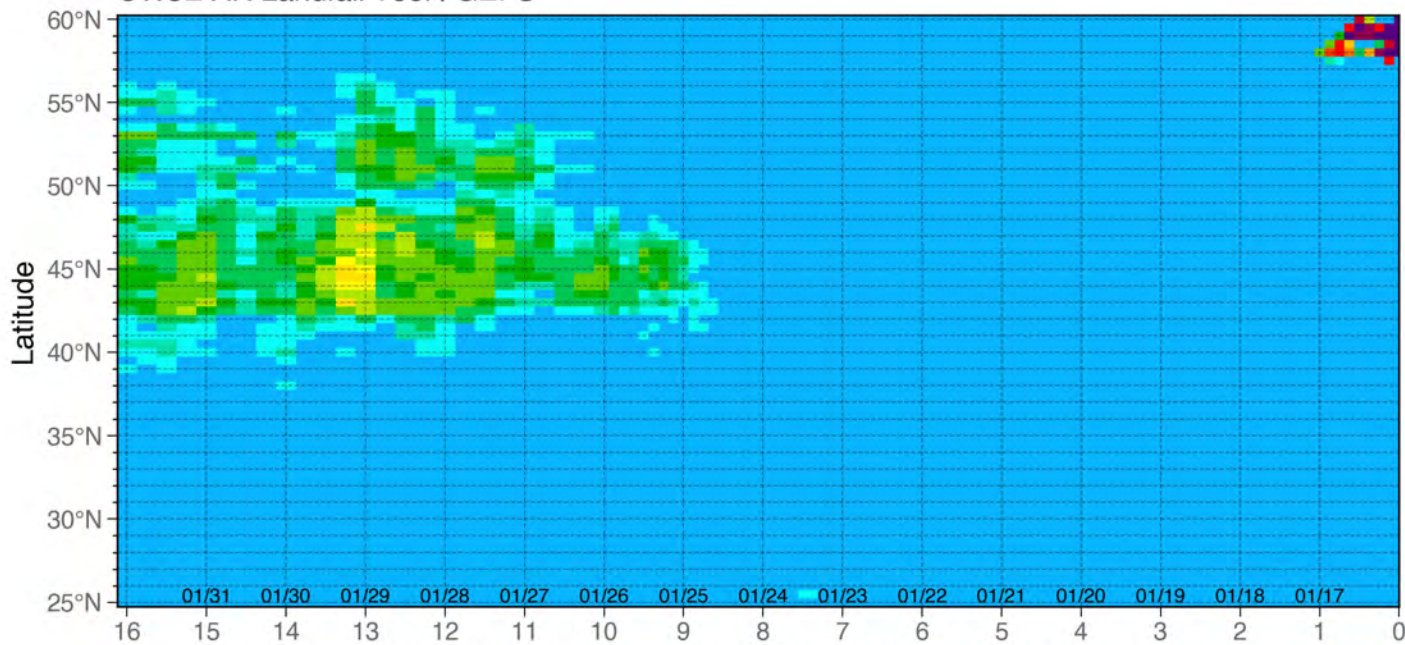
Data as of January 16, 2026

Number of Stations Reporting	113
Average snow water equivalent (Inches)	10.0
Percent of April 1 Average (%)	37
Percent of normal for this date (%)	76

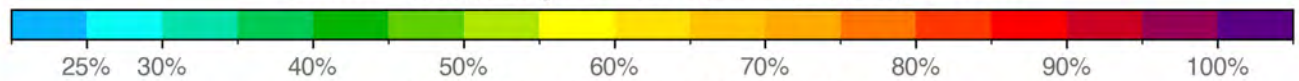
Statewide Average: 37% / 76%

Data as of January 16, 2026

CW3E AR Landfall Tool | GEFS



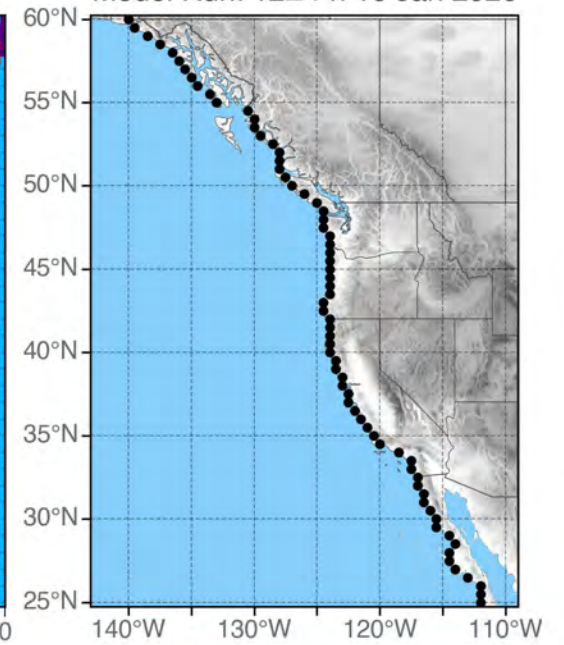
<----- Forecast Day from 12Z on Fri 16 Jan 2026 ----->



Probability of $IVT \geq 250 \text{ kg m}^{-1} \text{ s}^{-1}$

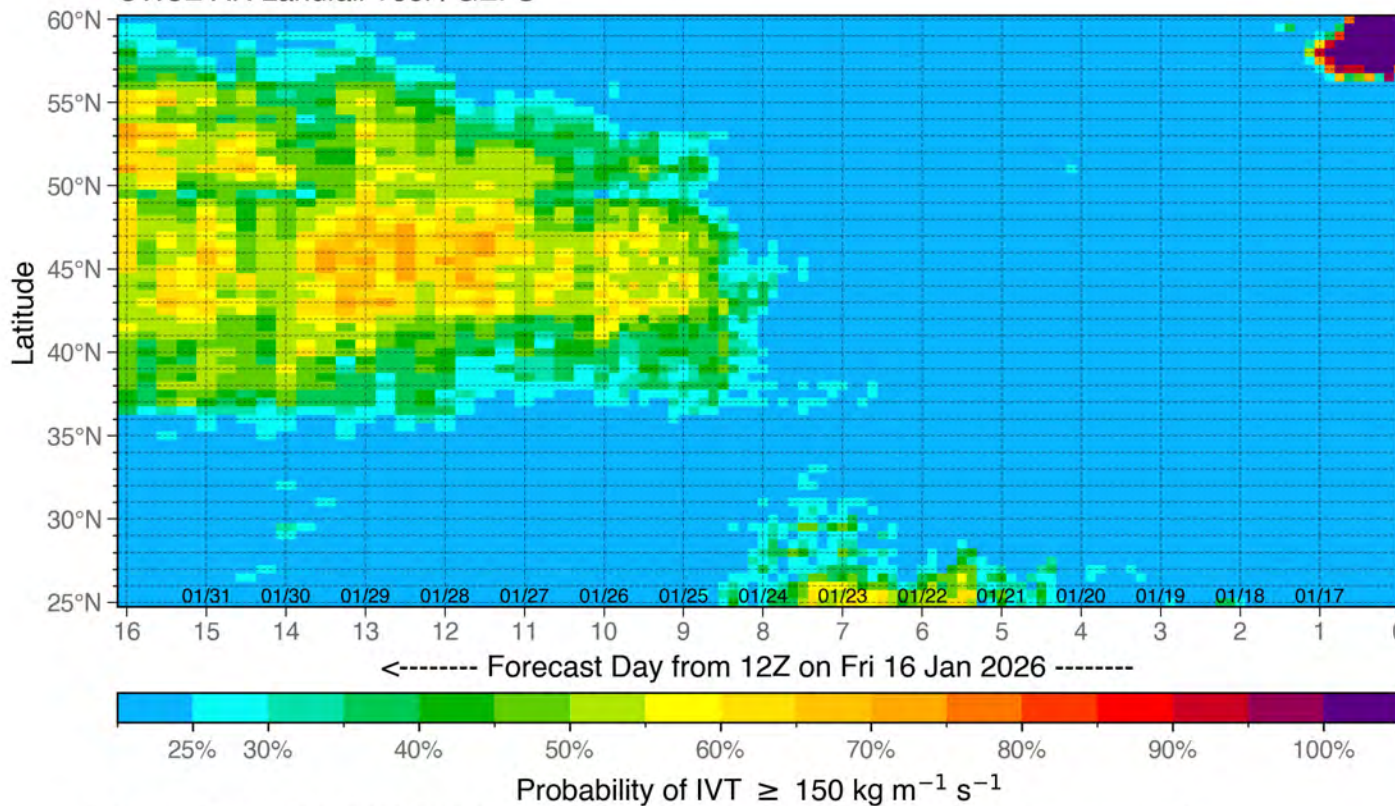
Forecasts support FIRO/CA-AR Program and NSF #2052972 | Intended for research purposes only

Model Run: 12Z Fri 16 Jan 2026



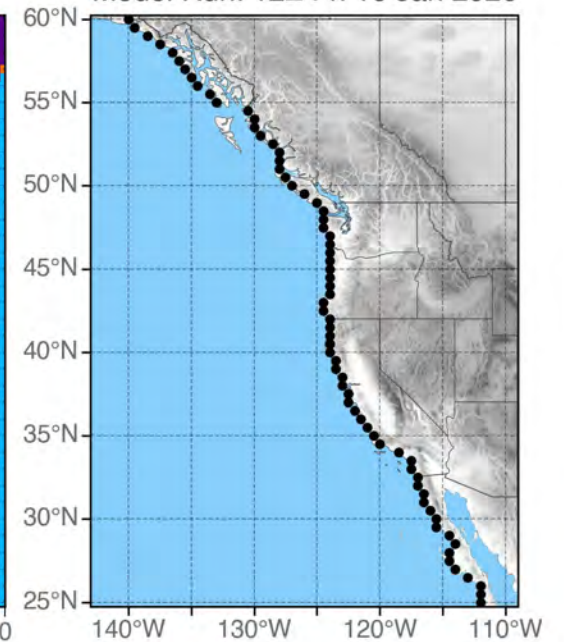
Center for Western Weather
and Water Extremes

CW3E AR Landfall Tool | GEFS



Forecasts support FIRO/CA-AR Program and NSF #2052972 | Intended for research purposes only

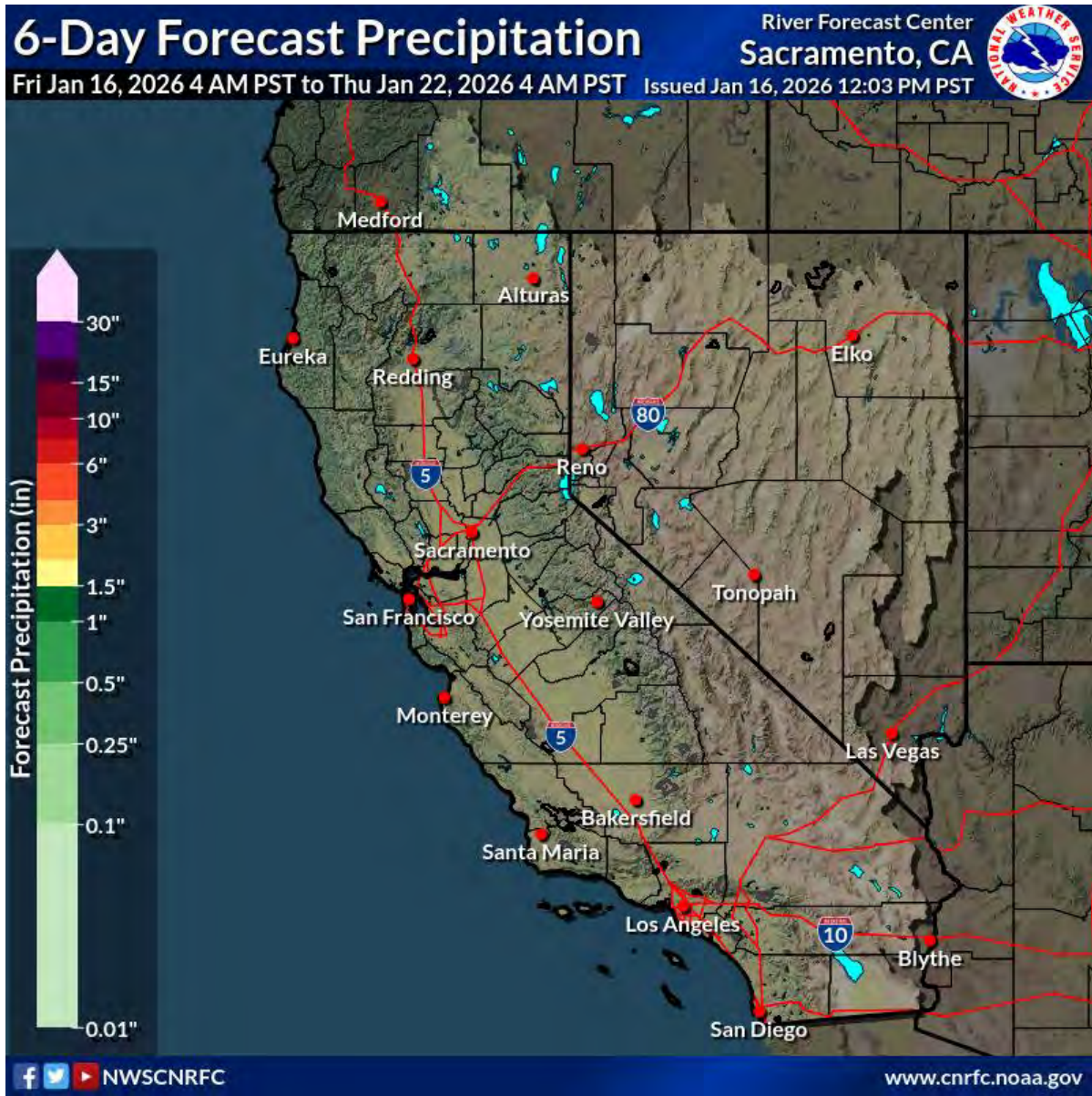
Model Run: 12Z Fri 16 Jan 2026





CNRFC Area Precipitation Forecast

Location: Time Period: [Map Legend](#) [Get Map](#)



Time Period QPF Image Matrix

Days 1 - 3				Days 4 - 6				Days 1 - 6			
Day 1				Day 2				Day 3			
4A - 10A	10A - 4P	4P - 10P	10P - 4A	4A - 10A	10A - 4P	4P - 10P	10P - 4A	4A - 10A	10A - 4P	4P - 10P	10P - 4A
Day 4				Day 5				Day 6			

Location QPF Image Matrix

CNRFC Area	Medford	Eureka	Sacramento	SF Bay Area	San Joaquin
Los Angeles	San Diego	Reno	Elko	Las Vegas	Phoenix

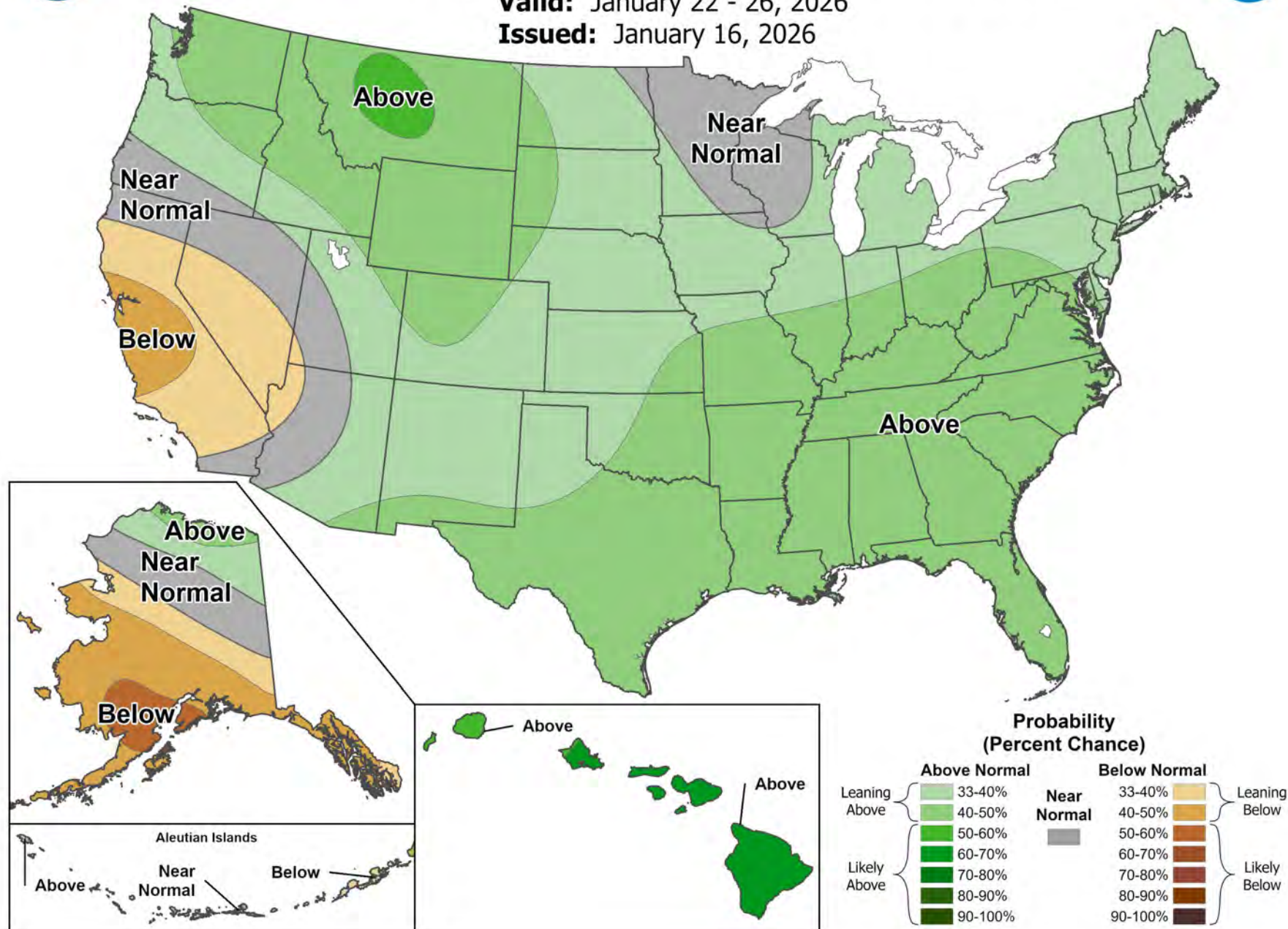


6-10 Day Precipitation Outlook



Valid: January 22 - 26, 2026

Issued: January 16, 2026



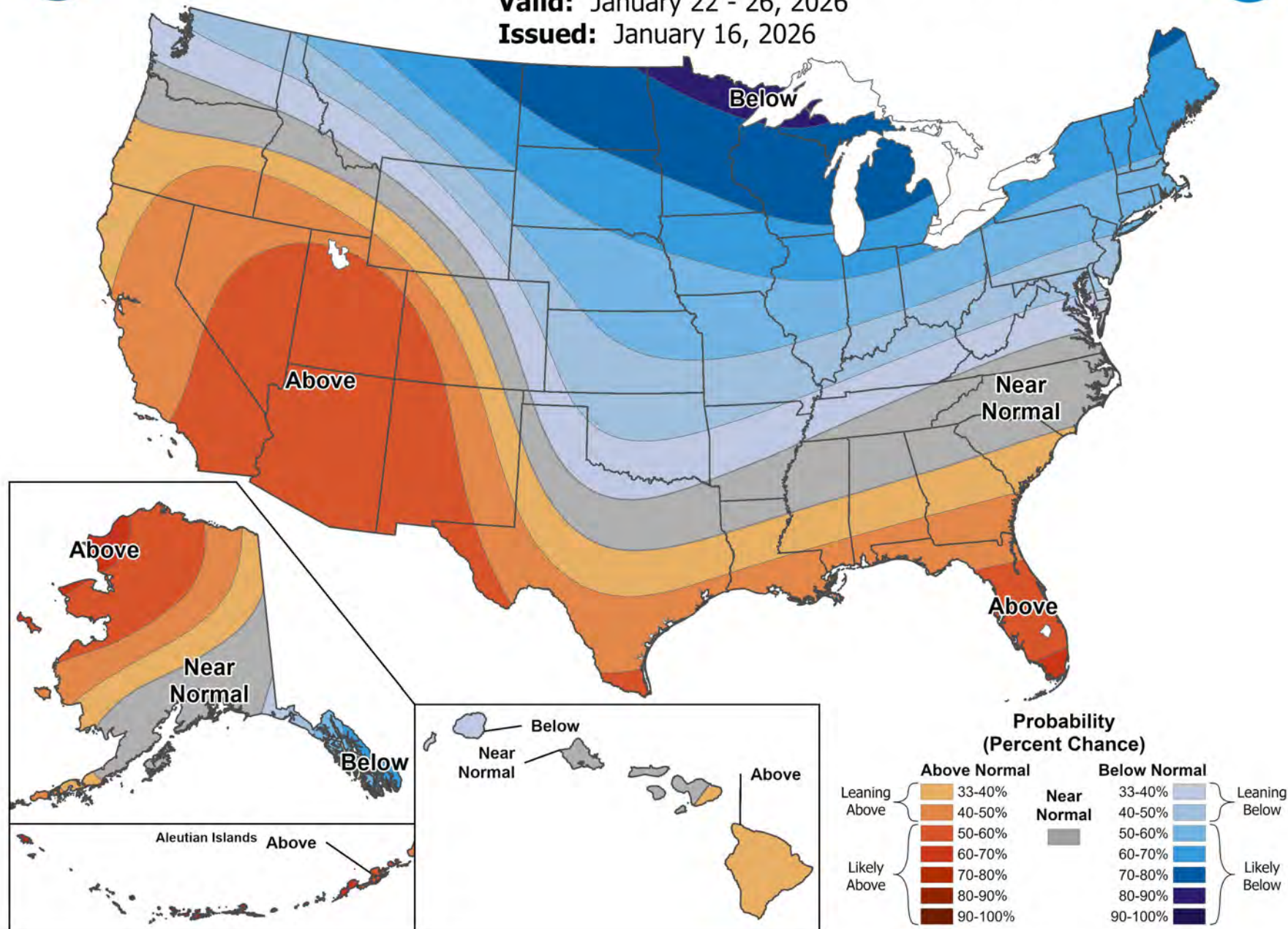


6-10 Day Temperature Outlook



Valid: January 22 - 26, 2026

Issued: January 16, 2026



KERN RIVER WATERMASTER

achianello@krwatermaster.org

To: Kern River Interests

January 8, 2026

From: Art Chianello
Kern River Watermaster

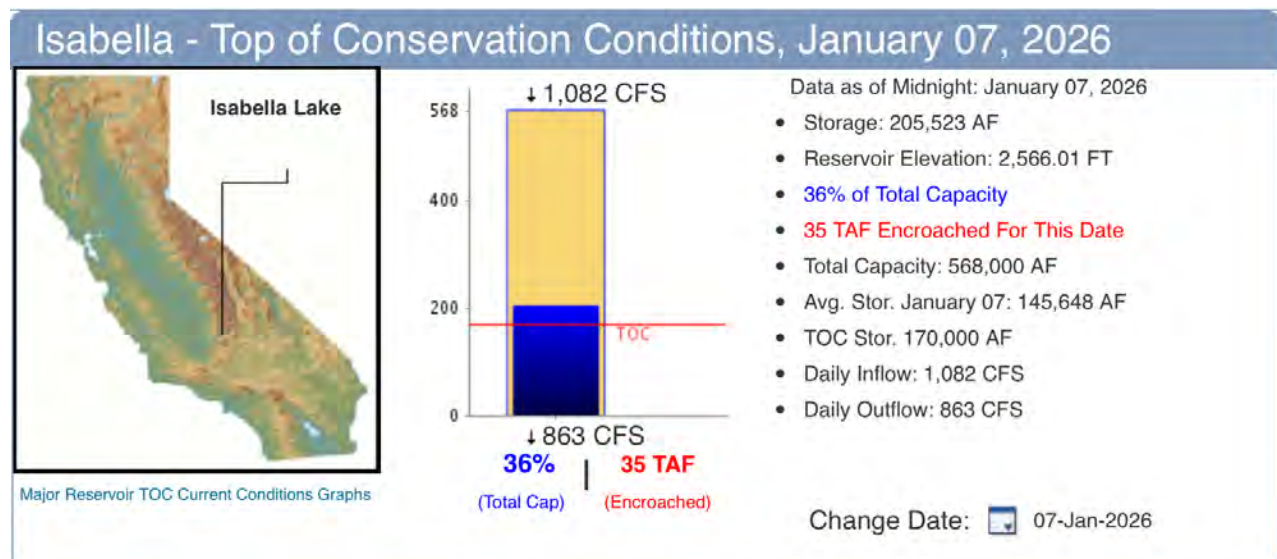
RE: Report of Recent Activities

Tulare Basin Precipitation - The southern third of the Central Valley is represented by CDEC's Tulare Basin 6-Station Index. As of January 8th, the accumulated year-to-date precipitation for Water Year 2026 is 148% of average.

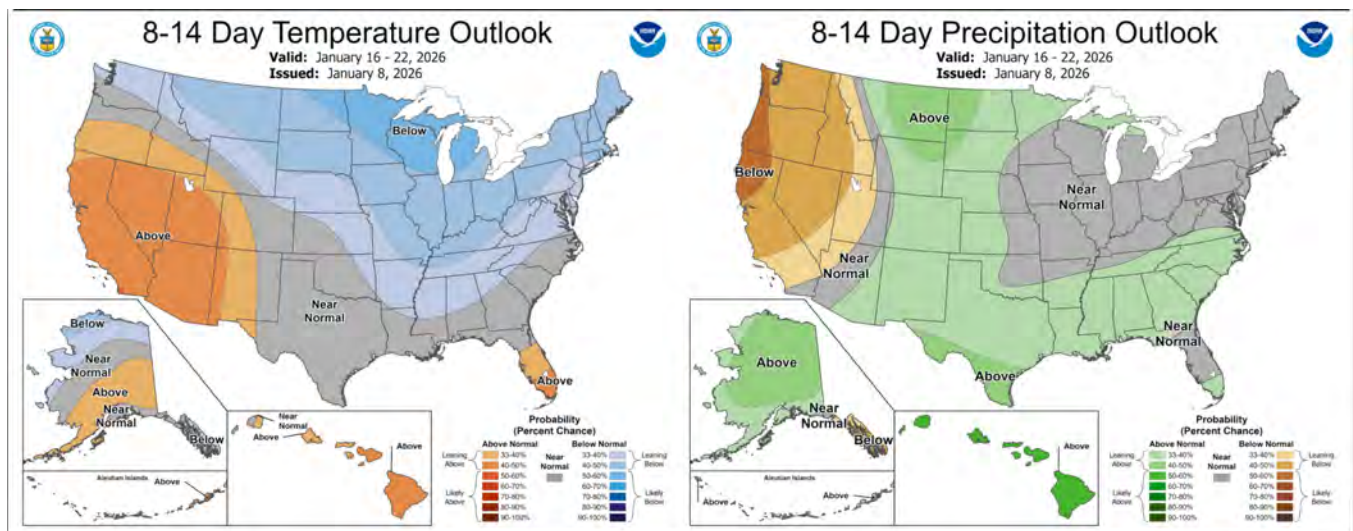
Early April-July Forecast - The CNRFC January 8th April-July forecast for the Kern is 91% of average.

Kern River Watershed Runoff - The Kern River's inflows into Isabella in percent of average for Water Year 2026 are, October 140%, November 143%, and December 119%.

Isabella Reservoir Storage - The storage at midnight on January 7th was 205,523 ac-ft. The average storage for this date is 145,648 ac-ft.



Short Term Forecast - The National Weather Service Climate Prediction Center for January 16-22, 2026 shows above-normal probability for temperature and below-normal probability for precipitation.

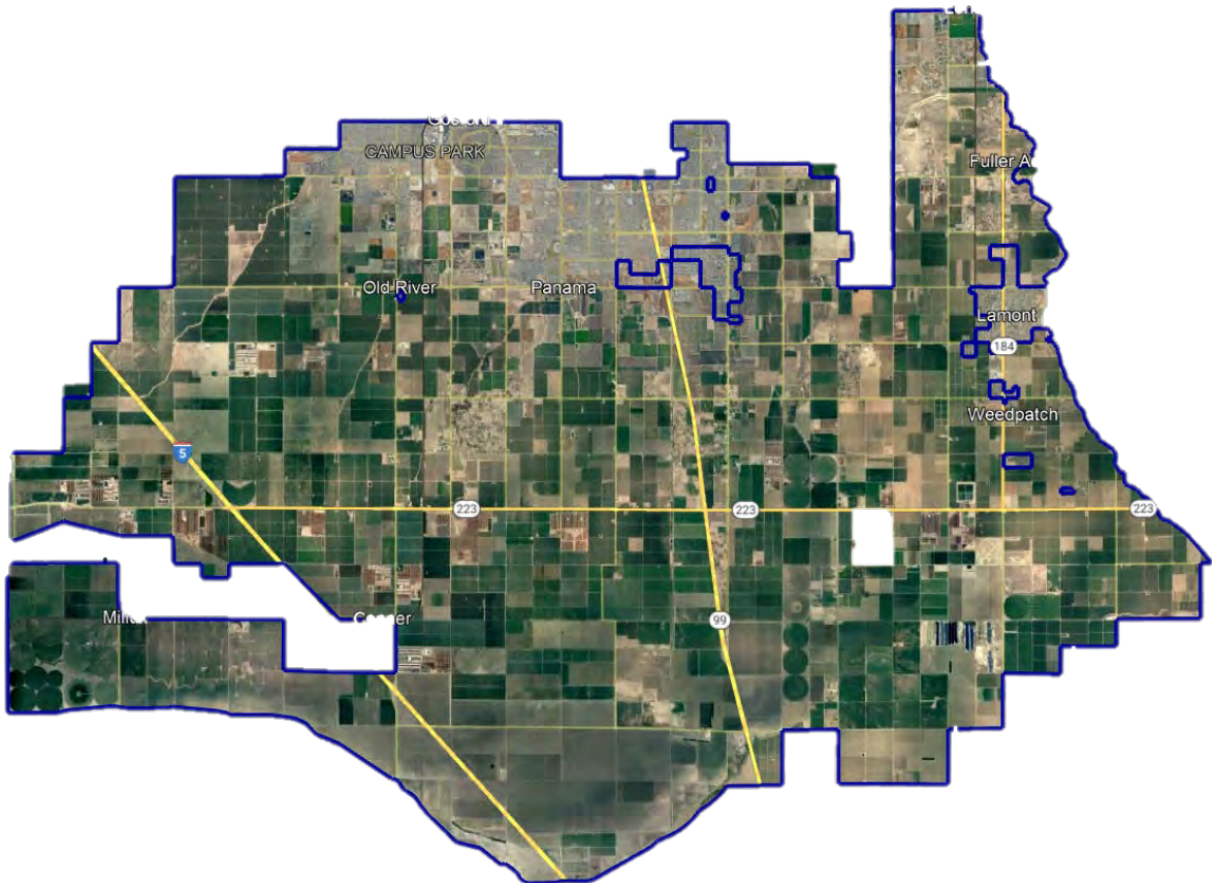


Army Corps Communications and Coordination - I continue to provide weekly reservoir storage operations updates to the Corps. Additional coordination occurred prior to the December 24-26 storm. An updated reservoir routing was provided to the Corps on January 5, 2026.

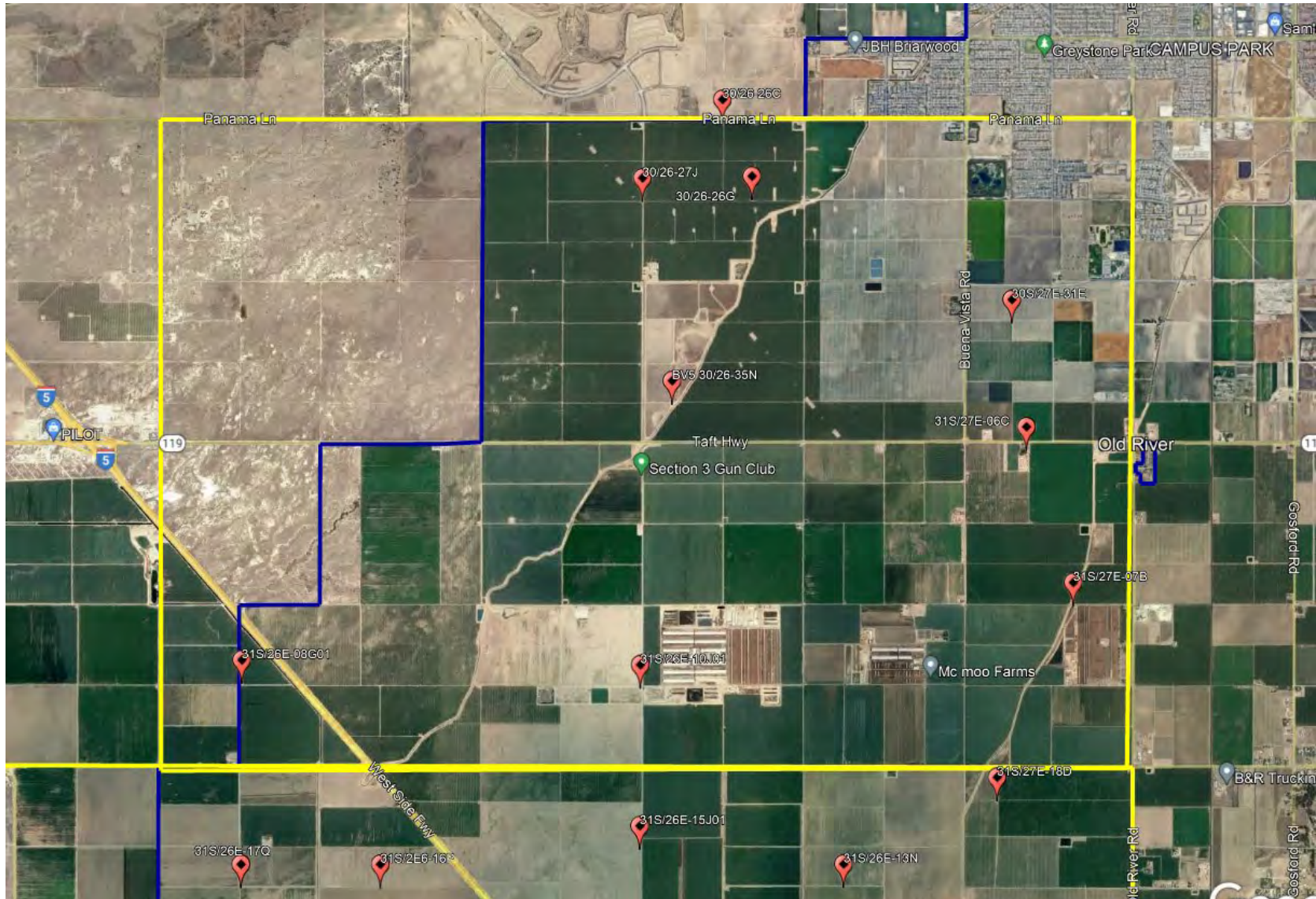
Record Keeping - I continue to coordinate with Central Records and review daily and monthly reports.



Monthly Groundwater Report



January 2026



		JAN 2022	JAN 2023	JAN 2024	JAN 2025	JAN 2026	FEB 2026	MAR 2026	APR 2026	MAY 2026	JUN 2026	JUL 2026	AUG 2026	SEP 2026	OCT 2026	NOV 2026	DEC 2026	MAXIMUM	MINIMUM	AVERAGE
Northwest Quadrant	30/26-26C	G	207	194	204	204												207	194	202
	30/26-26G	G	G	201	178	187												201	178	189
	30/26-27J	G	218	196	202	NR												218	196	205
	30/26-35N	185	217	184	180	174												217	174	188
	30/27-31E	224	228	209	209	207												228	207	215
	31/26-08G	200	NR	168	203	165												203	165	184
	31/26-10J	205	216	201	205	201												216	201	206
	31/27-06C	215	228	210	209	206												228	206	214
	31/27-07B	235	207	197	184	181												235	181	201
	MONTHLY AVG	211	217	196	197	191														
	MAXIMUM DEPTH TO WATER NW (running average for all data last 5 years)																		235	
	MINIMUM DEPTH TO WATER NW (running average for all data last 5 years)																		165	
	AVERAGE DEPTH TO WATER NW (running average for all data last 5 years)																		201	

G = gated well, unable to access

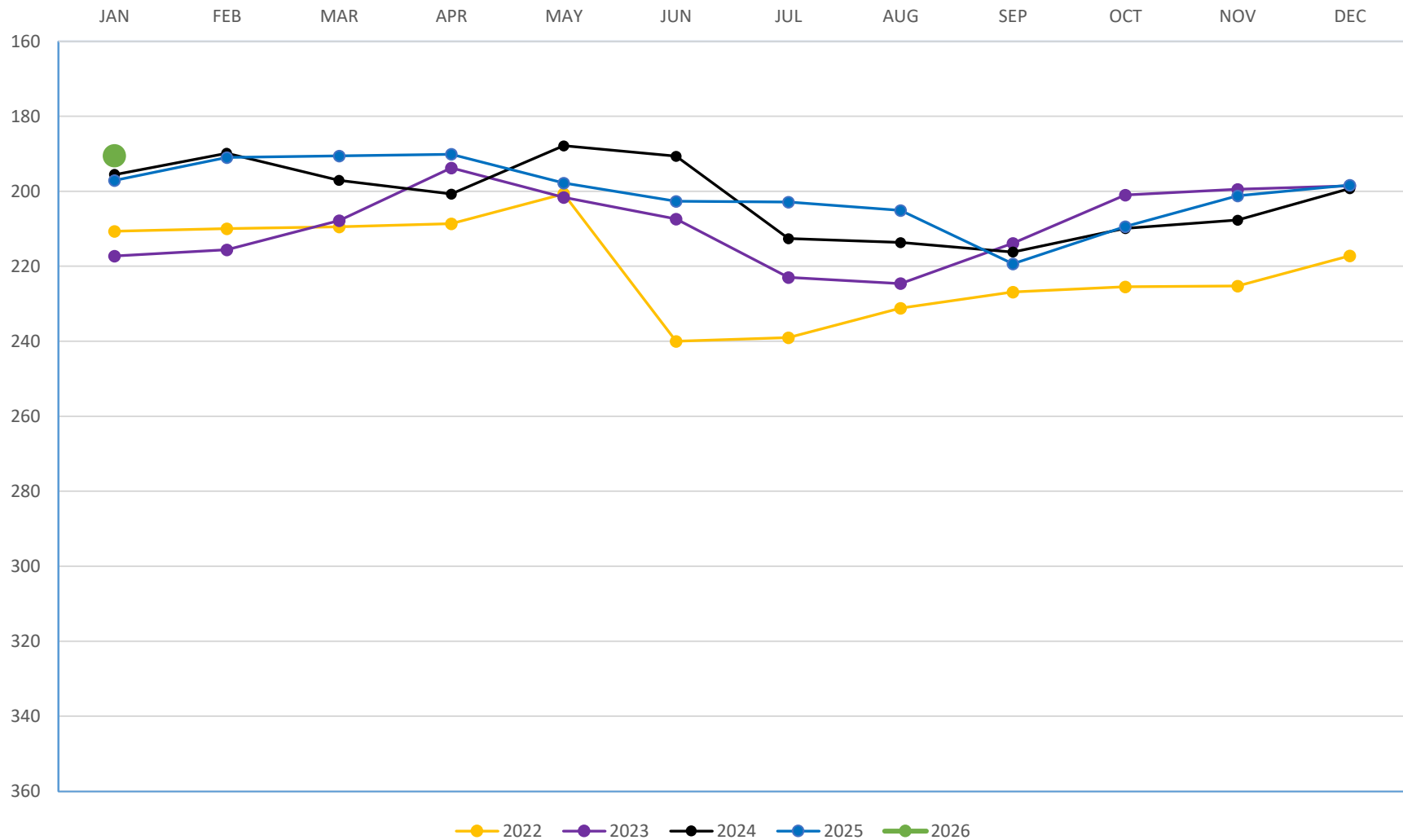
R = running well, no measurement taken

NR = temporary 'no reading', no measurement taken

yellow shading = inactive well

2026

NORTHWEST

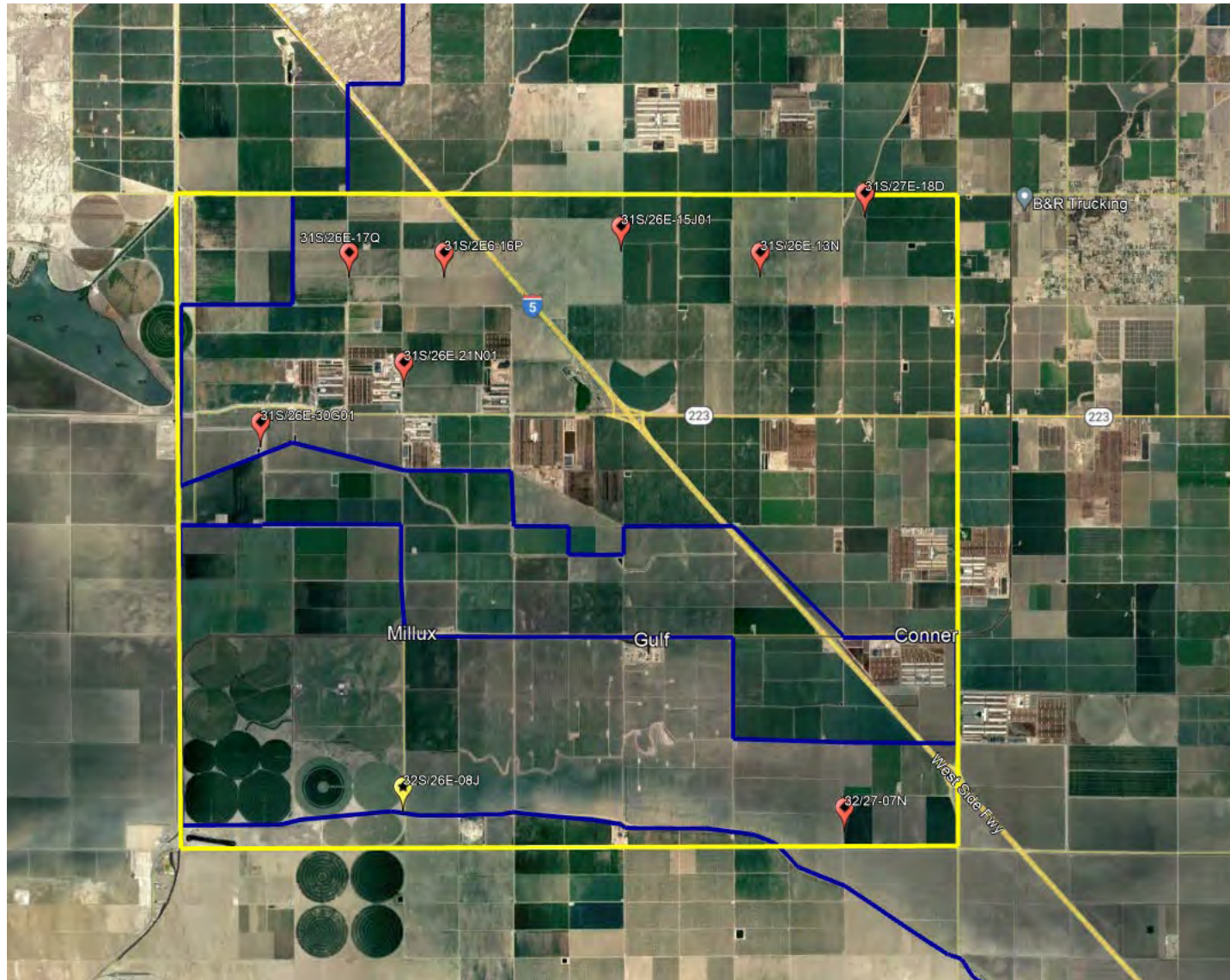


G = gated well, unable to access

R = running well, no measurement taken

NR = temporary 'no reading', no measurement taken

yellow shading = inactive well



		JAN 2022	JAN 2023	JAN 2024	JAN 2025	JAN 2026	FEB 2026	MAR 2026	APR 2026	MAY 2026	JUN 2026	JUL 2026	AUG 2026	SEP 2026	OCT 2026	NOV 2026	DEC 2026	MAXIMUM	MINIMUM	AVERAGE
Southwest Quadrant	31/26-13N	206	215	191	203	203												215	191	204
	31/26-15J	205	211	186	203	201												211	186	201
	31/26-16P	200	207	181	201	202												207	181	198
	31/26-17Q	202	NR	188	211	213												213	188	204
	31/26-21N	228	215	180	206	203												228	180	206
	31/26-30G	234	200	152	203	NR												234	152	197
	31/27-18D01	222	222	190	201	206												222	190	208
	32/26-08J	200	213	NR	200	206												213	200	205
	32/27-07N	201	NR	160	200	NR												201	160	187
	MONTHLY AVG	211	212	179	203	205														
	MAXIMUM DEPTH TO WATER SW (running average for all data last 5 years)																		234	
	MINIMUM DEPTH TO WATER SW (running average for all data last 5 years)																		152	
	AVERAGE DEPTH TO WATER SW (running average for all data last 5 years)																		202	

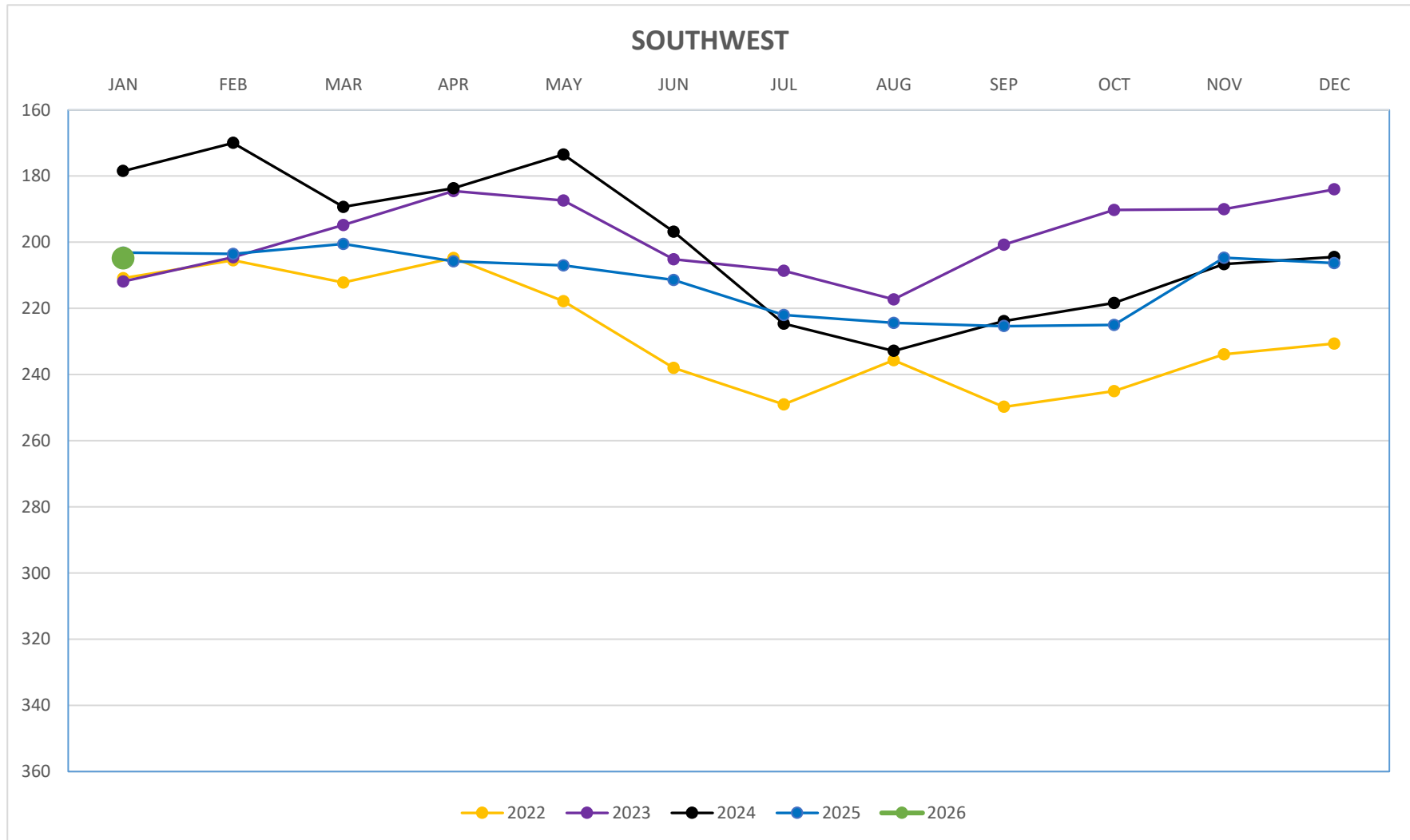
G = gated well, unable to access

R = running well, no measurement taken

NR = temporary 'no reading', no measurement taken

yellow shading = inactive well

2026

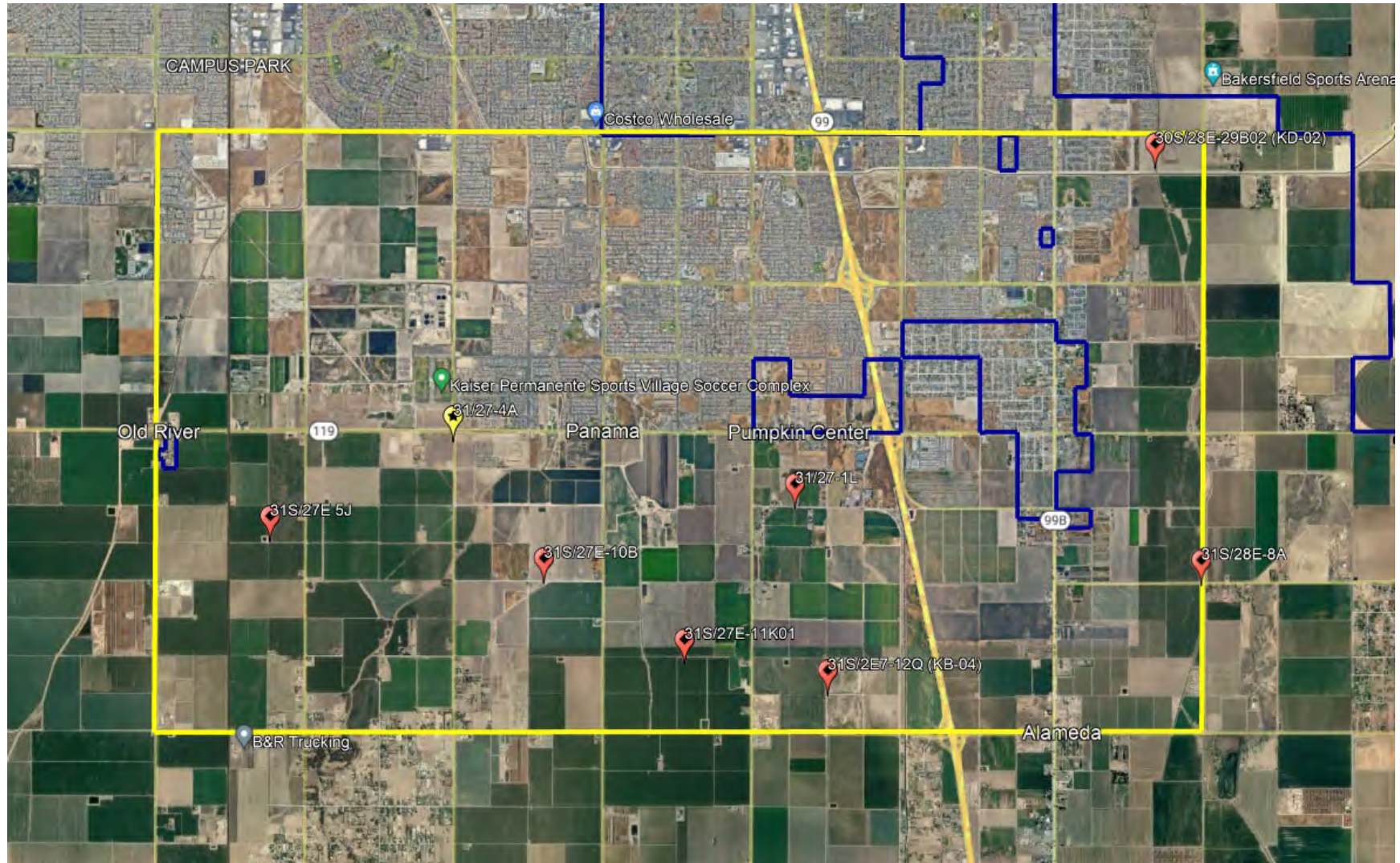


G = gated well, unable to access

R = running well, no measurement taken

NR = temporary 'no reading', no measurement taken

yellow shading = inactive well



		JAN 2022	JAN 2023	JAN 2024	JAN 2025	JAN 2026	FEB 2026	MAR 2026	APR 2026	MAY 2026	JUN 2026	JUL 2026	AUG 2026	SEP 2026	OCT 2026	NOV 2026	DEC 2026	MAXIMUM	MINIMUM	AVERAGE
North-Central Quadrant	30/28-29B	231	240	NR	224	233												240	224	232
	31/27-01L	170	219	212	205	214												219	170	204
	31/27-04A	182	186	174	168	NR												186	168	178
	31/27-05J	230	214	209	206	201												230	201	212
	31/27-10B	210	210	208	204	201												210	201	207
	31/27-12Q	174	172	149	140	139												174	139	155
	31/28-08A	264	256	232	250	248												264	232	250
	MONTHLY AVG	209	214	197	200	206														
	MAXIMUM DEPTH TO WATER N-C (running average for all data last 5 years)																		264	
	MINIMUM DEPTH TO WATER N-C (running average for all data last 5 years)																		139	
	AVERAGE DEPTH TO WATER N-C (running average for all data last 5 years)																		205	

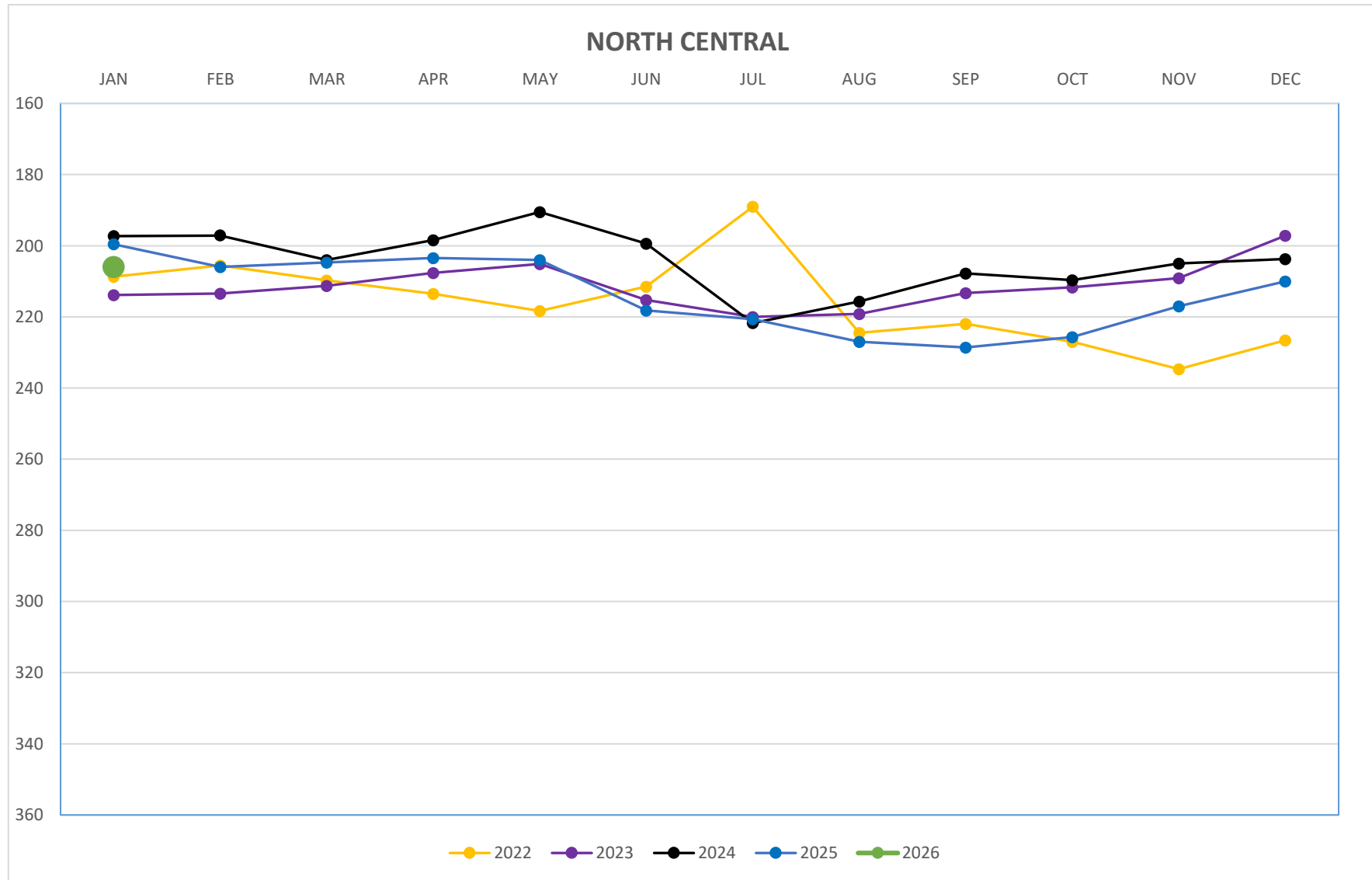
G = gated well, unable to access

R = running well, no measurement taken

NR = temporary 'no reading', no measurement taken

yellow shading = inactive well

2026

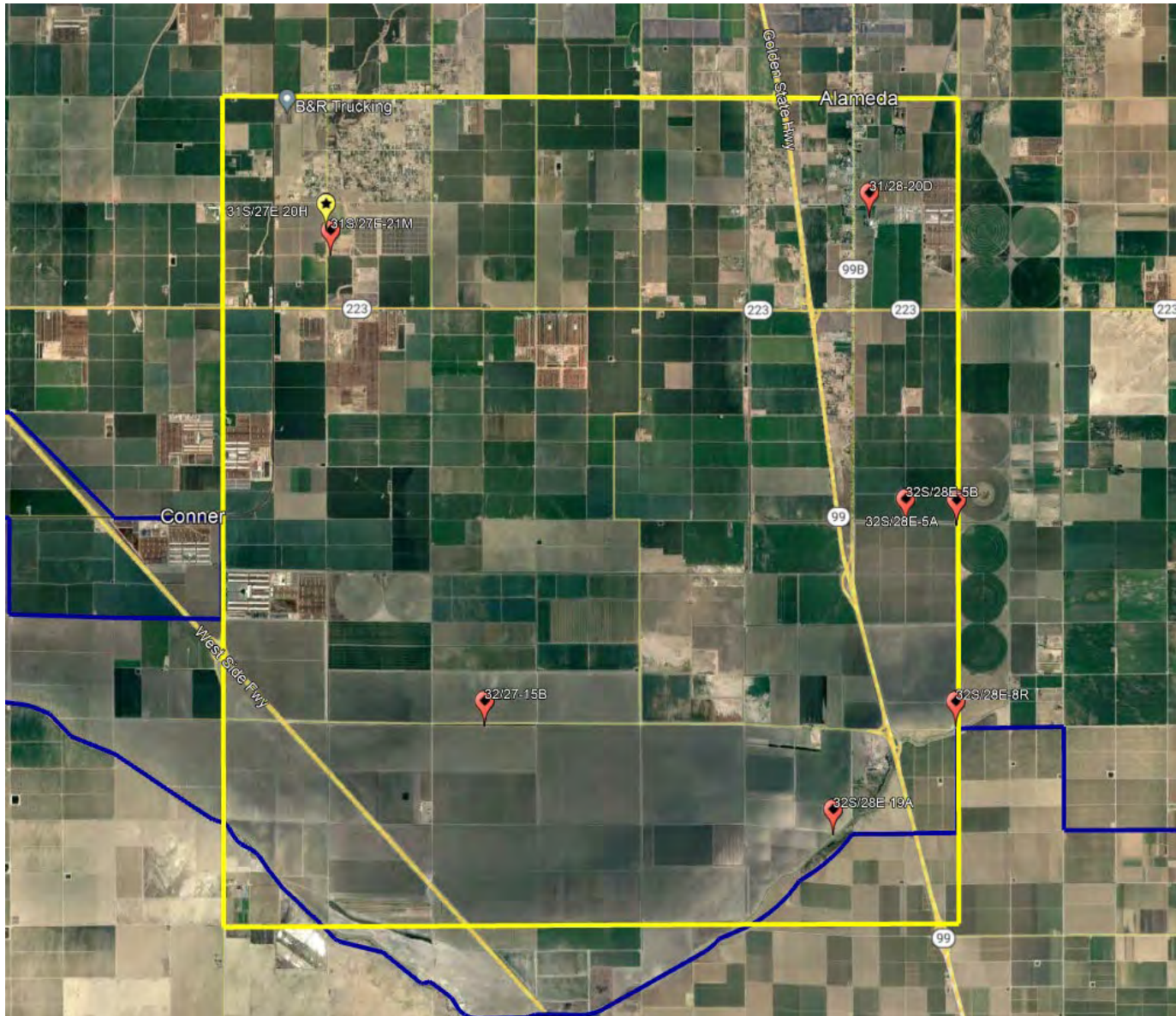


G = gated well, unable to access

R = running well, no measurement taken

NR = temporary 'no reading', no measurement taken

yellow shading = inactive well



		JAN 2022	JAN 2023	JAN 2024	JAN 2025	JAN 2026	FEB 2026	MAR 2026	APR 2026	MAY 2026	JUN 2026	JUL 2026	AUG 2026	SEP 2026	OCT 2026	NOV 2026	DEC 2026	MAXIMUM	MINIMUM	AVERAGE
South-Central Quadrant	31/27-20H	213	203	162	189	251	\											251	162	204
	31/27-21M	220	NR	189	189	NR												220	189	199
	31/28-20D	202	203	NR	278	265												278	202	237
	32/27-15B	201	338	NR	225	224												338	201	247
	32/28-19A	255	NR	242	230	222												255	222	237
	32/28-05A	214	243	217	223	201												243	201	220
	32/28-05B	221	215	210	205	202												221	202	211
	32/28-08R	255	NR	235	222	214												255	214	232
	MONTHLY AVG	223	240	209	220	226														
	MAXIMUM DEPTH TO WATER S-C (running average for all data last 5 years)																		338	
	MINIMUM DEPTH TO WATER S-C (running average for all data last 5 years)																		162	
	AVERAGE DEPTH TO WATER S-C (running average for all data last 5 years)																		223	

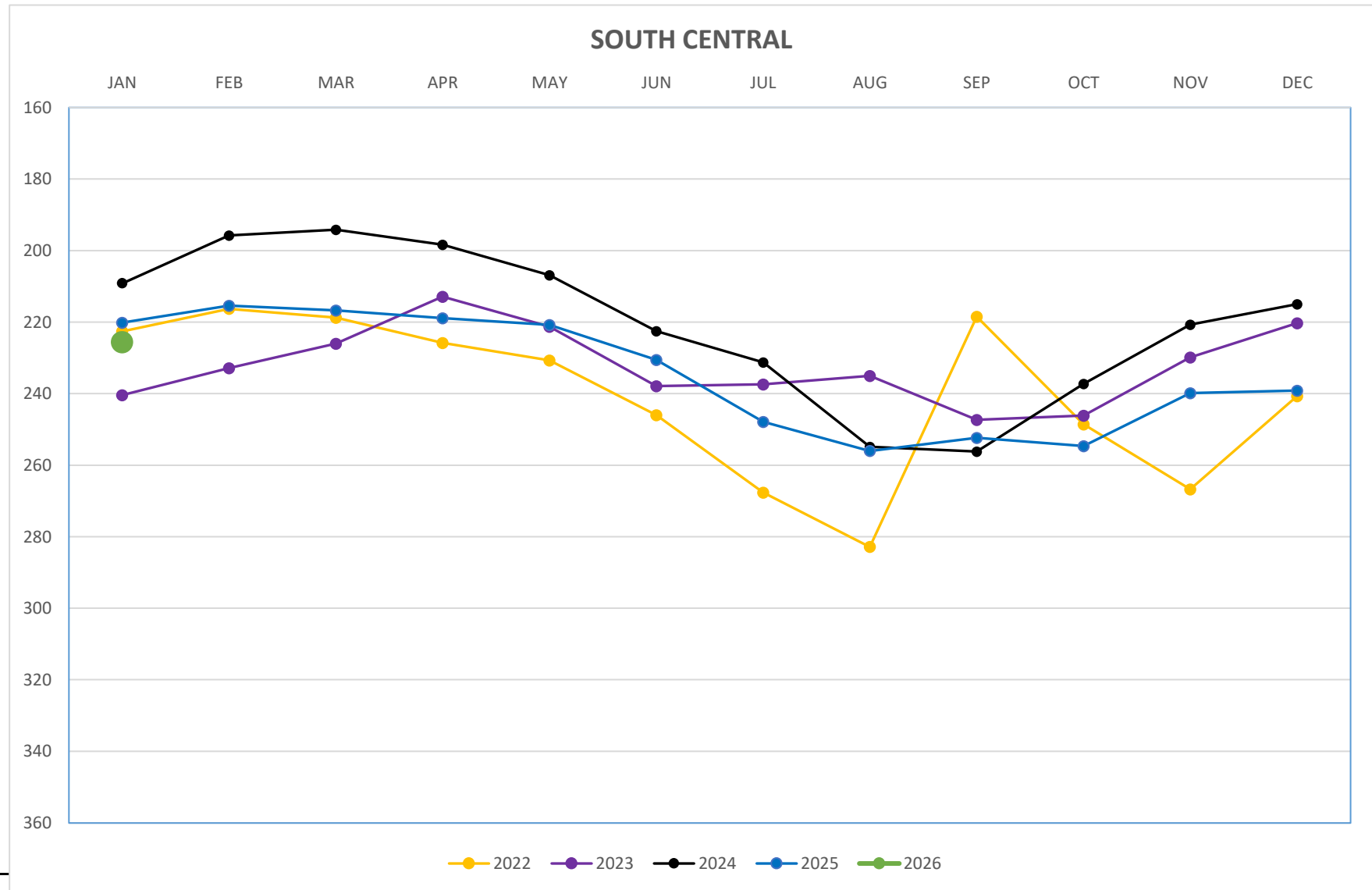
G = gated well, unable to access

R = running well, no measurement taken

NR = temporary 'no reading', no measurement taken

yellow shading = inactive well

2026

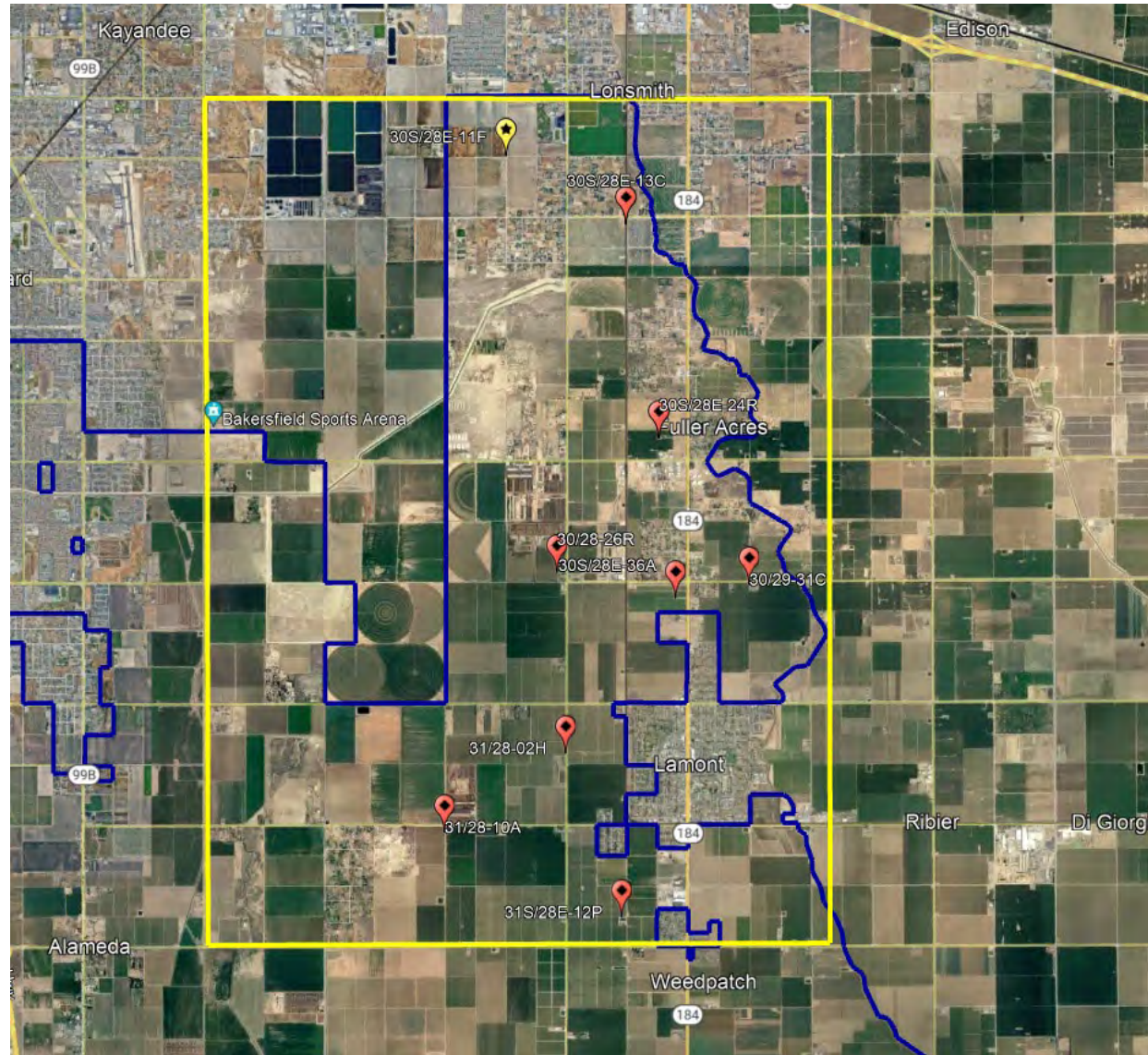


G = gated well, unable to access

R = running well, no measurement taken

NR = temporary 'no reading', no measurement taken

yellow shading = inactive well



		JAN 2022	JAN 2023	JAN 2024	JAN 2025	JAN 2026	FEB 2026	MAR 2026	APR 2026	MAY 2026	JUN 2026	JUL 2026	AUG 2026	SEP 2026	OCT 2026	NOV 2026	DEC 2026	MAXIMUM	MINIMUM	AVERAGE
Northeast Quadrant	30/28-11F	272	NR	280	277	NR												280	272	276
	30/28-13C	320	313	317	333	319												333	313	320
	30/28-26R	NR	NR	306	295	297												306	295	299
	30/28-36A	NR	334	336	325	327												336	325	331
	30/29-31C	344	347	344	337	340												347	337	342
	31/28-10A	265	269	265	259	260												269	259	264
	31/28-12P	NR	302	NR	291	300												302	291	298
	MONTHLY AVG	300	313	308	302	307														
	MAXIMUM DEPTH TO WATER NE (running average for all data last 5 years)																		347	
	MINIMUM DEPTH TO WATER NE (running average for all data last 5 years)																		259	
	AVERAGE DEPTH TO WATER NE (running average for all data last 5 years)																		306	

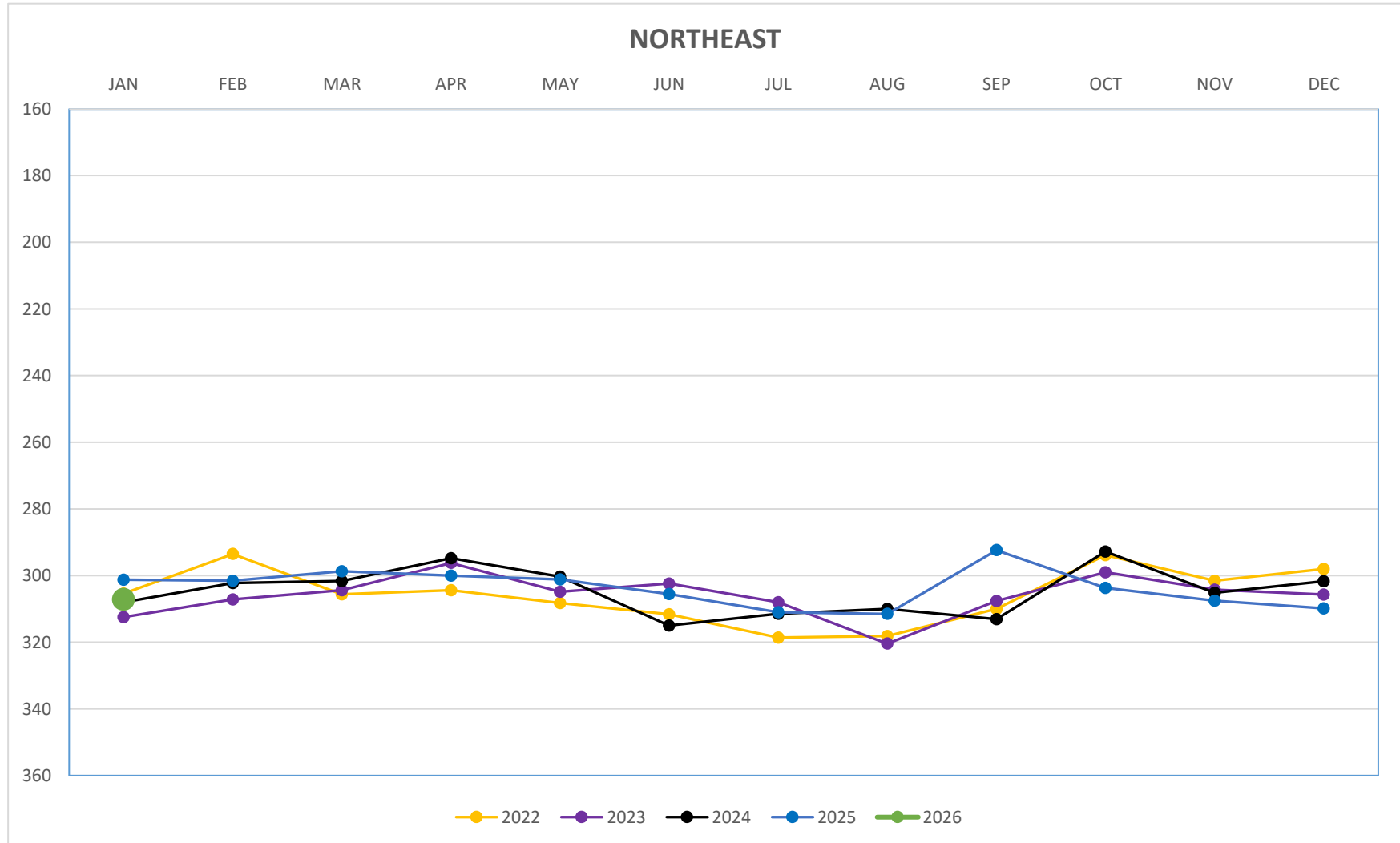
G = gated well, unable to access

R = running well, no measurement taken

NR = temporary 'no reading', no measurement taken

yellow shading = inactive well

2026

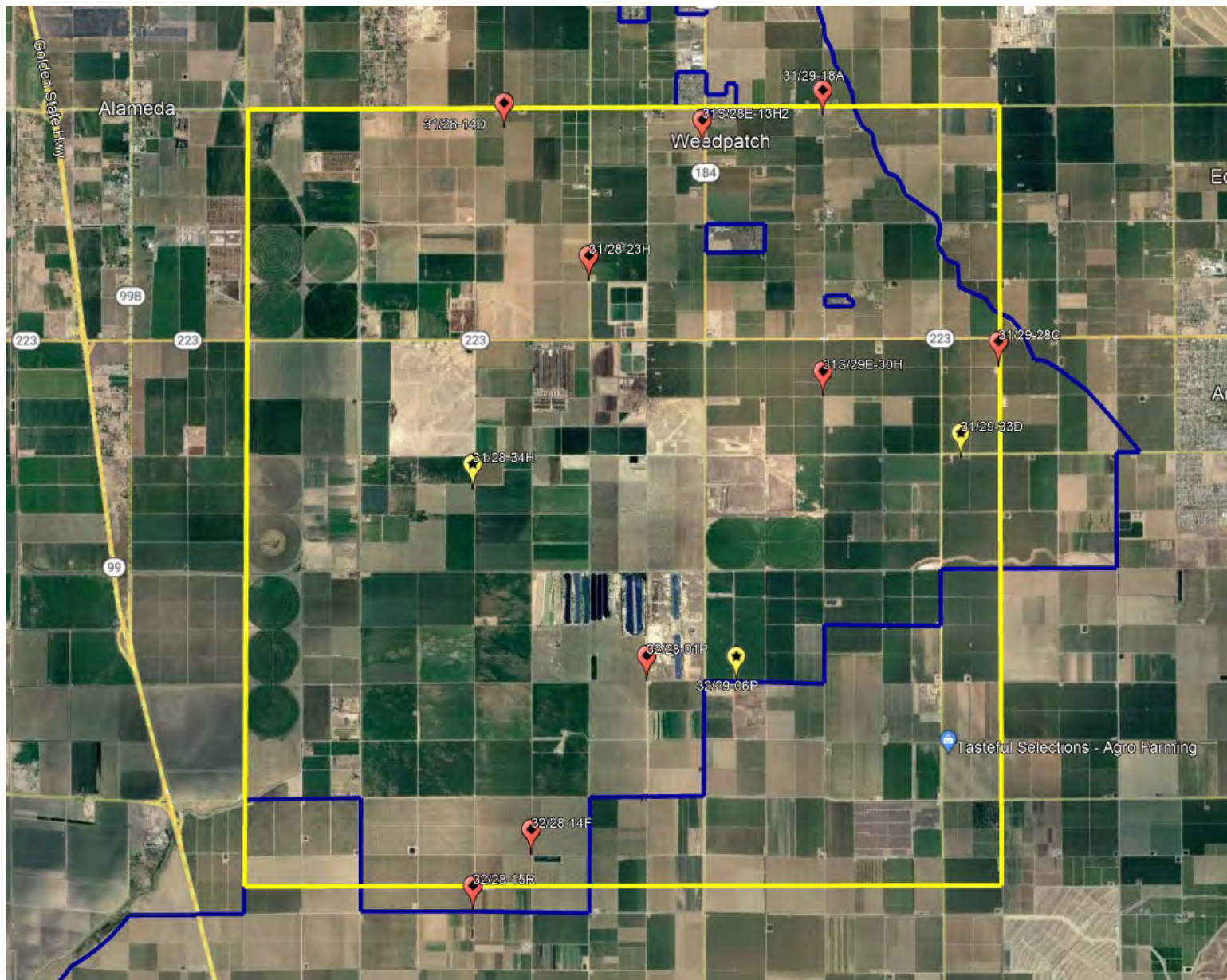


G = gated well, unable to access

R = running well, no measurement taken

NR = temporary 'no reading', no measurement taken

yellow shading = inactive well



		JAN 2022	JAN 2023	JAN 2024	JAN 2025	JAN 2026	FEB 2026	MAR 2026	APR 2026	MAY 2026	JUN 2026	JUL 2026	AUG 2026	SEP 2026	OCT 2026	NOV 2026	DEC 2026	MAXIMUM	MINIMUM	AVERAGE
Southeast Quadrant	31/28-13H2	290	299	296	285	279												299	279	290
	31/28-14D	247	245	243	237	241												247	237	243
	31/28-23H	276	313	300	314	NR												314	276	301
	31/28-34H	203	213	224	216	202												224	202	212
	31/29-28C	NR	201	NR	NR	205												205	201	203
	31/29-30H	353	333	324	325	321												353	321	331
	31/29-33D	239	347	341	338	343												347	239	322
	32/28-14F	NR	NR	243	NR	NR												243	243	243
	32/28-15R	314	298	R	NR	294												314	294	302
	32/28-01P	207	NR	196	190	NR												207	190	198
	32/29-06P	NR	198	190	184	184												198	184	189
	MONTHLY AVG	266	272	262	261	259														
	MAXIMUM DEPTH TO WATER SE (running average for all data last 5 years)																		353	
	MINIMUM DEPTH TO WATER SE (running average for all data last 5 years)																		184	
	AVERAGE DEPTH TO WATER SE (running average for all data last 5 years)																		264	

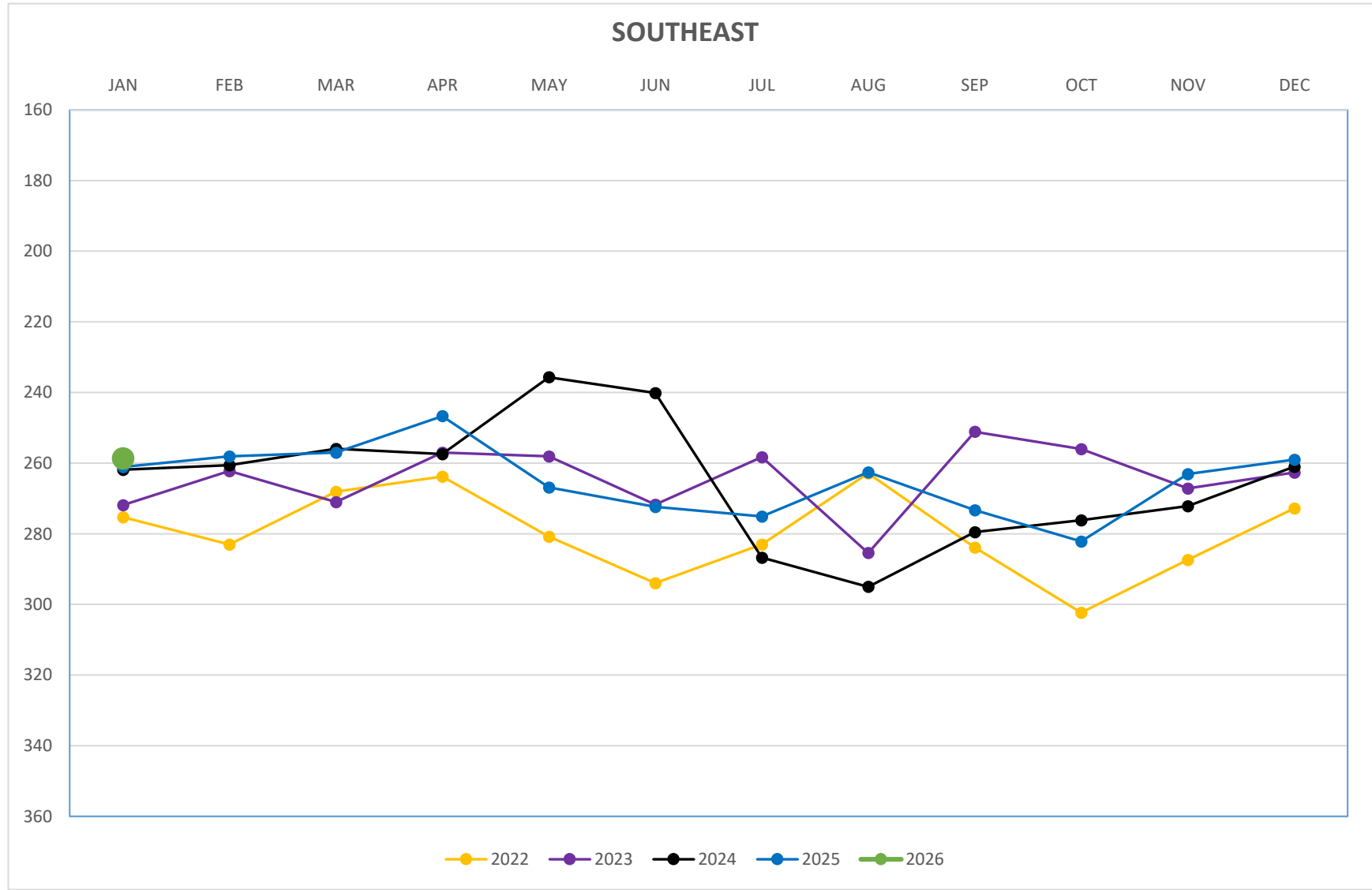
G = gated well, unable to access

R = running well, no measurement taken

NR = temporary 'no reading', no measurement taken

yellow shading = inactive well

2026



G = gated well, unable to access

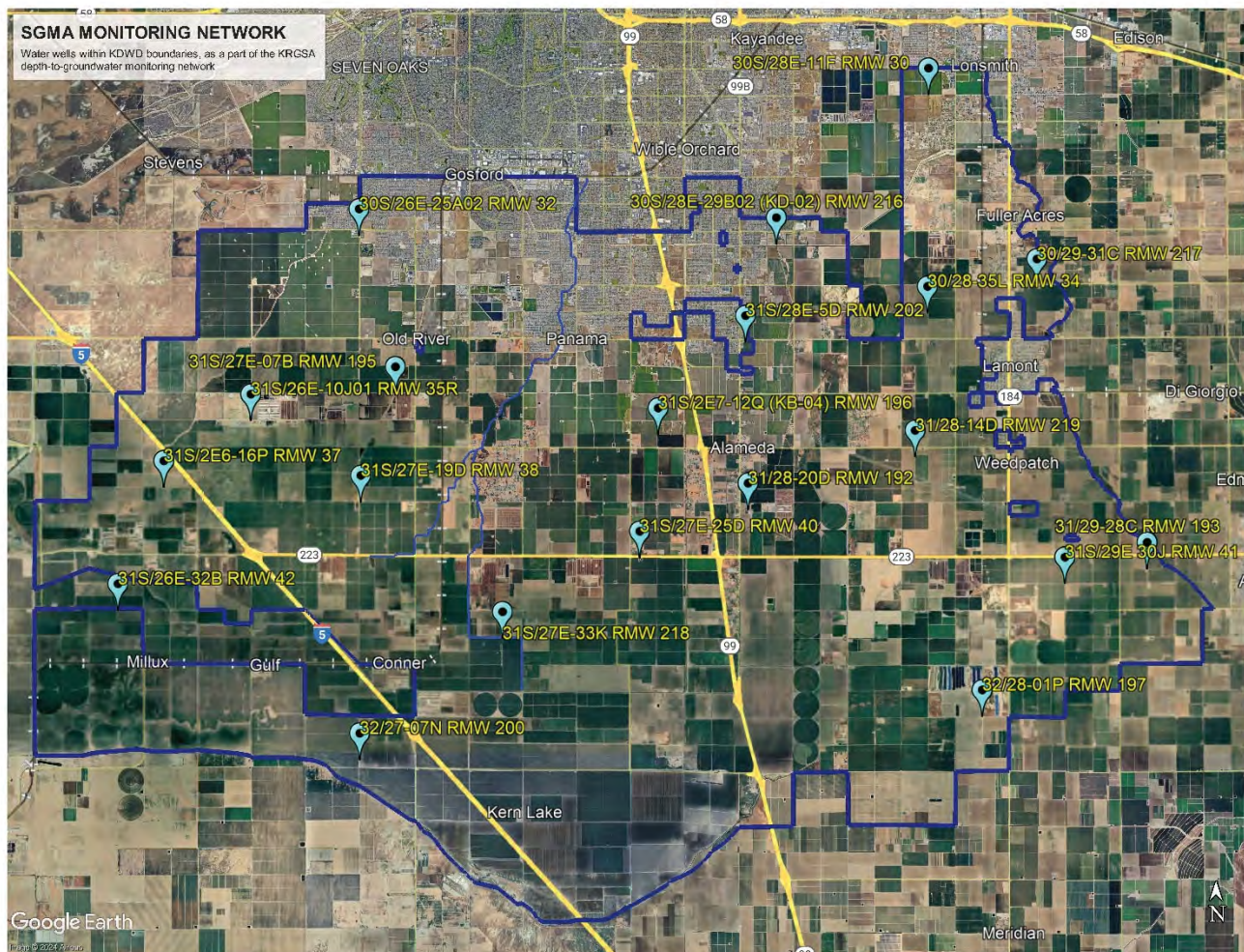
R = running well, no measurement taken

NR = temporary 'no reading', no measurement taken

yellow shading = inactive well

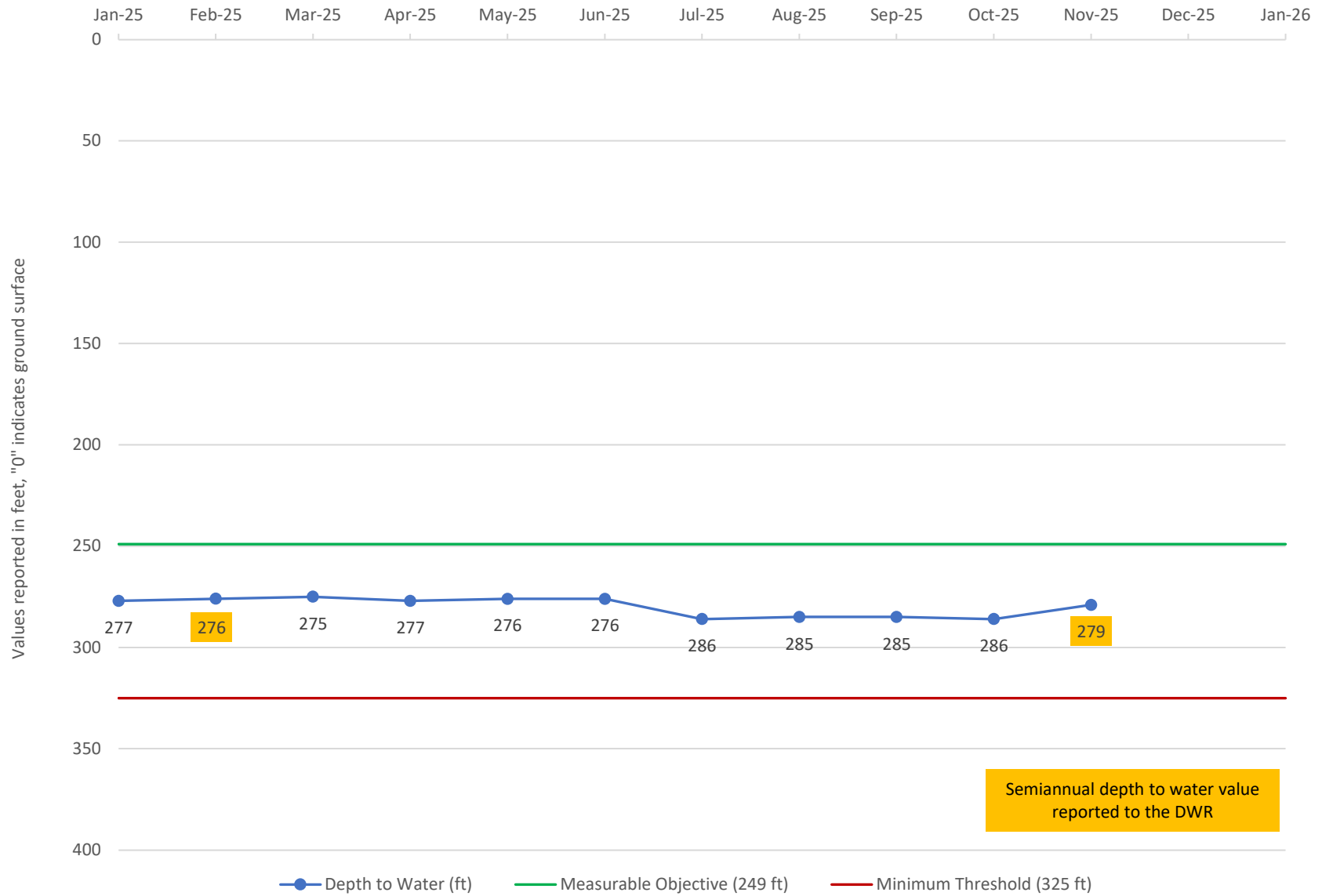


Monthly SGMA Wells Monitoring Report



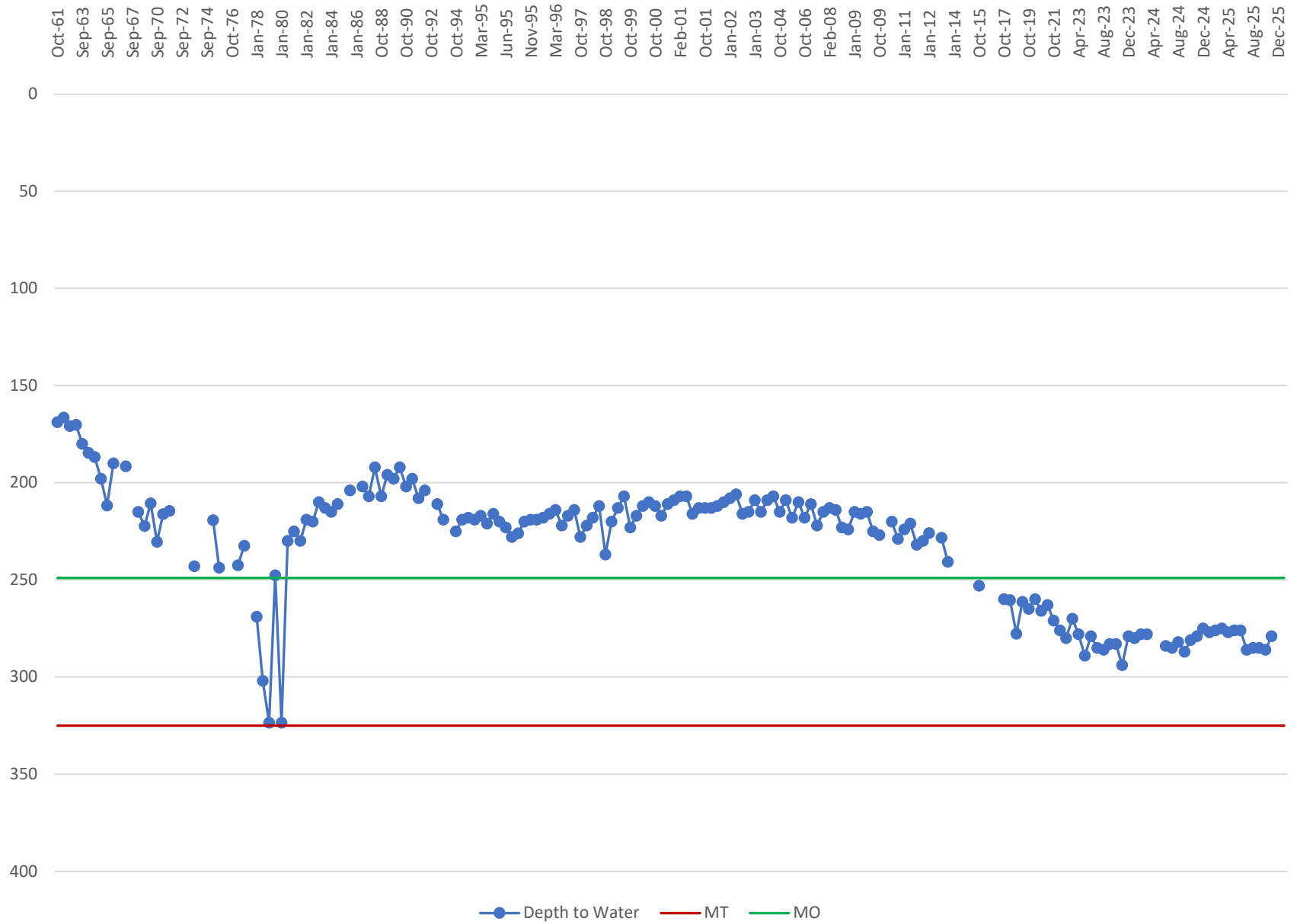
January 2026

Kern River GSA Groundwater Monitoring Well - Short Term Data RMW-030 30S/28E-11F

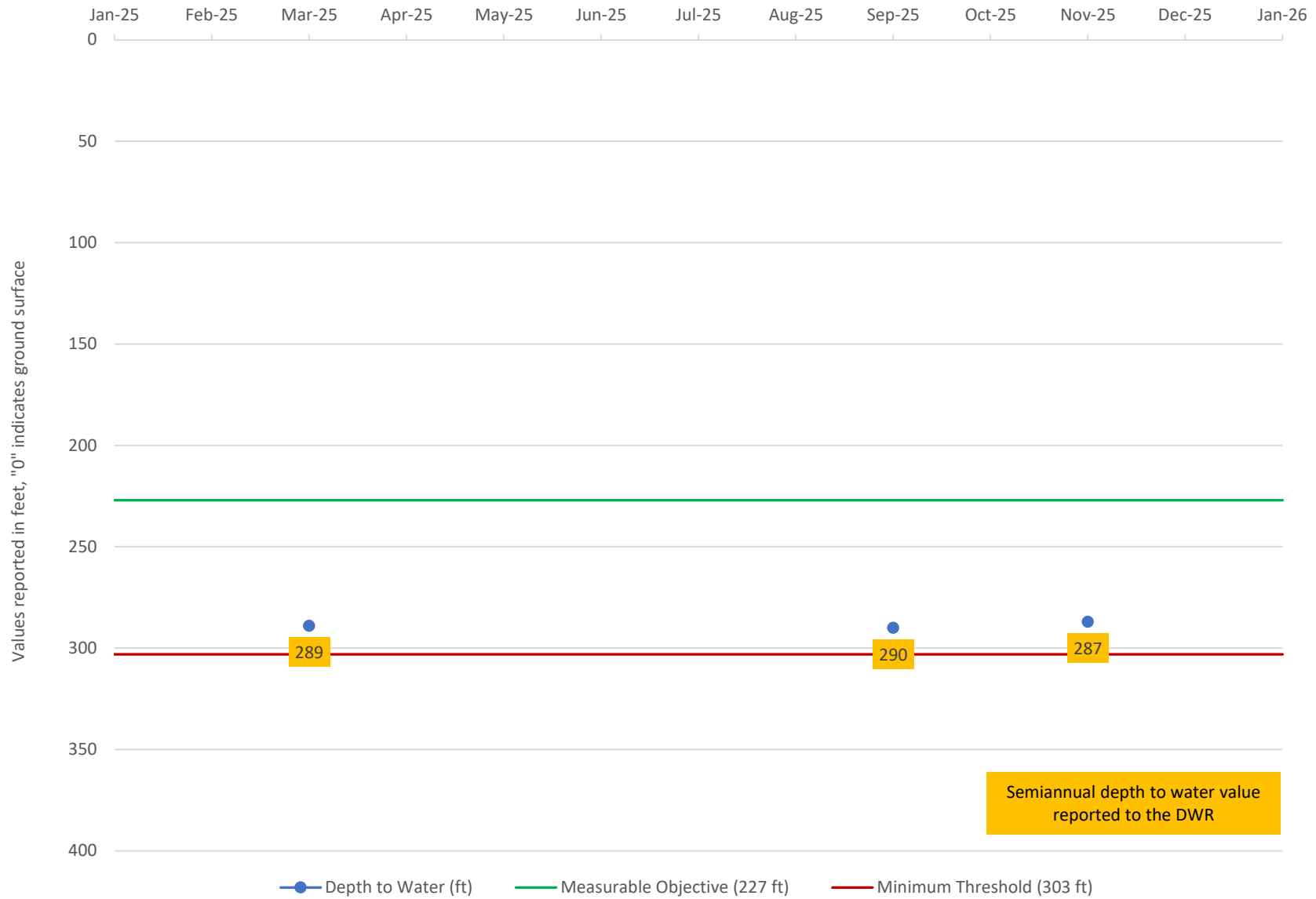


[BACK](#)

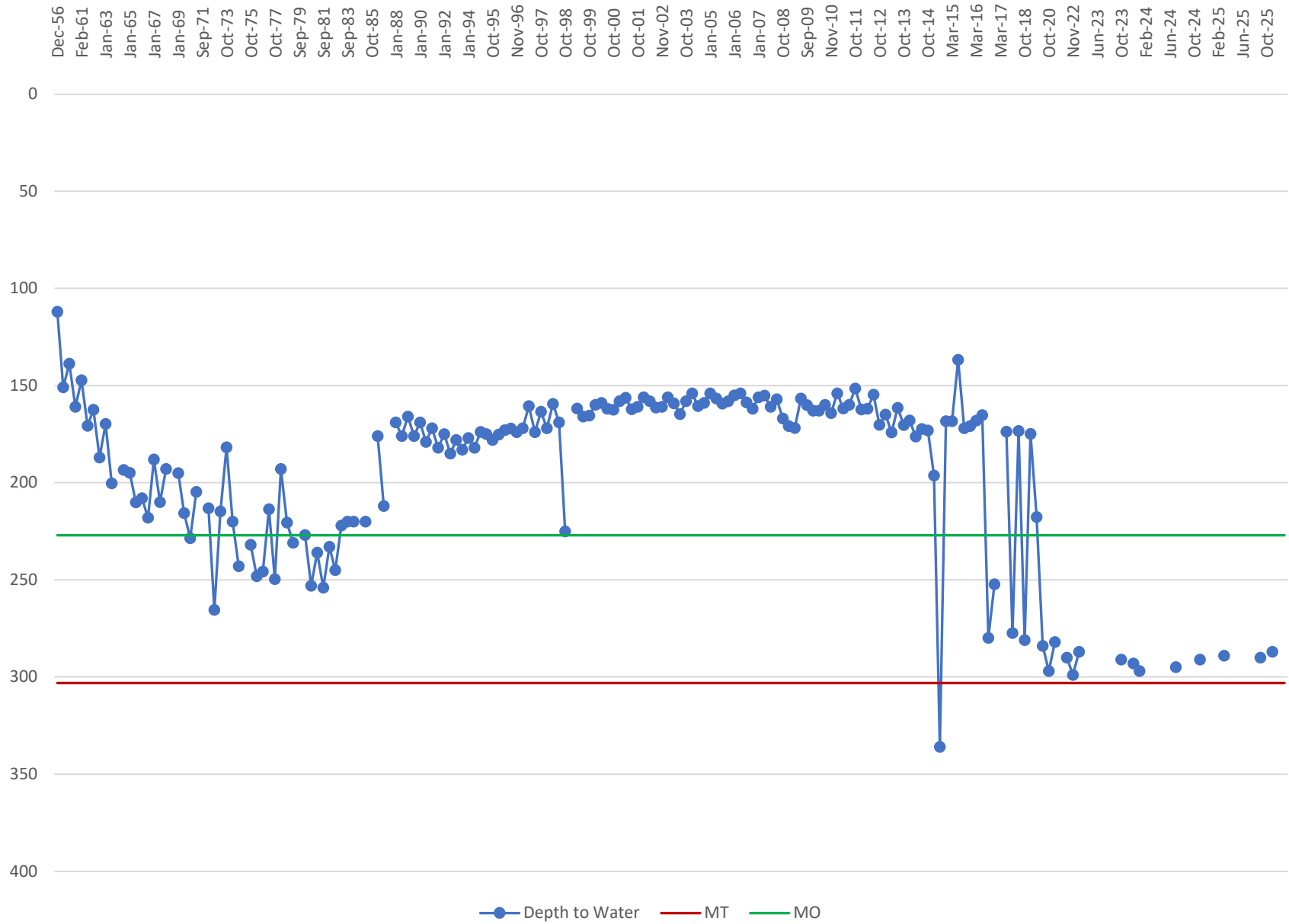
RMW-030 Long-term



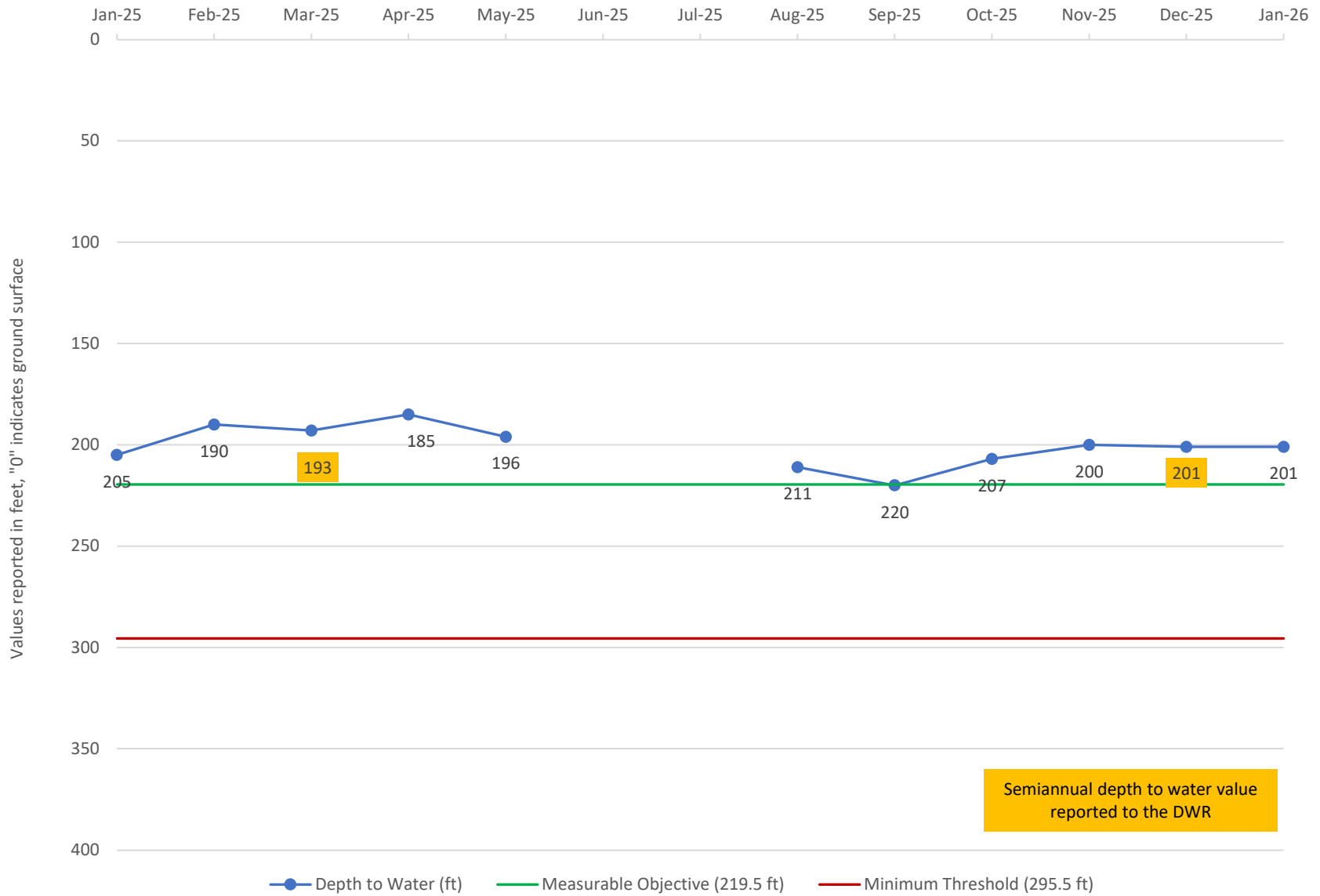
Kern River GSA Groundwater Monitoring Well - Short Term Data RMW-034 30S/28E-35L



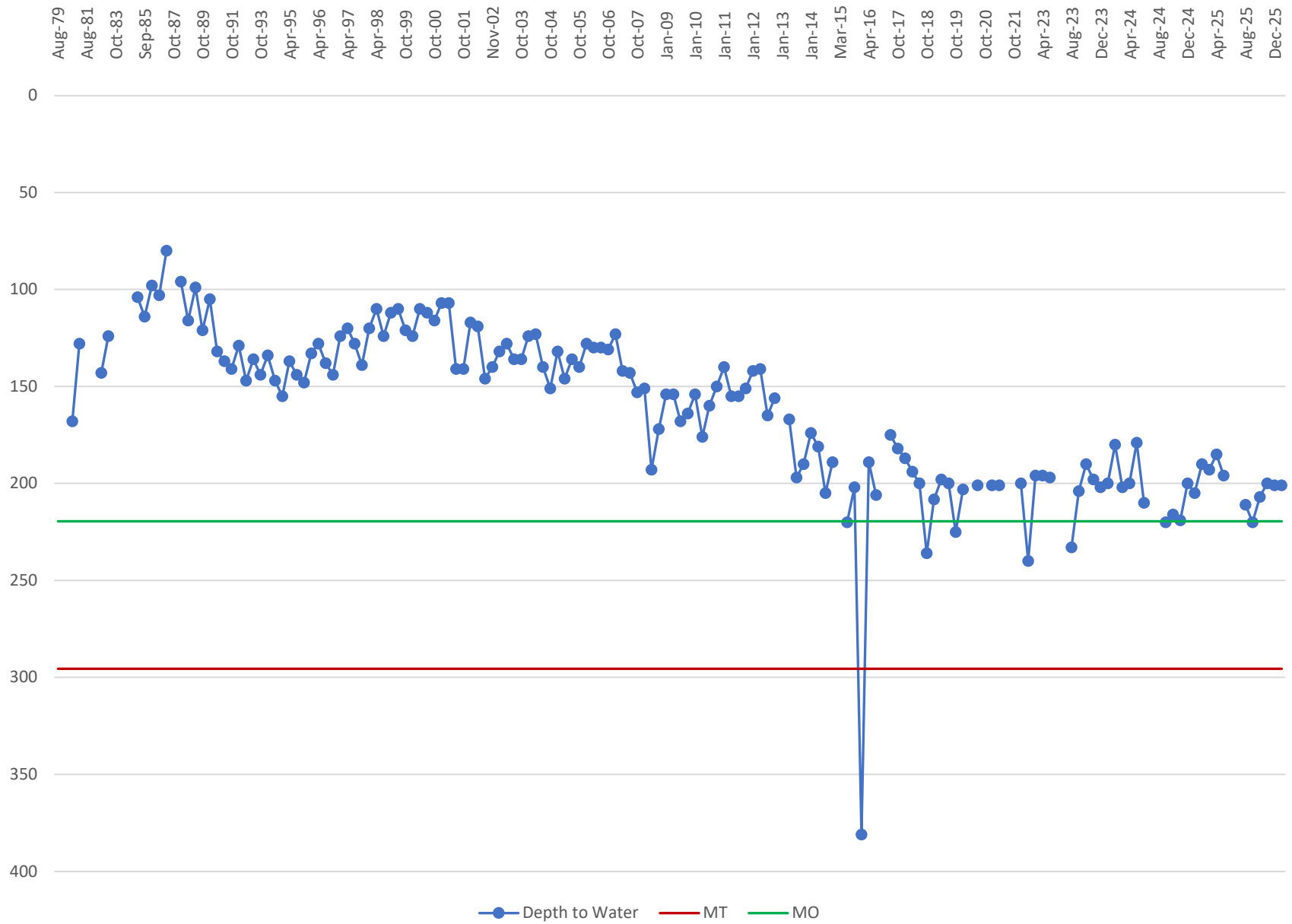
RMW-034 Long-term



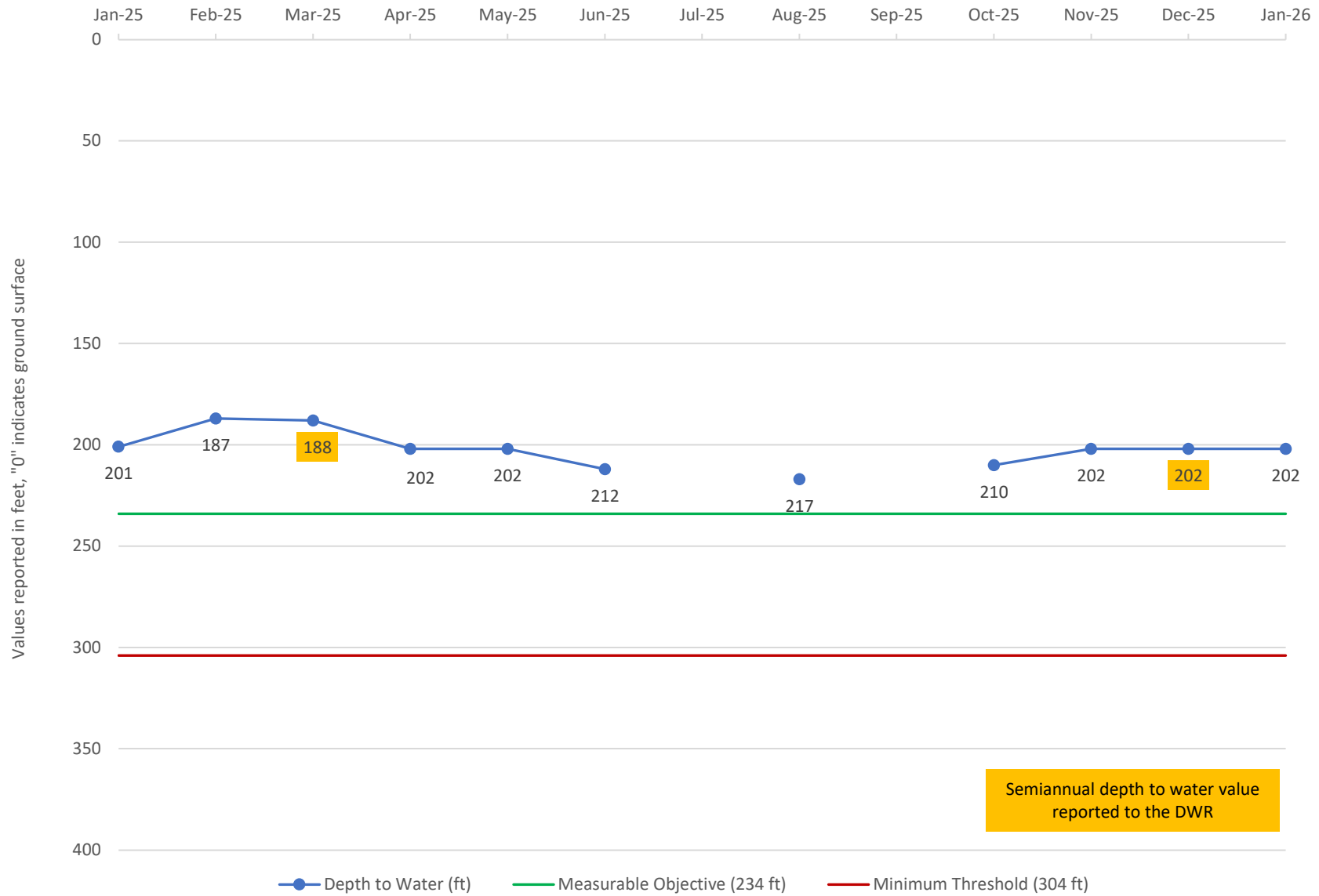
Kern River GSA Groundwater Monitoring Well - Short Term Data RMW-035R 31S/26E-10J



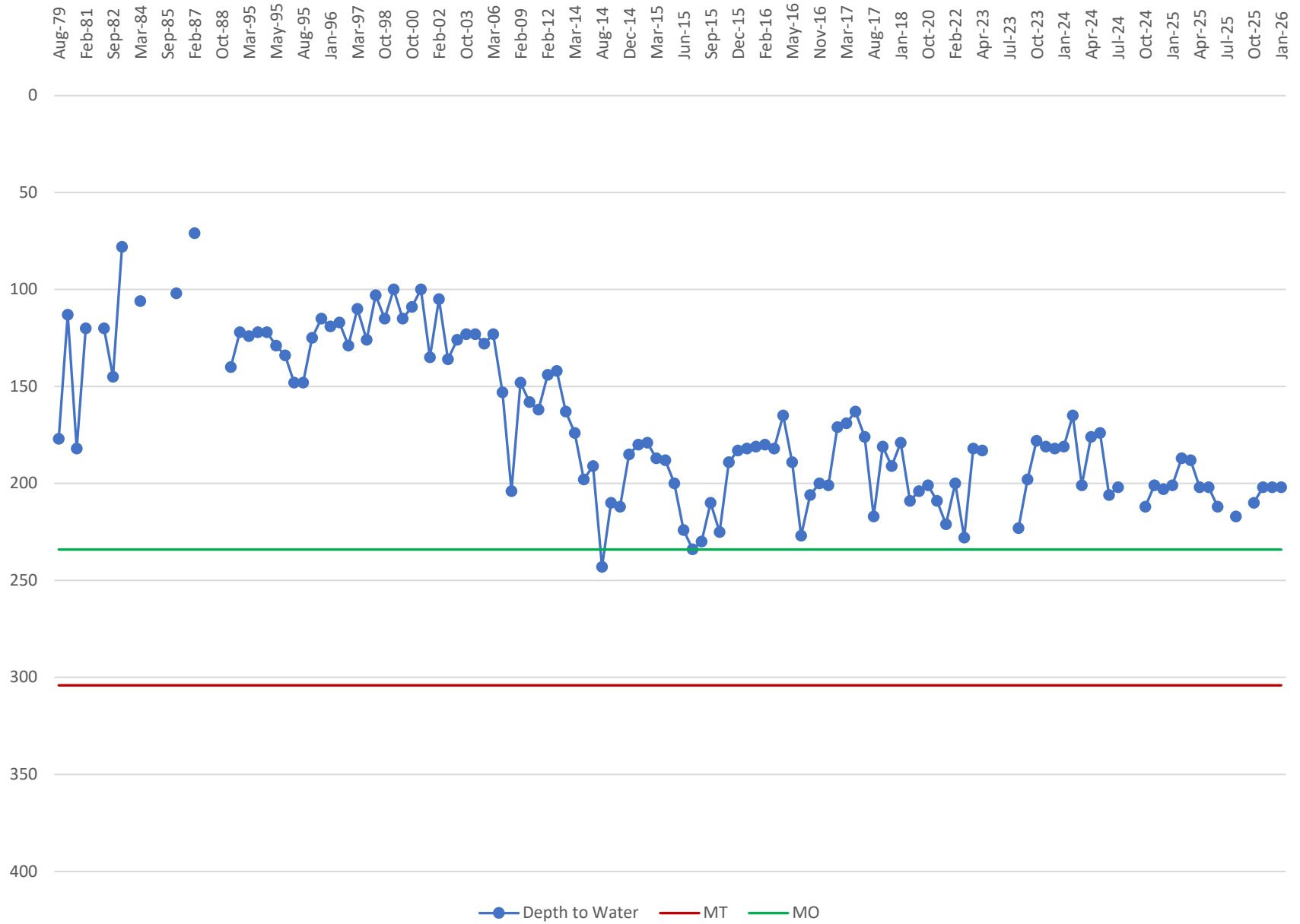
RMW-035R Long-term



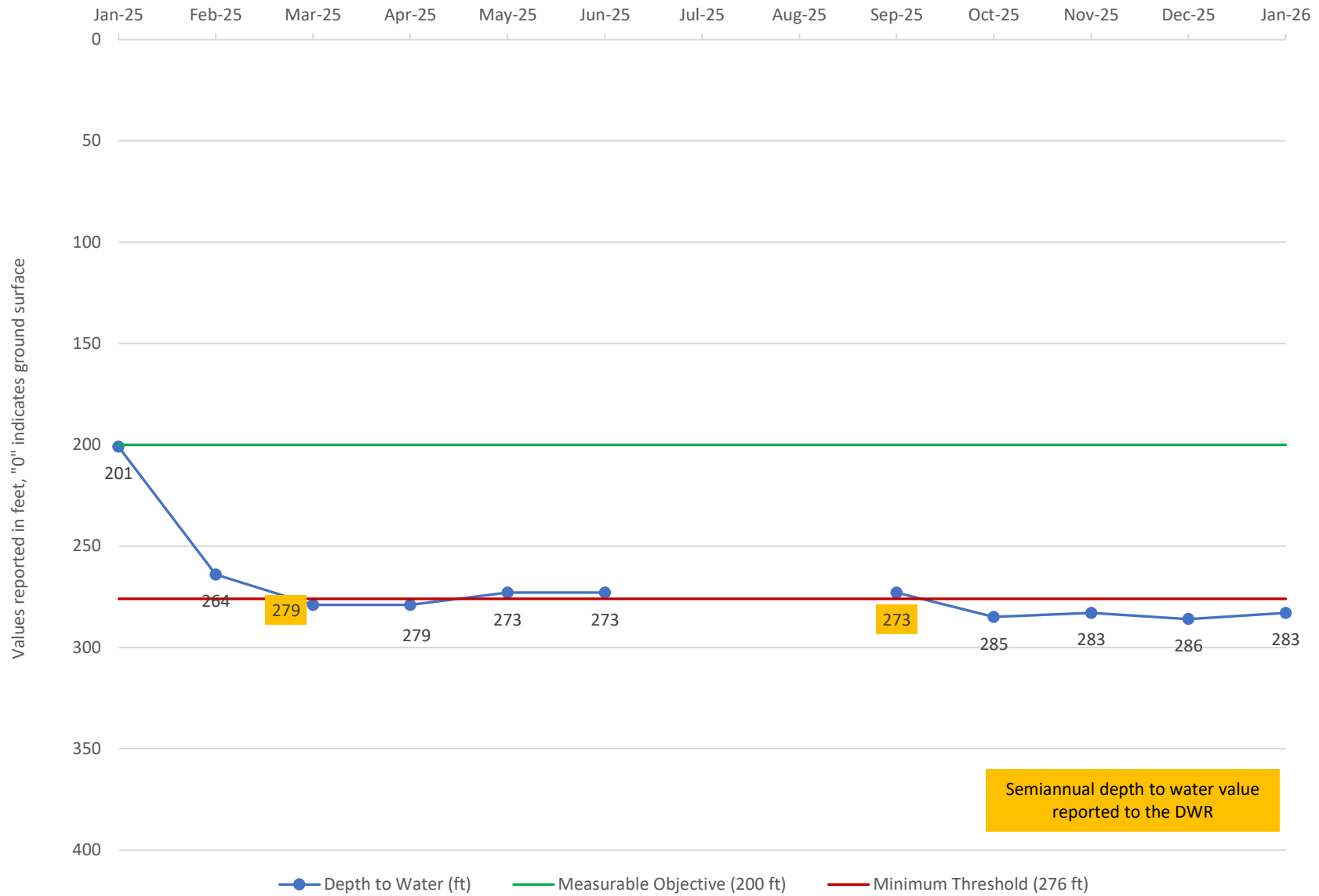
Kern River GSA Groundwater Monitoring Well - Short Term Data RMW-037 31S/26E-16P



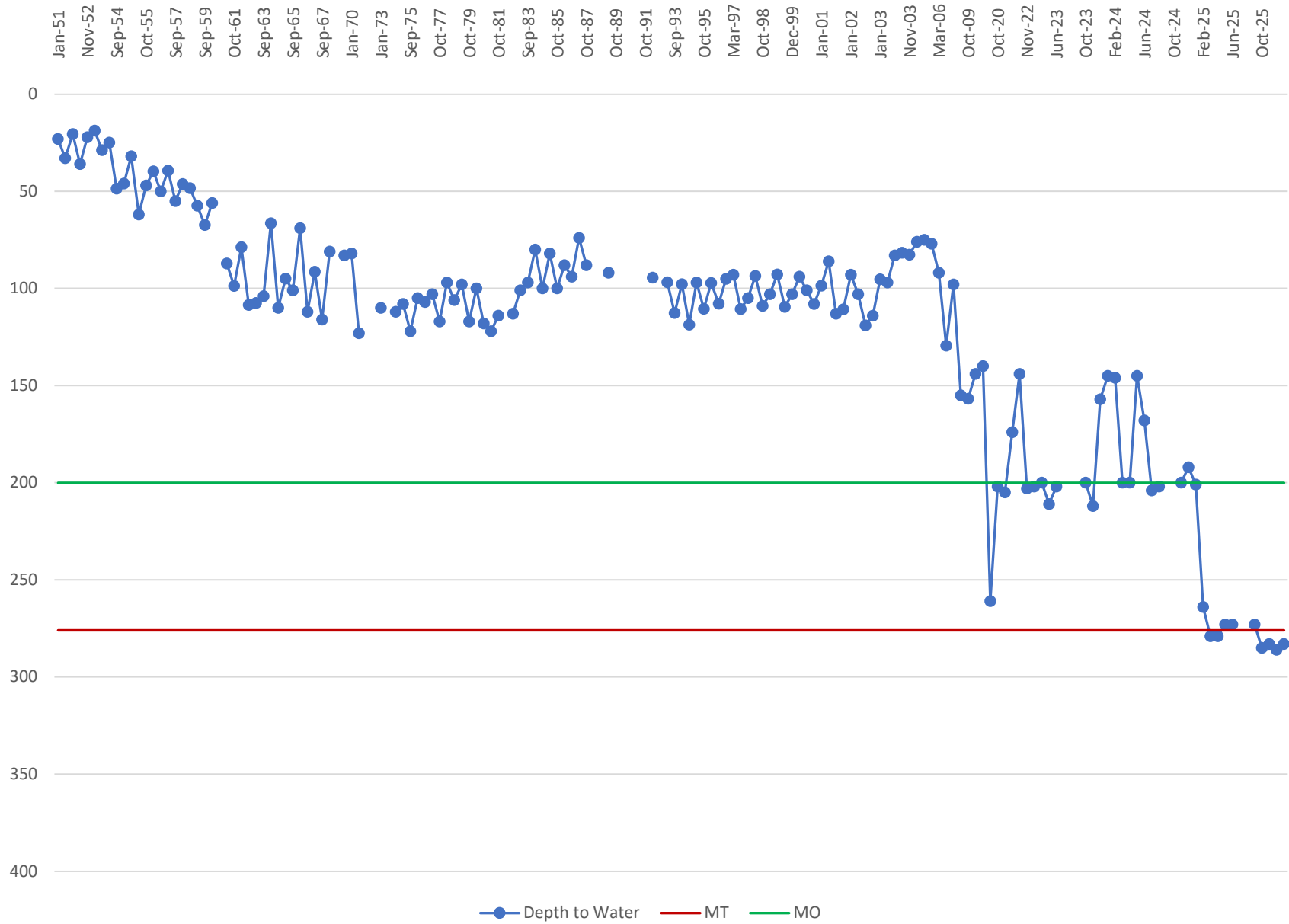
RMW-037 Long-term



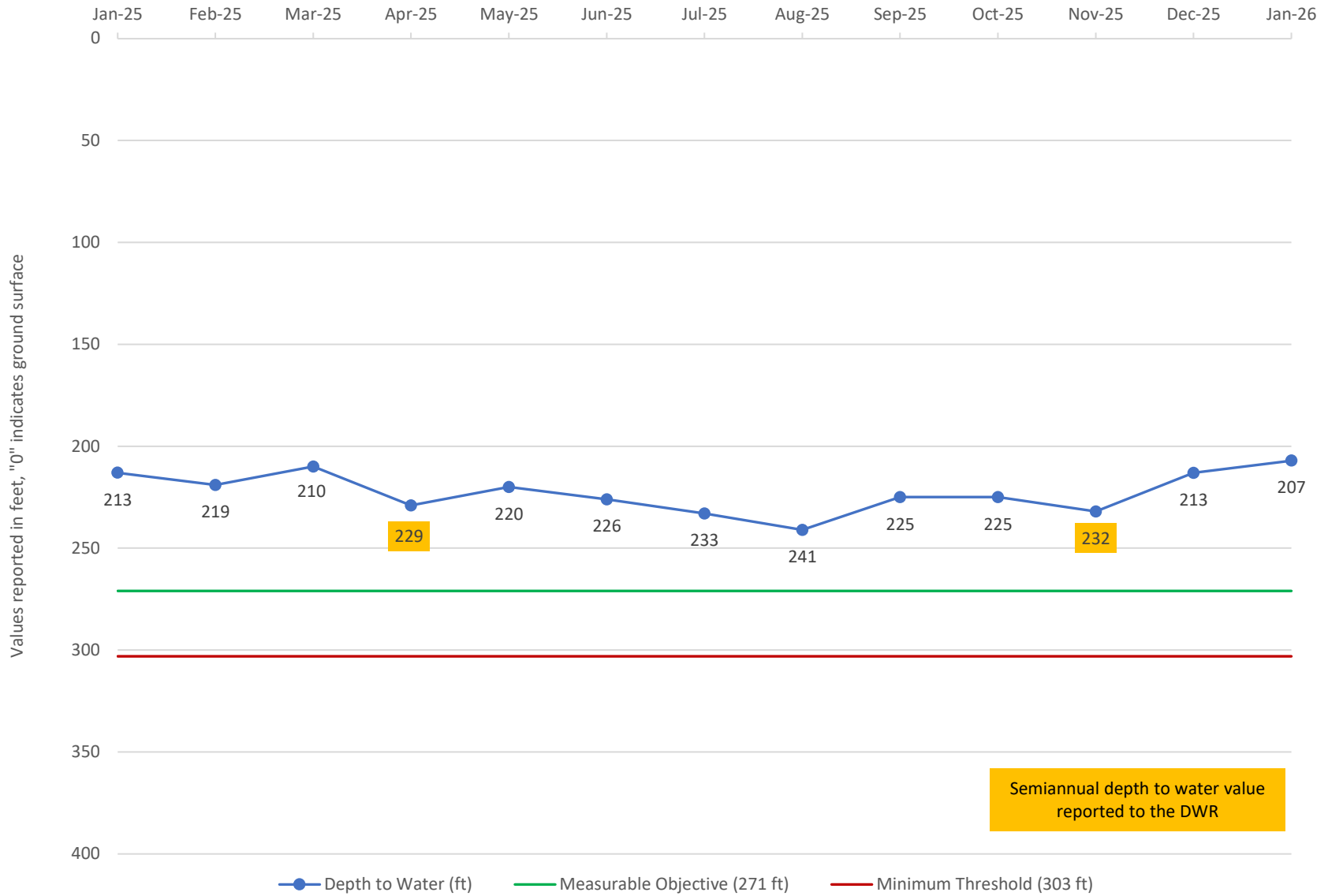
Kern River GSA Groundwater Monitoring Well - Short Term Data RMW-040 31S/27E-25D



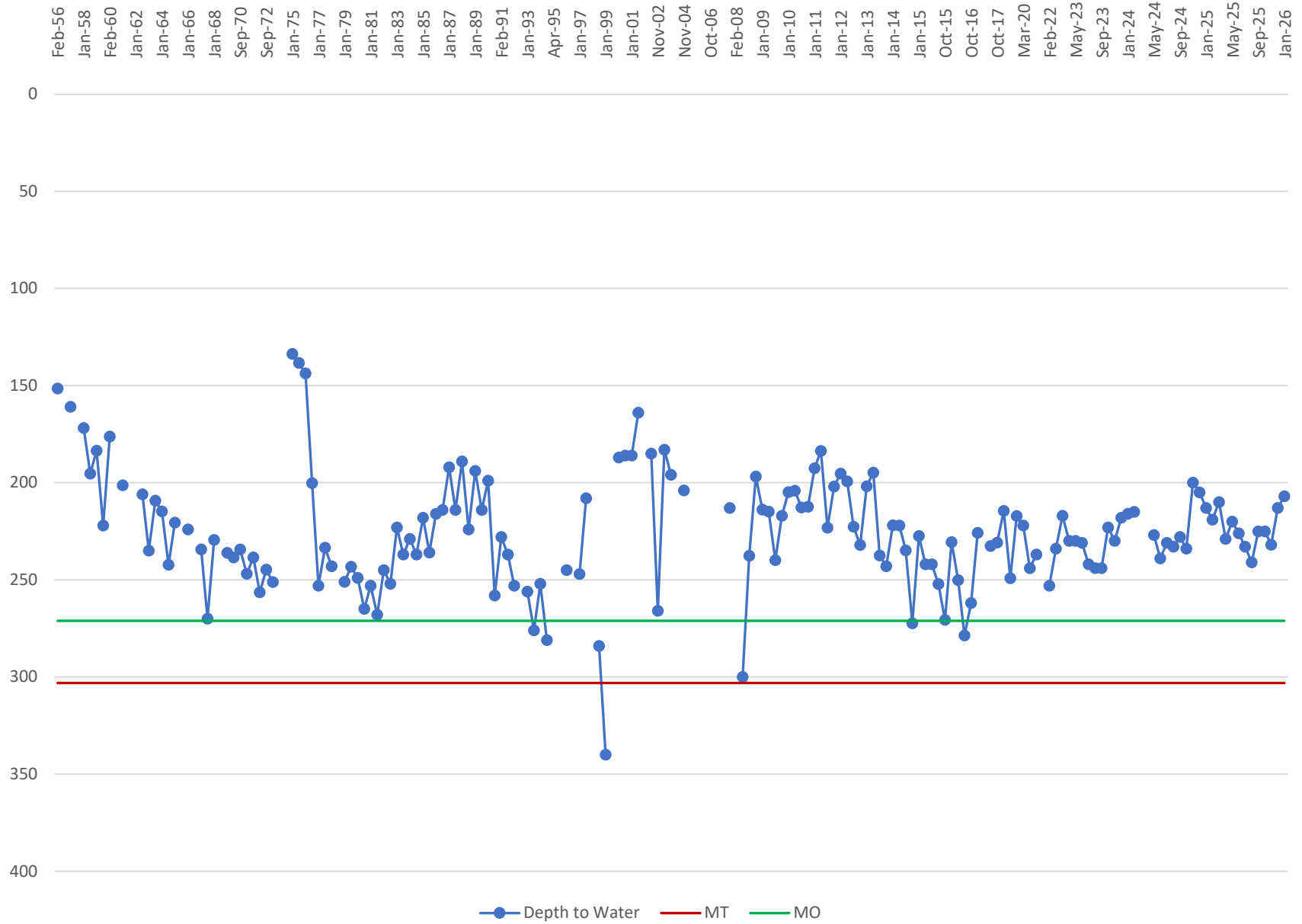
RMW-040 Long-term



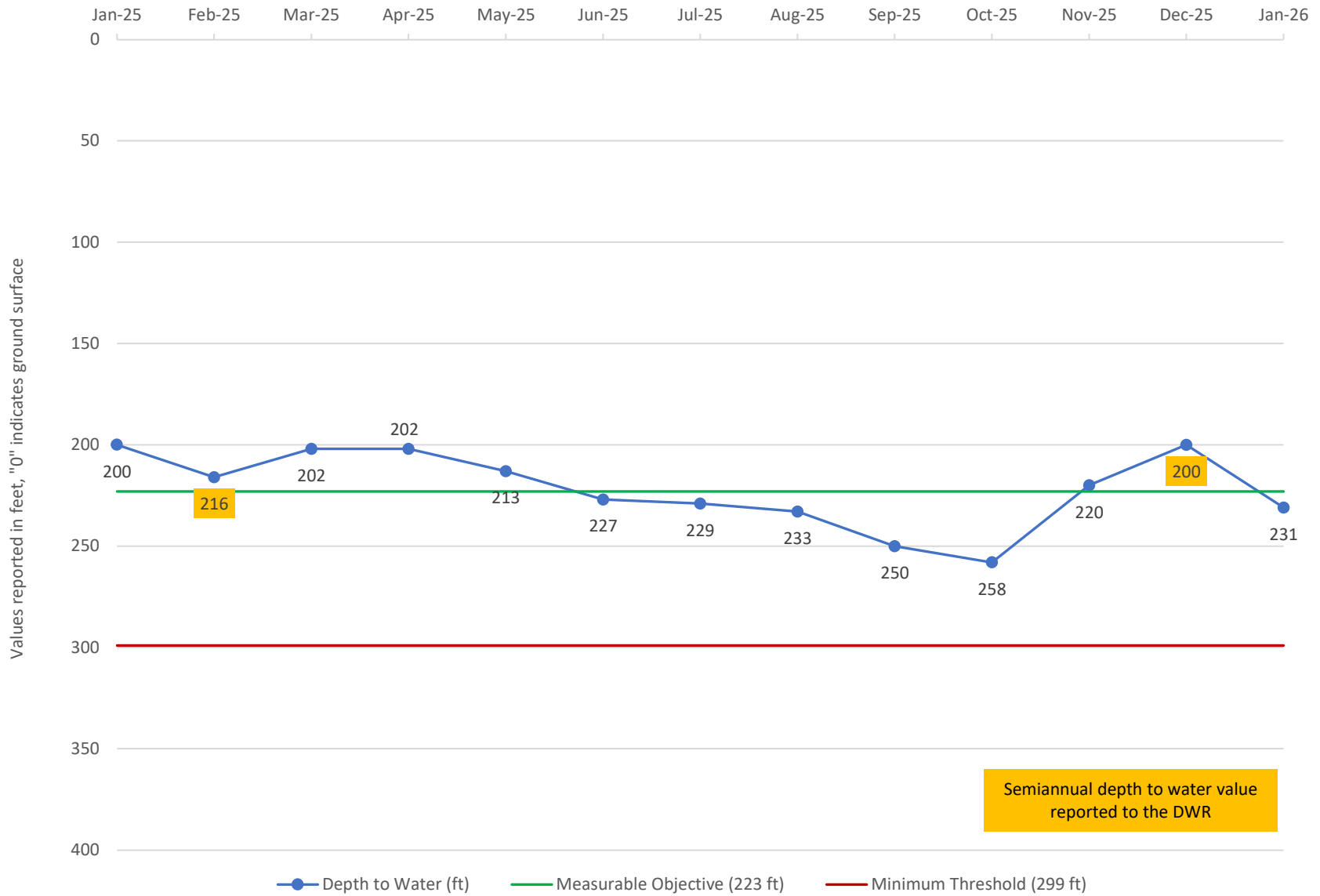
Kern River GSA Groundwater Monitoring Well - Short Term Data RMW-041 31S/29E-30J



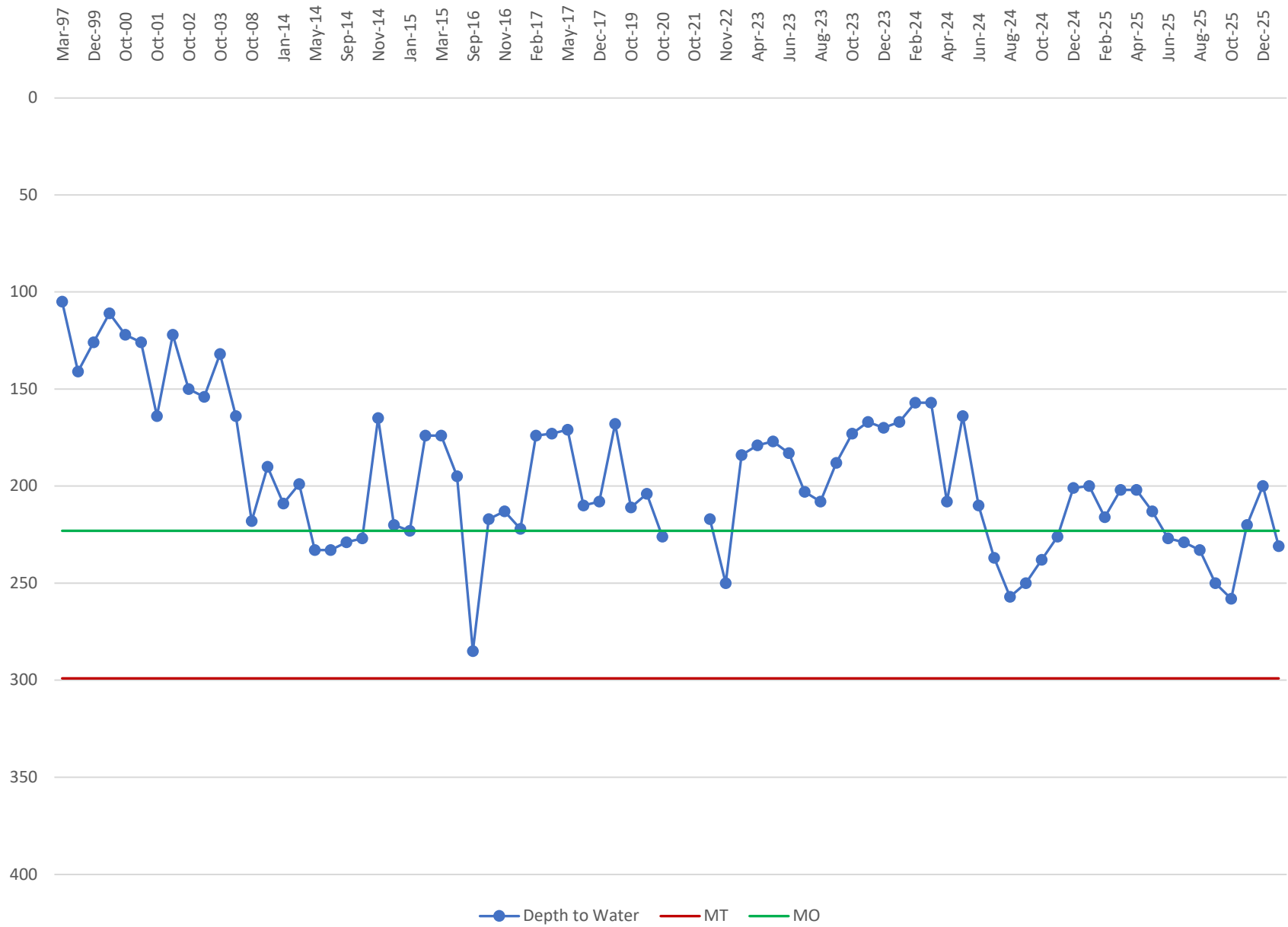
RMW-041 Long-term



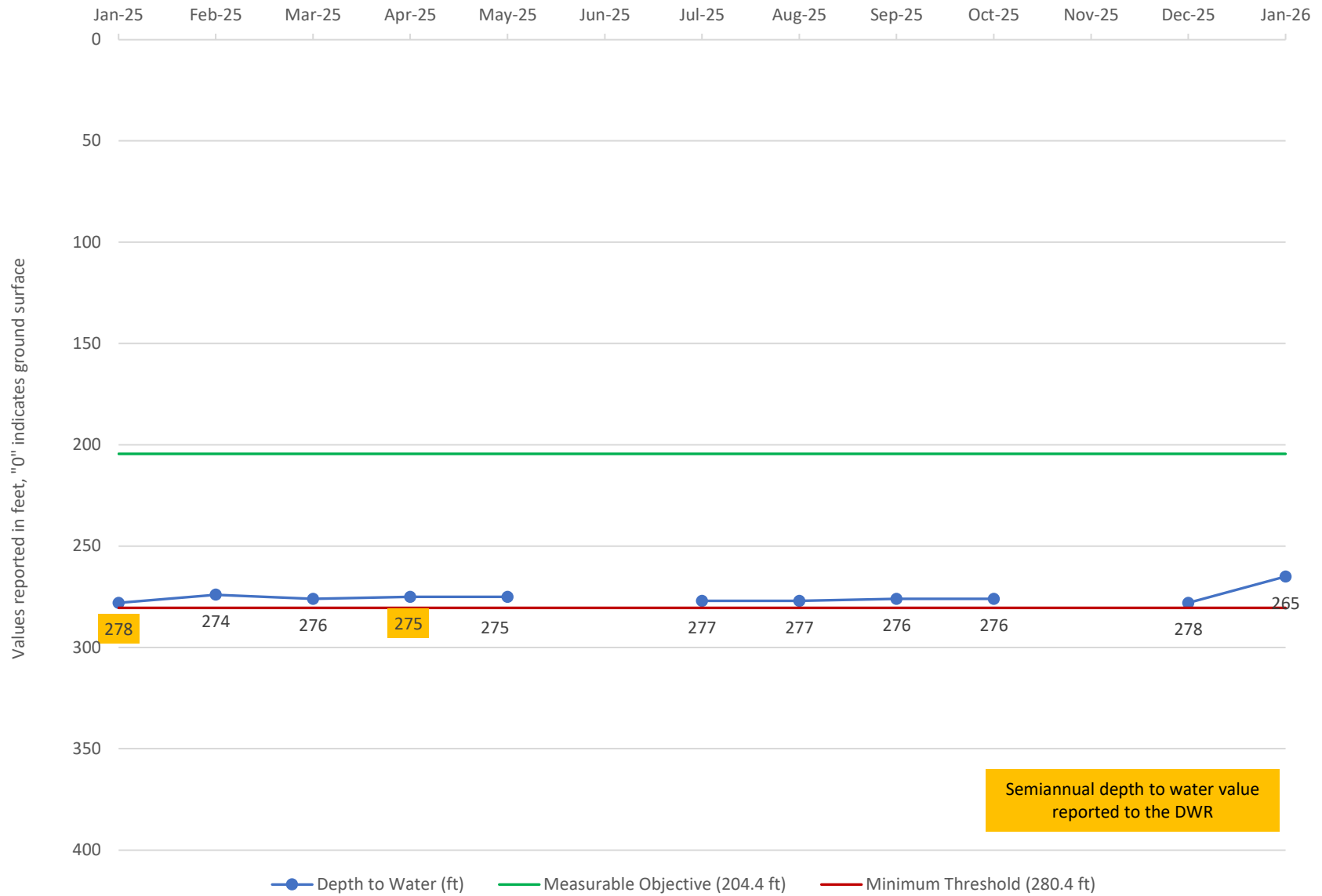
Kern River GSA Groundwater Monitoring Well - Short Term Data RMW-042 31S/26E-32B



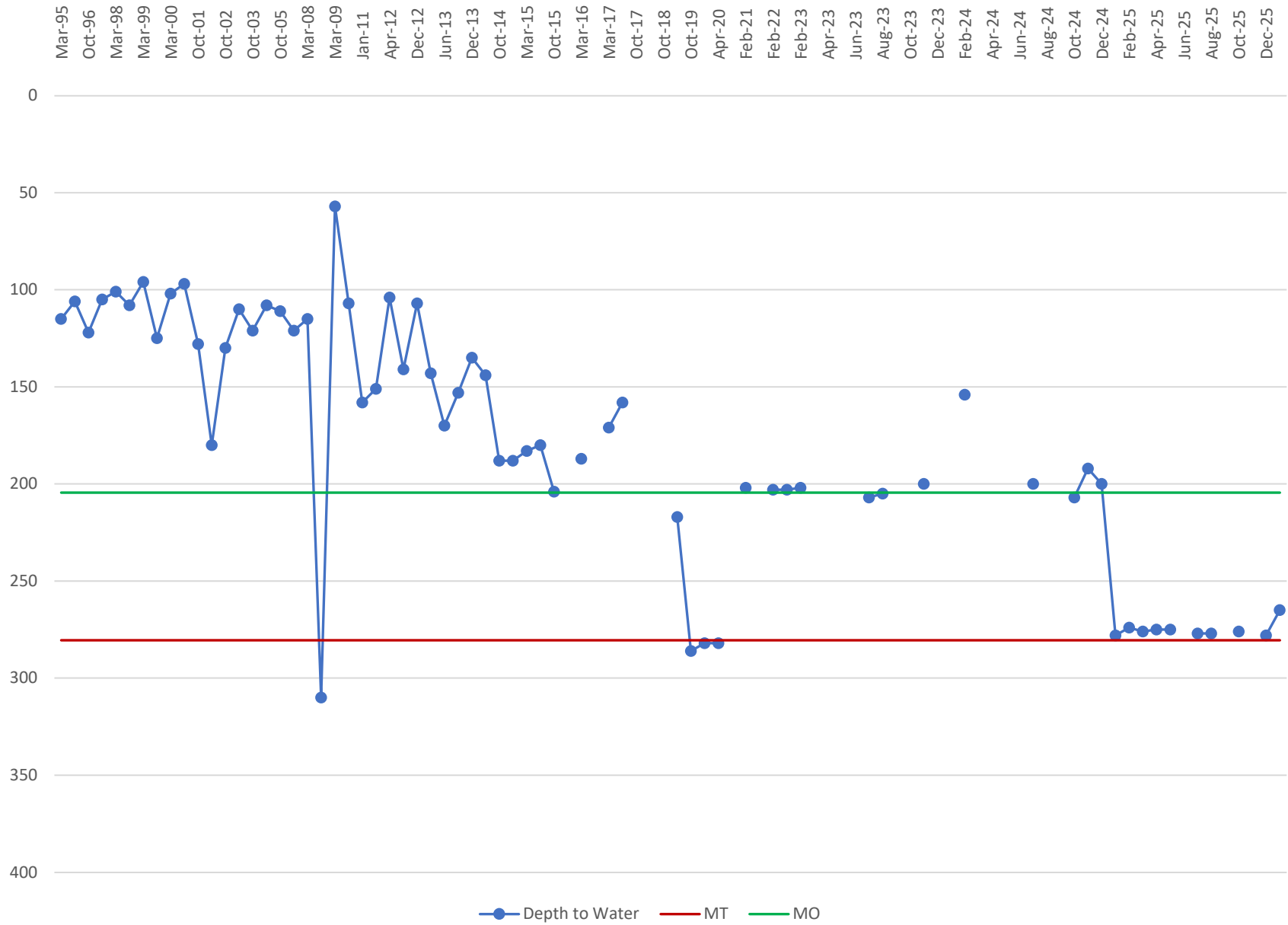
RMW-042 Long-term



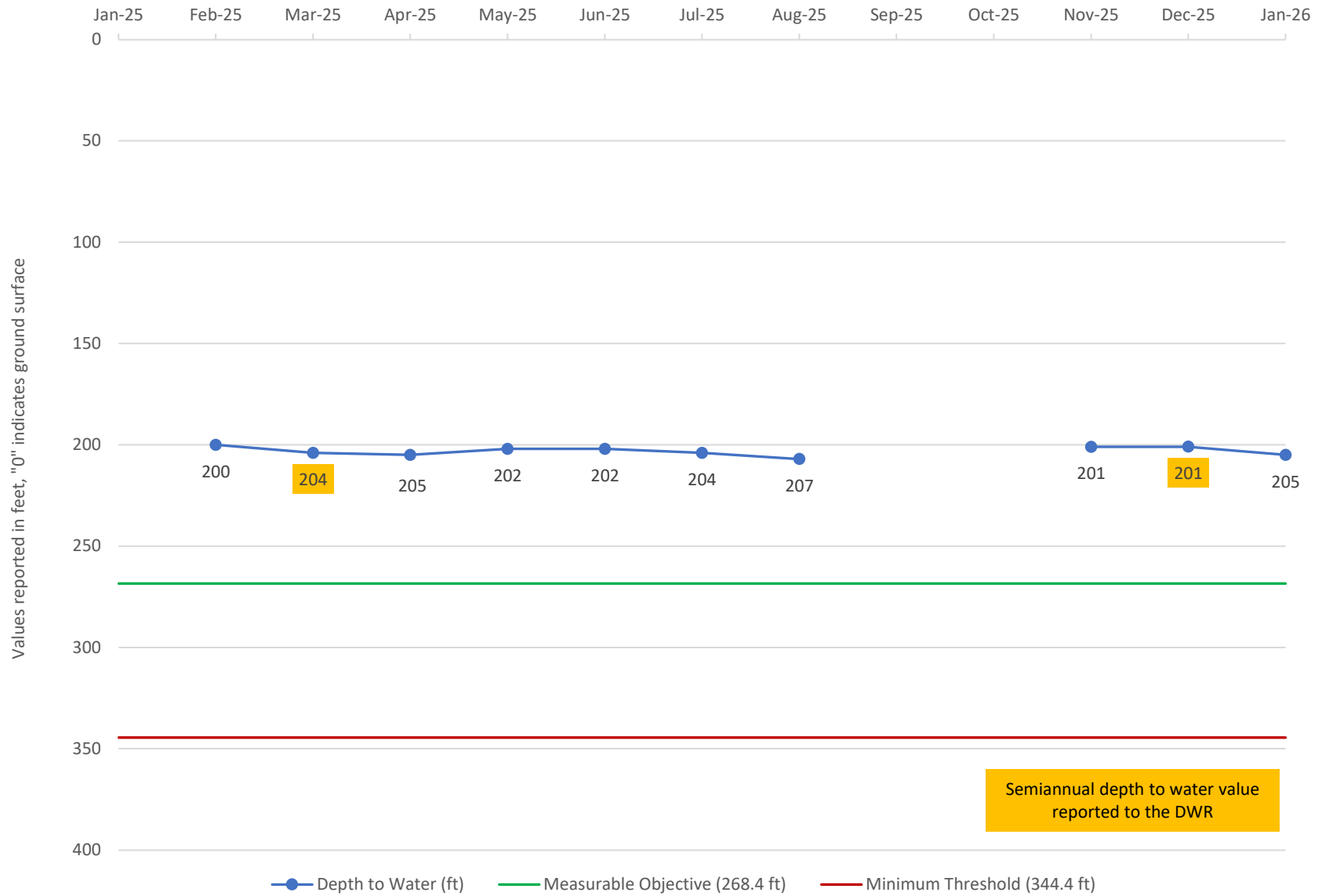
Kern River GSA Groundwater Monitoring Well - Short Term Data RMW-192 31S/28E-20D



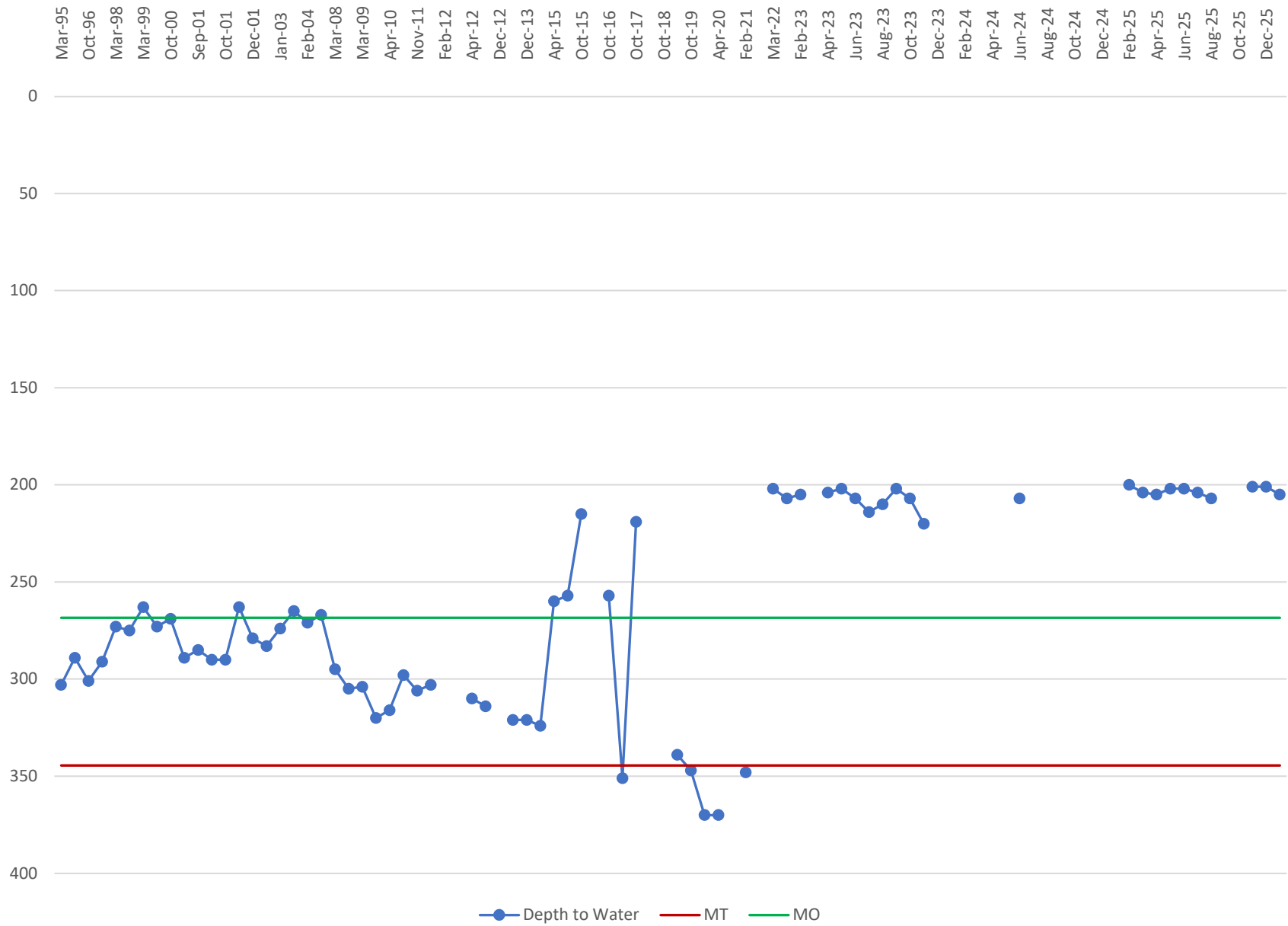
RMW-192 Long-term



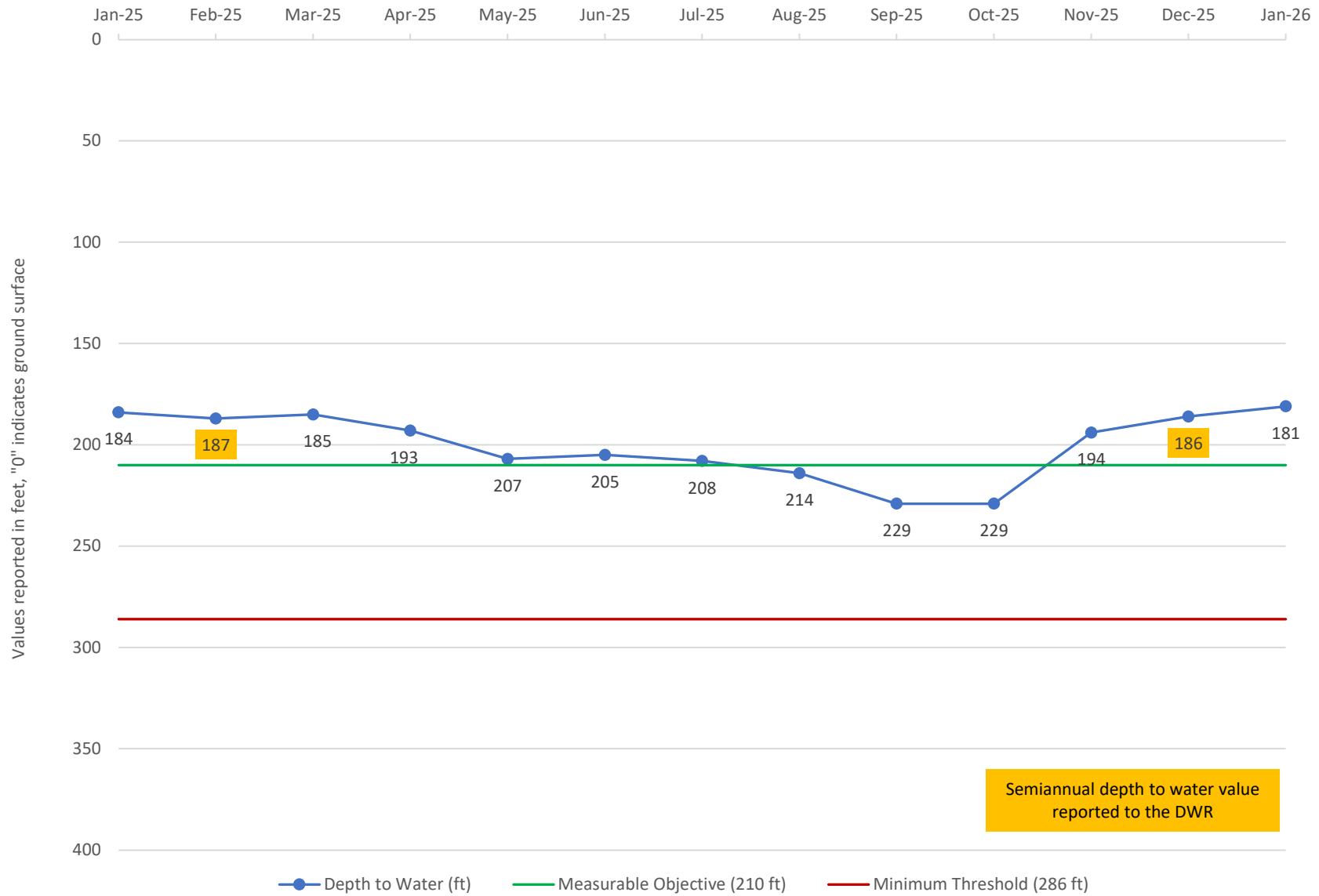
Kern River GSA Groundwater Monitoring Well - Short Term Data RMW-193 31S/29E-28C



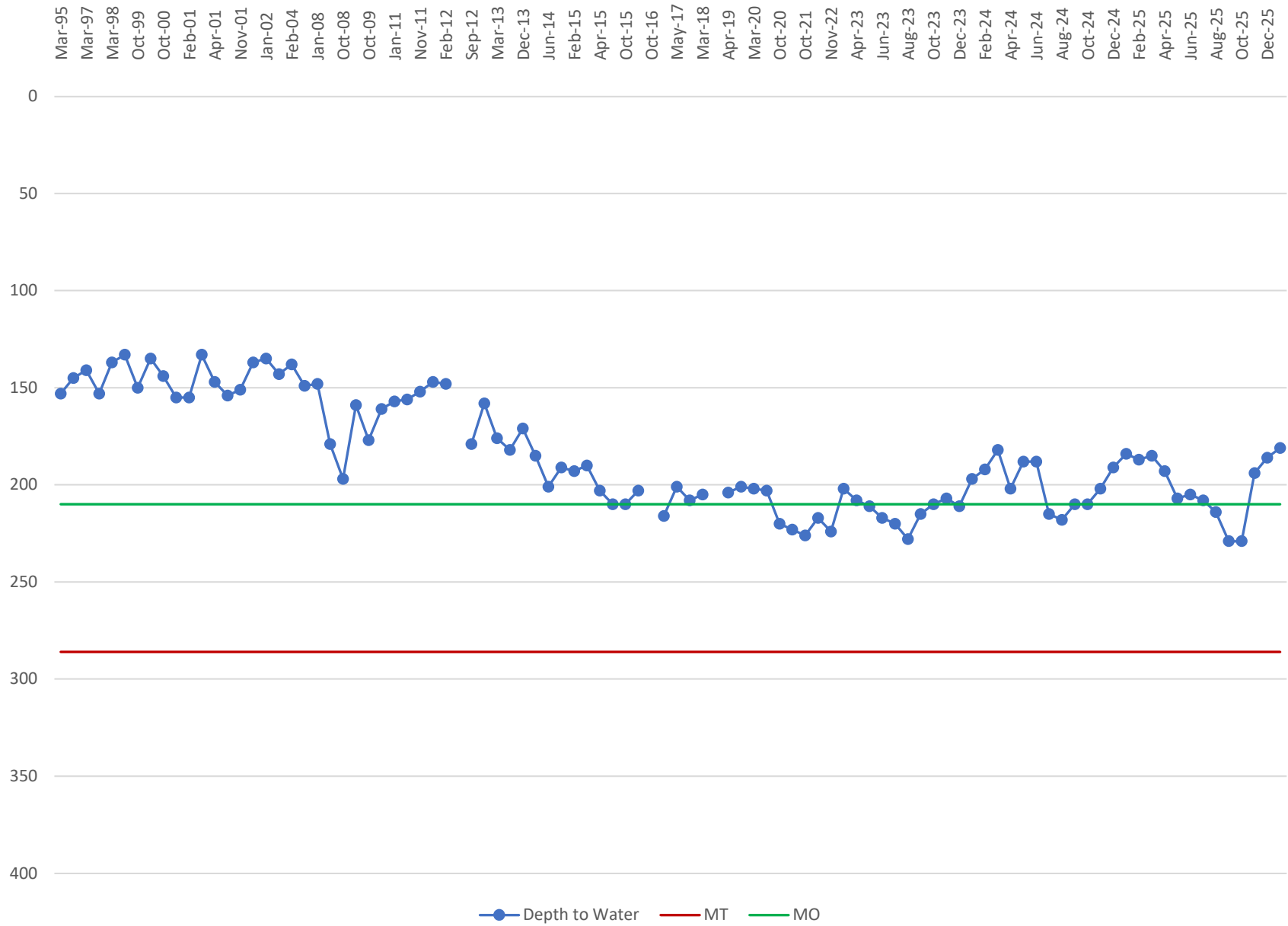
RMW-193 Long-term



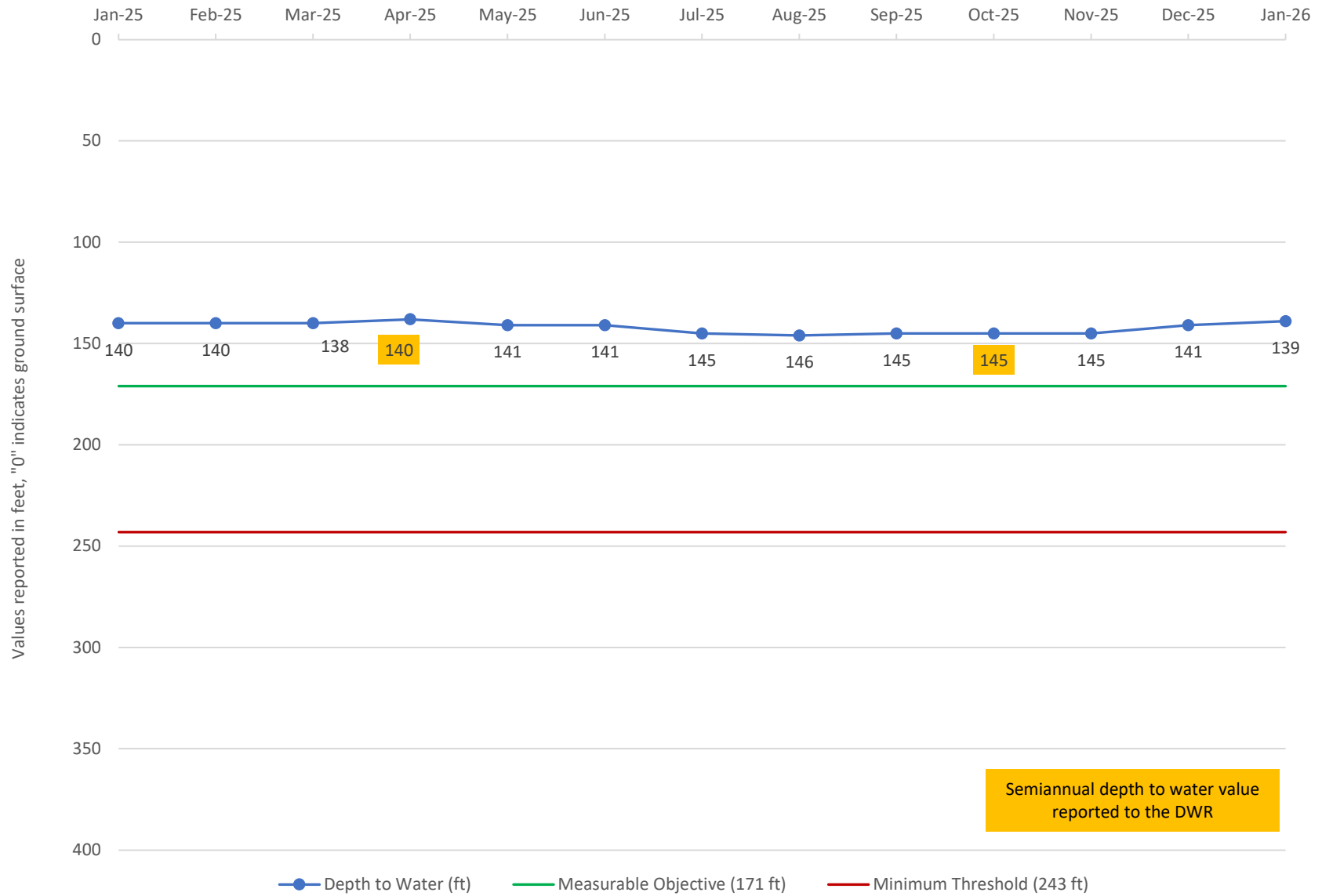
Kern River GSA Groundwater Monitoring Well - Short Term Data RMW-195 31S/27E-07B



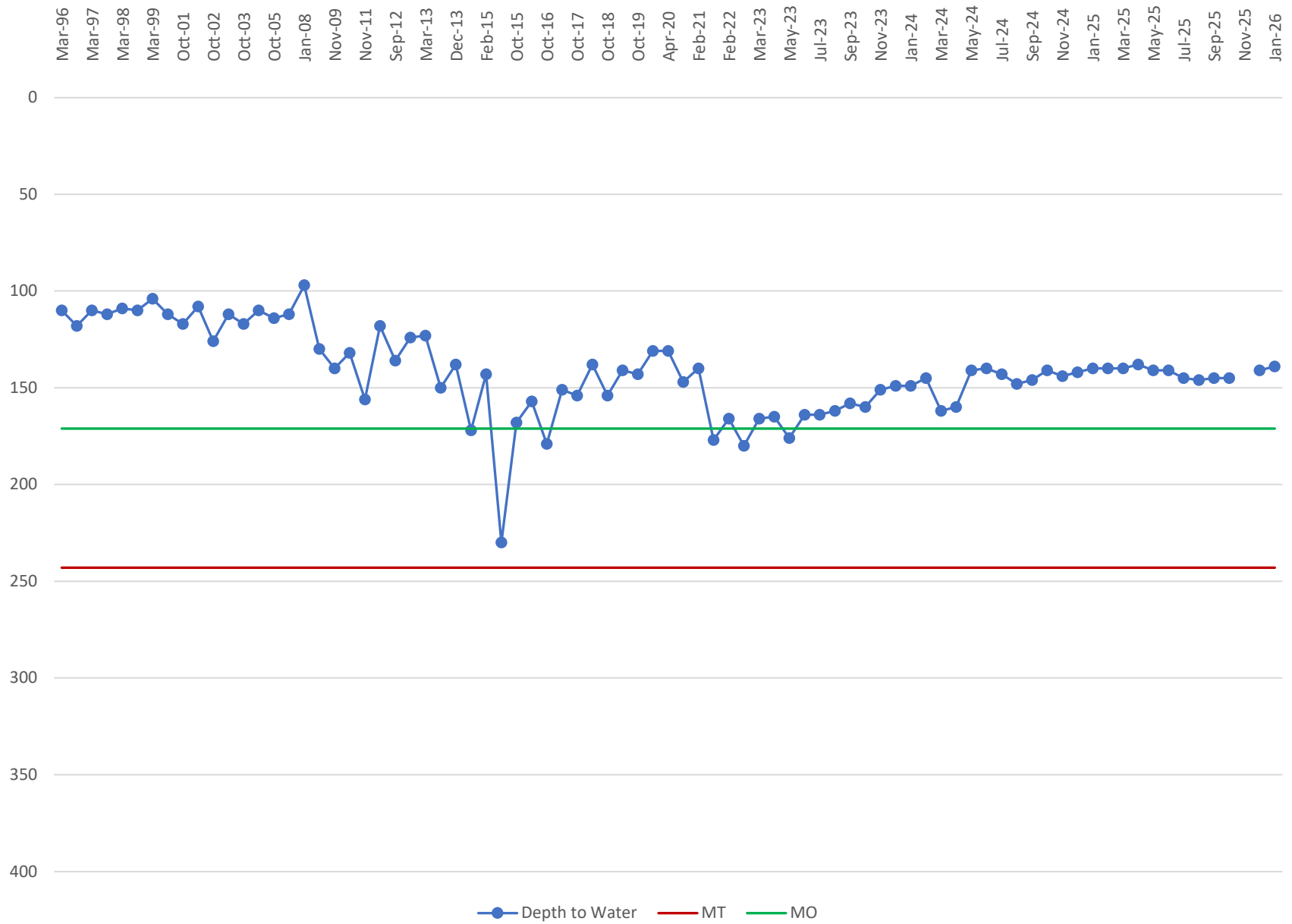
RMW-195 Long-term



Kern River GSA Groundwater Monitoring Well - Short Term Data RMW-196 31S/27E-12Q



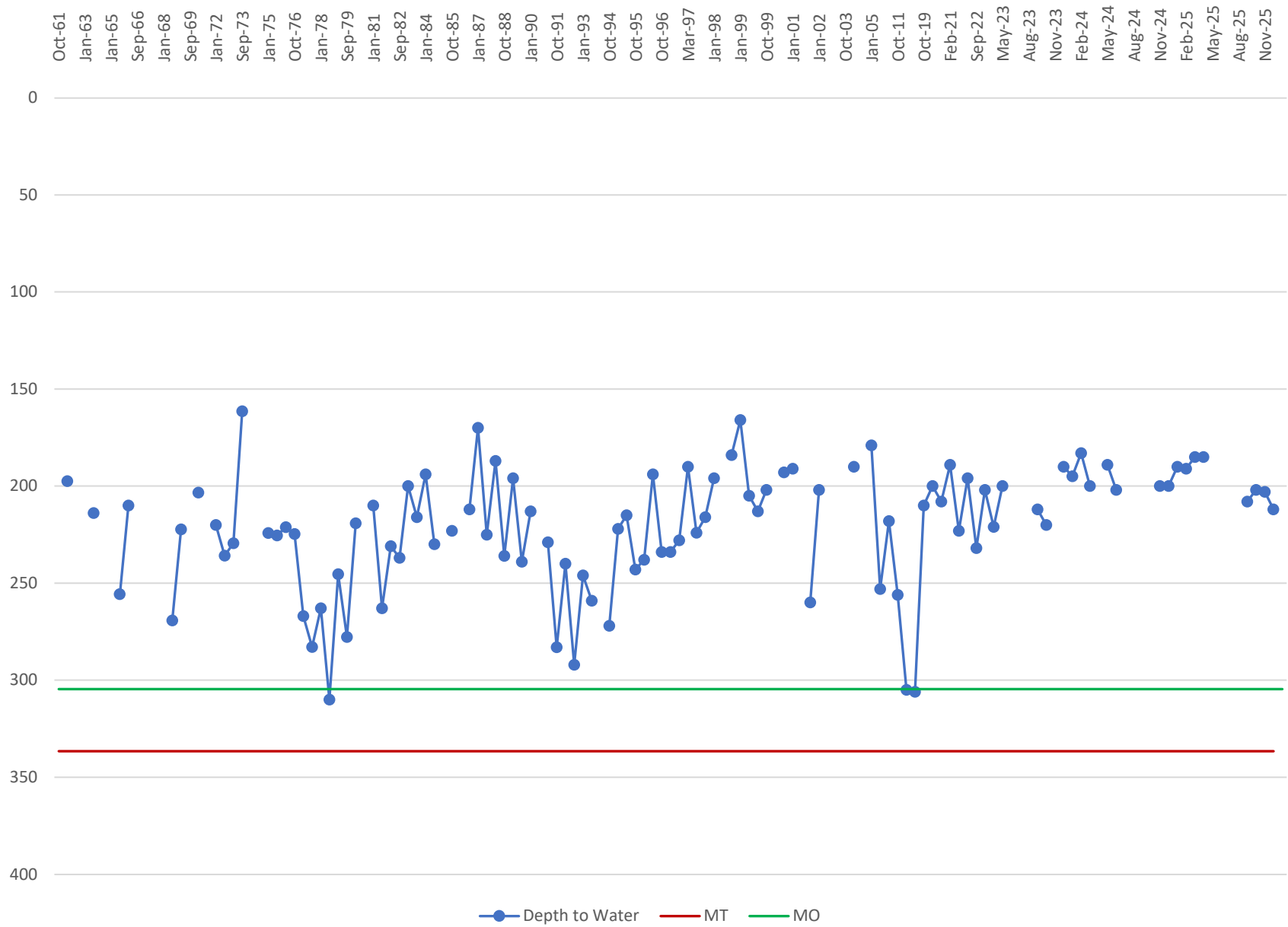
RMW-196 Long-term



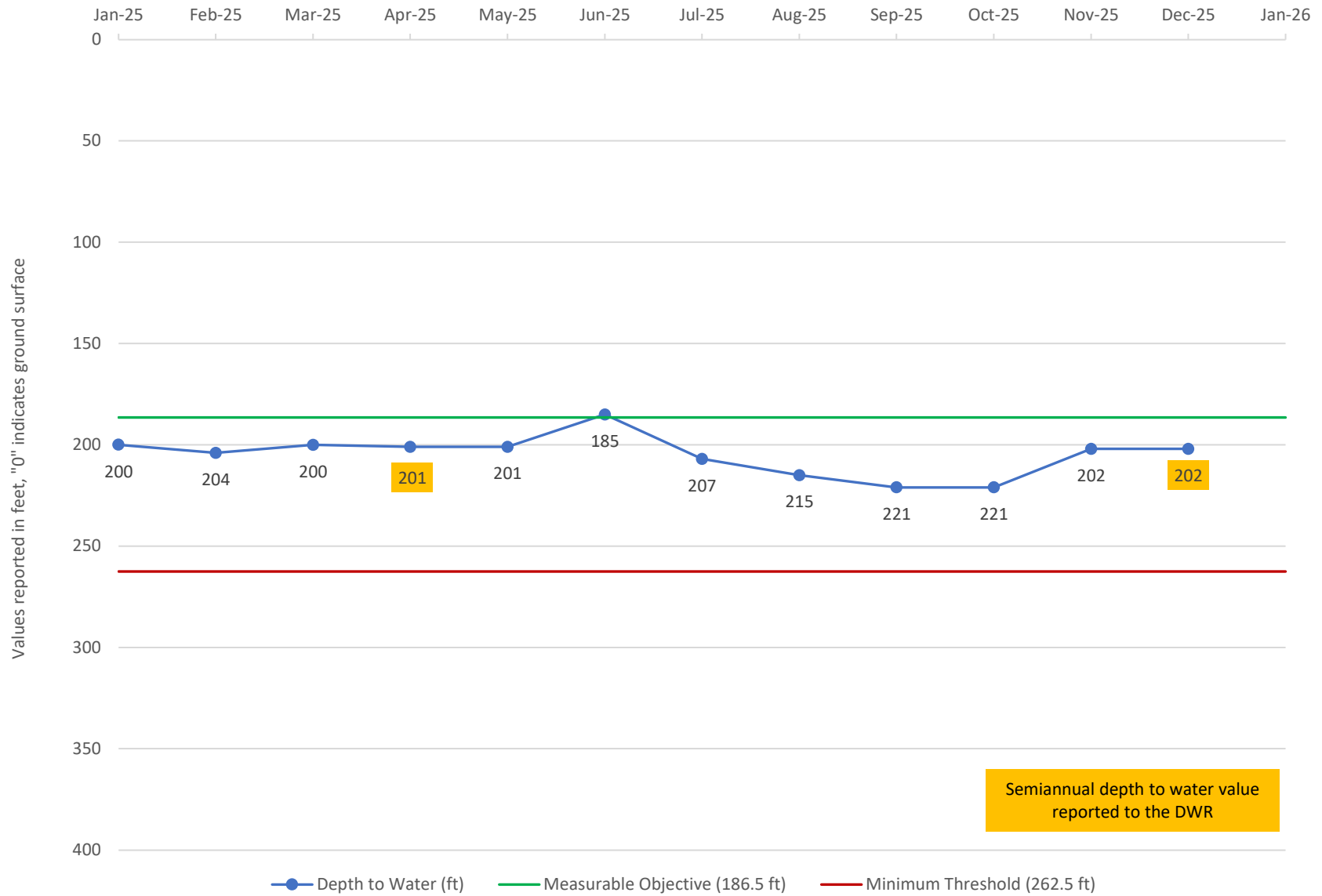
Kern River GSA Groundwater Monitoring Well - Short Term Data RMW-197 32S/28E-01P



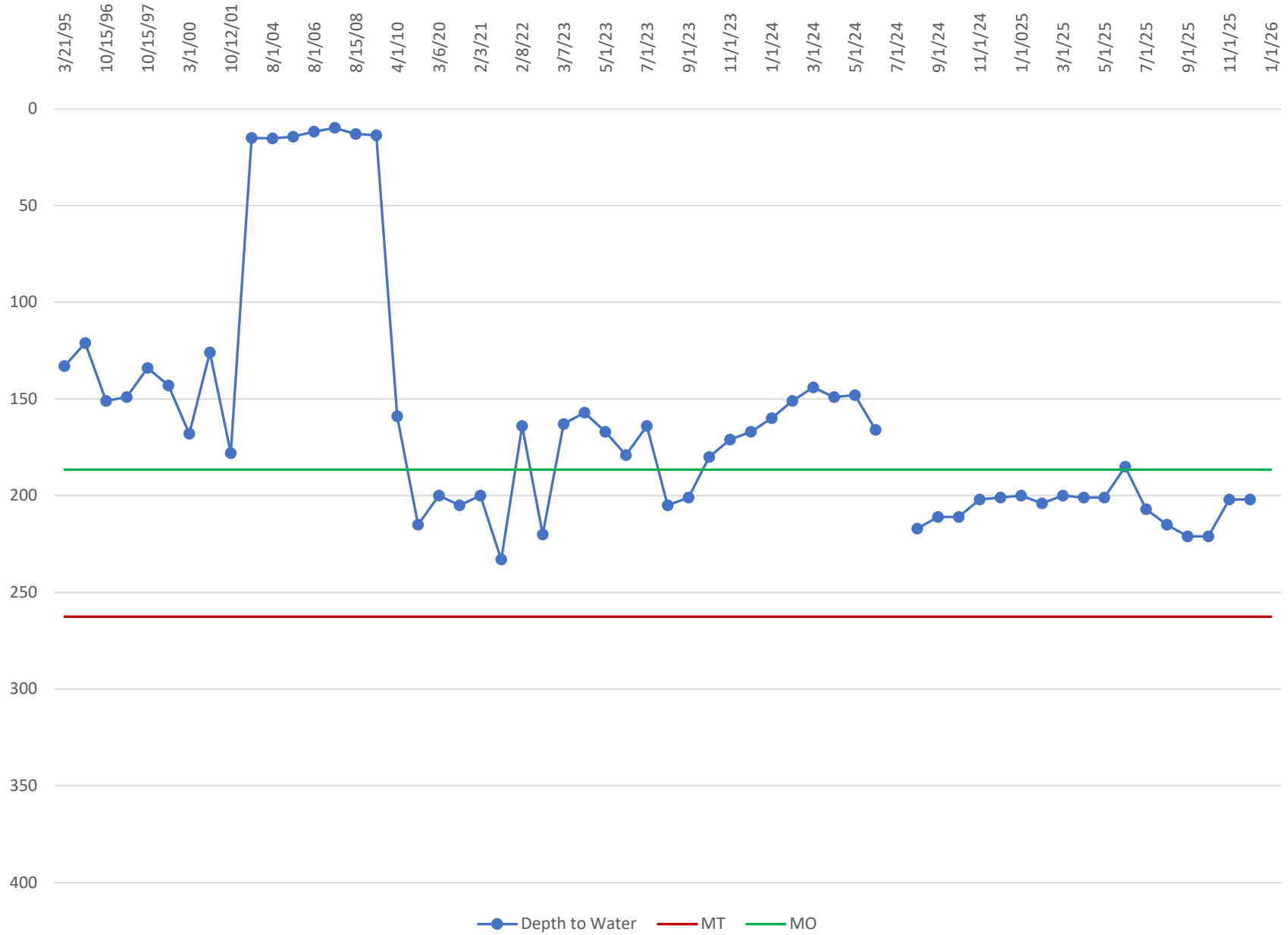
RMW-197 Long-term



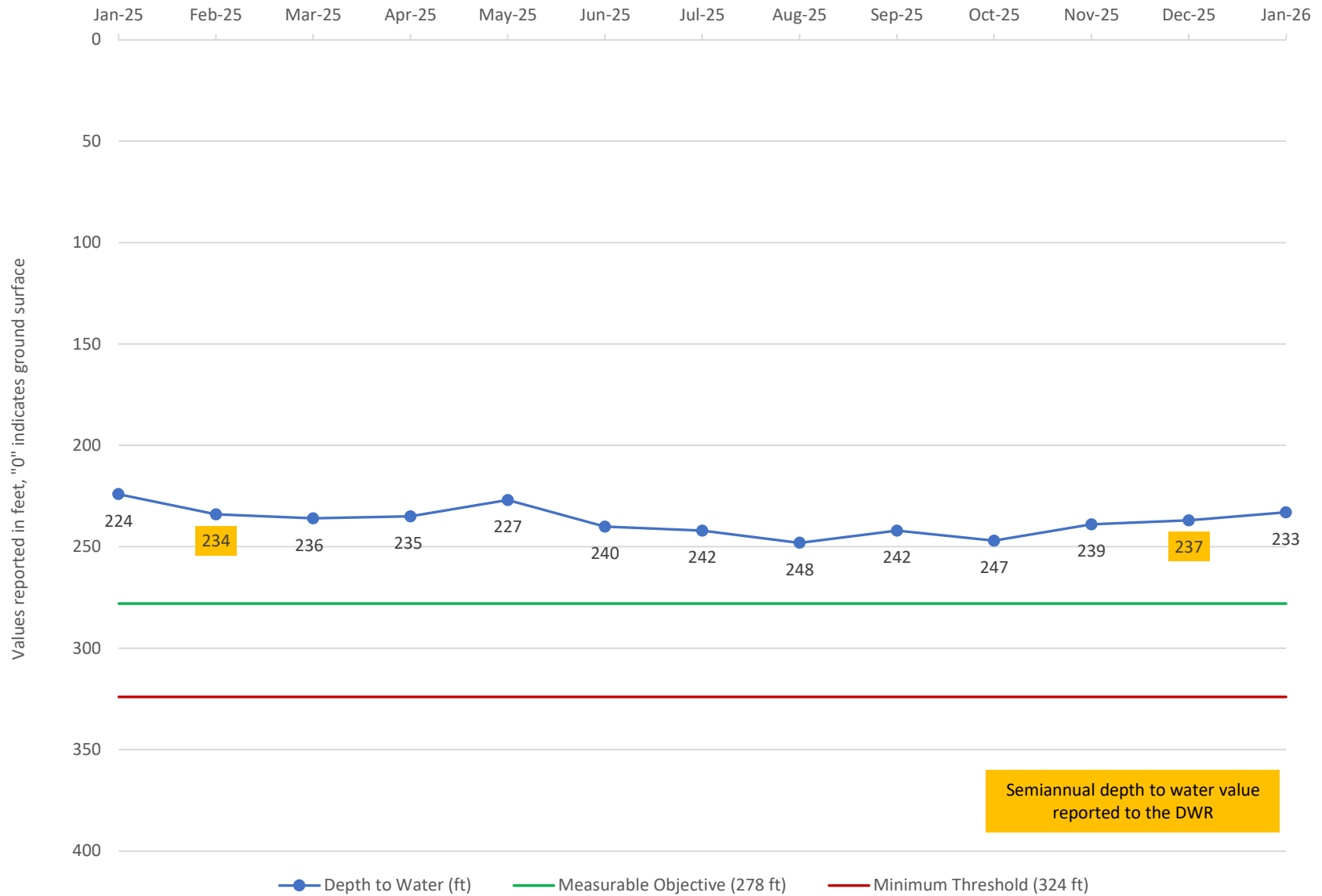
Kern River GSA Groundwater Monitoring Well - Short Term Data RMW-200 32S/27E-N



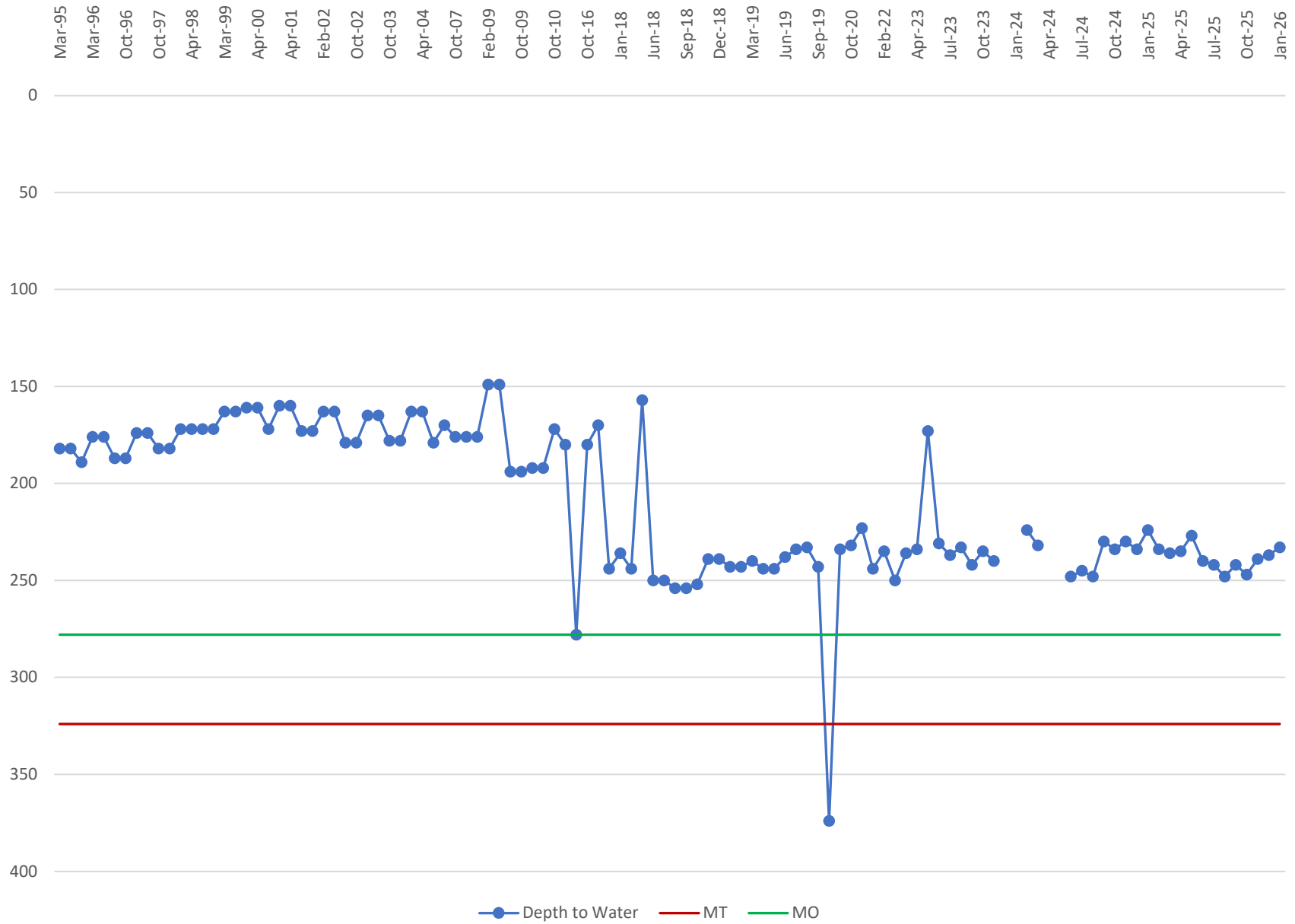
RMW-200 Long-term



Kern River GSA Groundwater Monitoring Well - Short Term Data RMW-216 30S/28E-29B

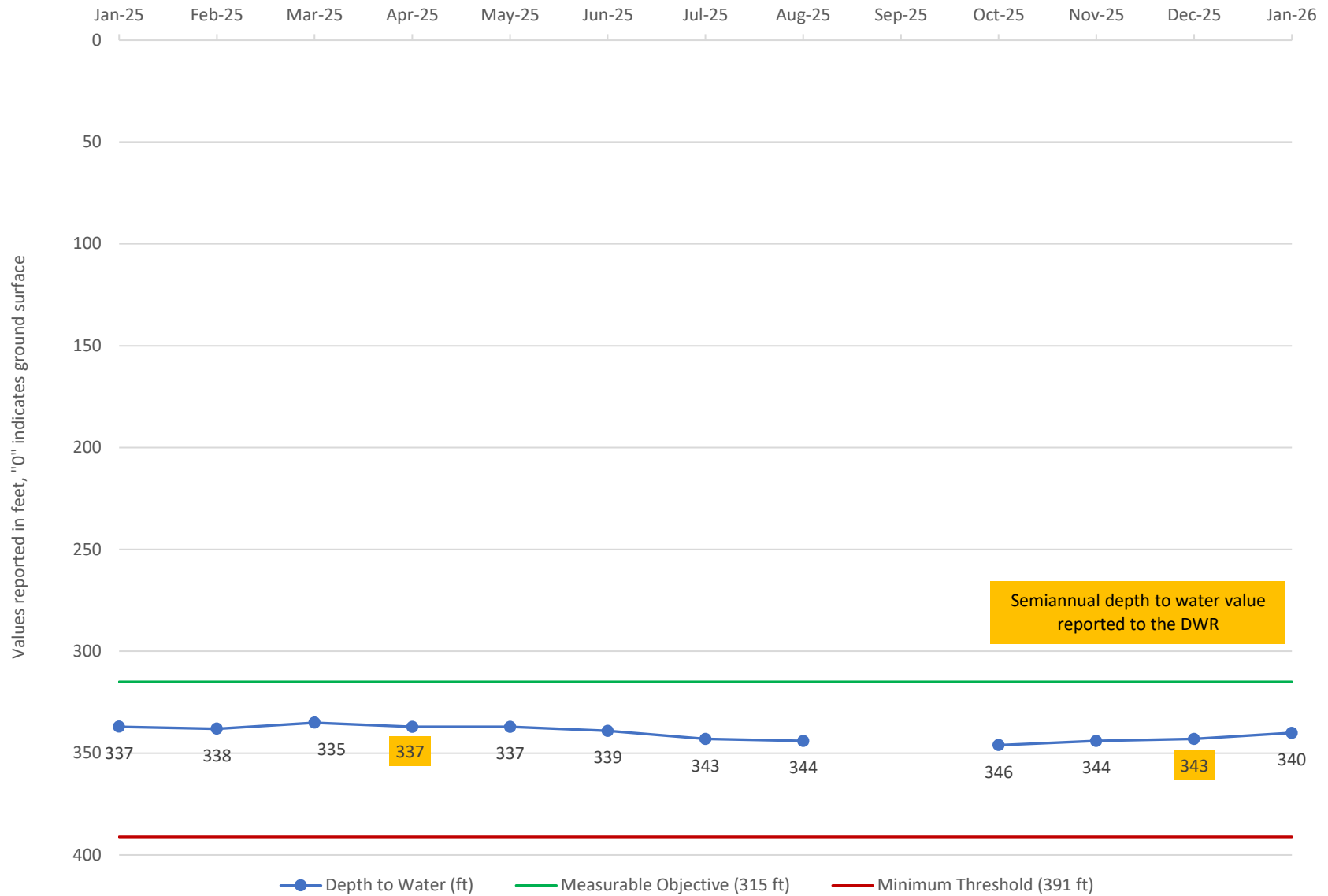


RMW-216 Long-term

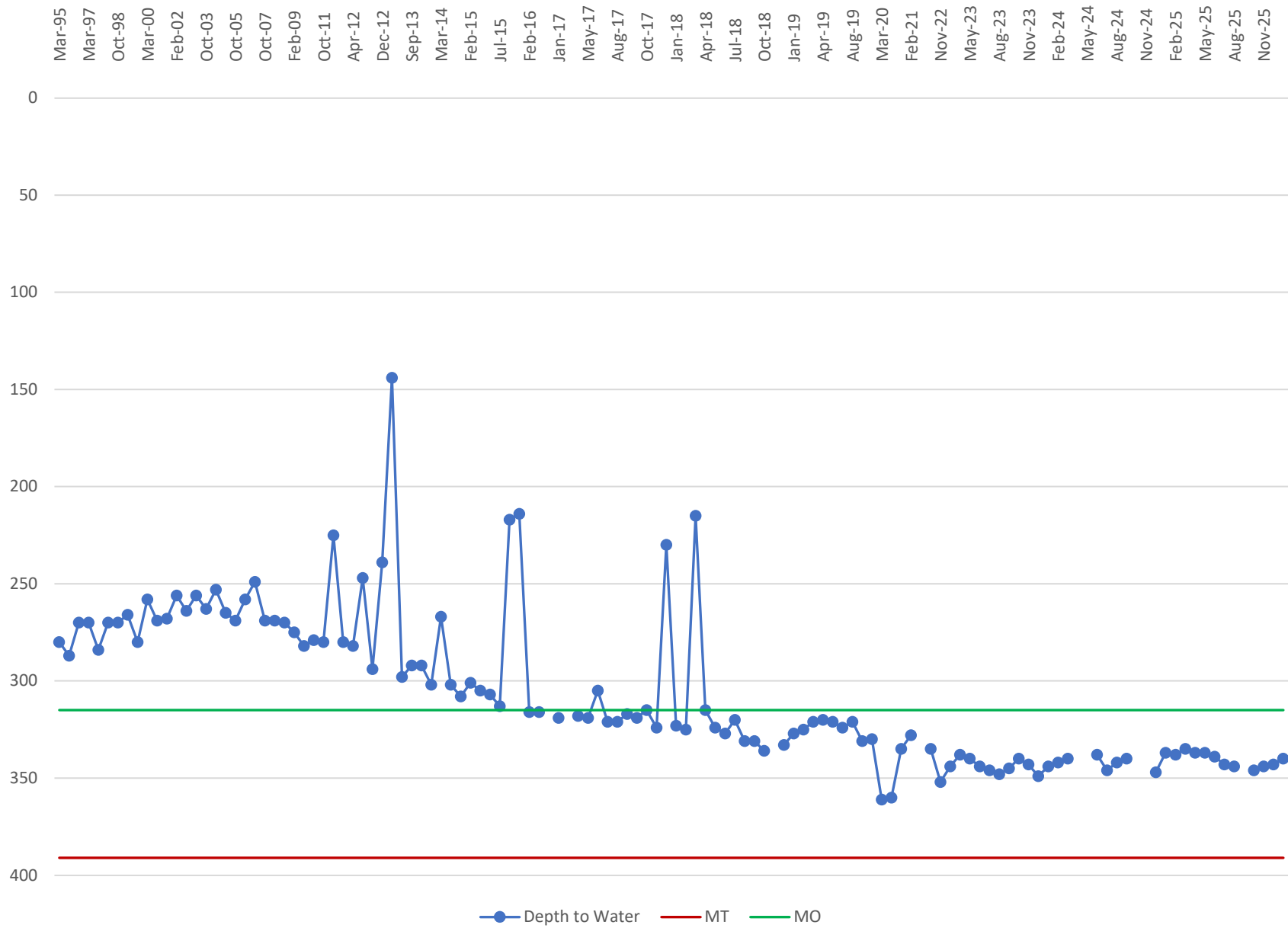


[BACK](#)

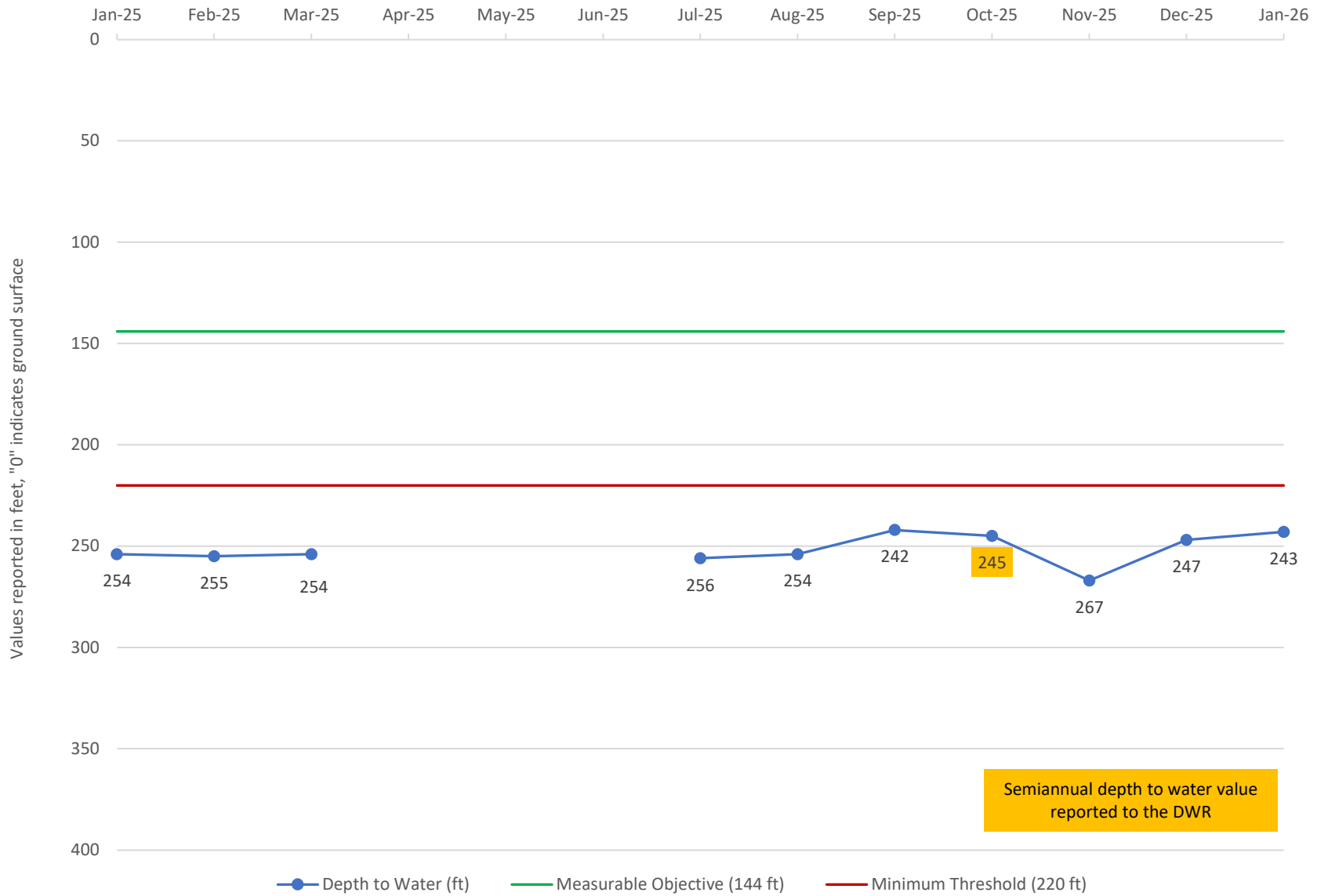
Kern River GSA Groundwater Monitoring Well - Short Term Data RMW-217 30S/29E-31C



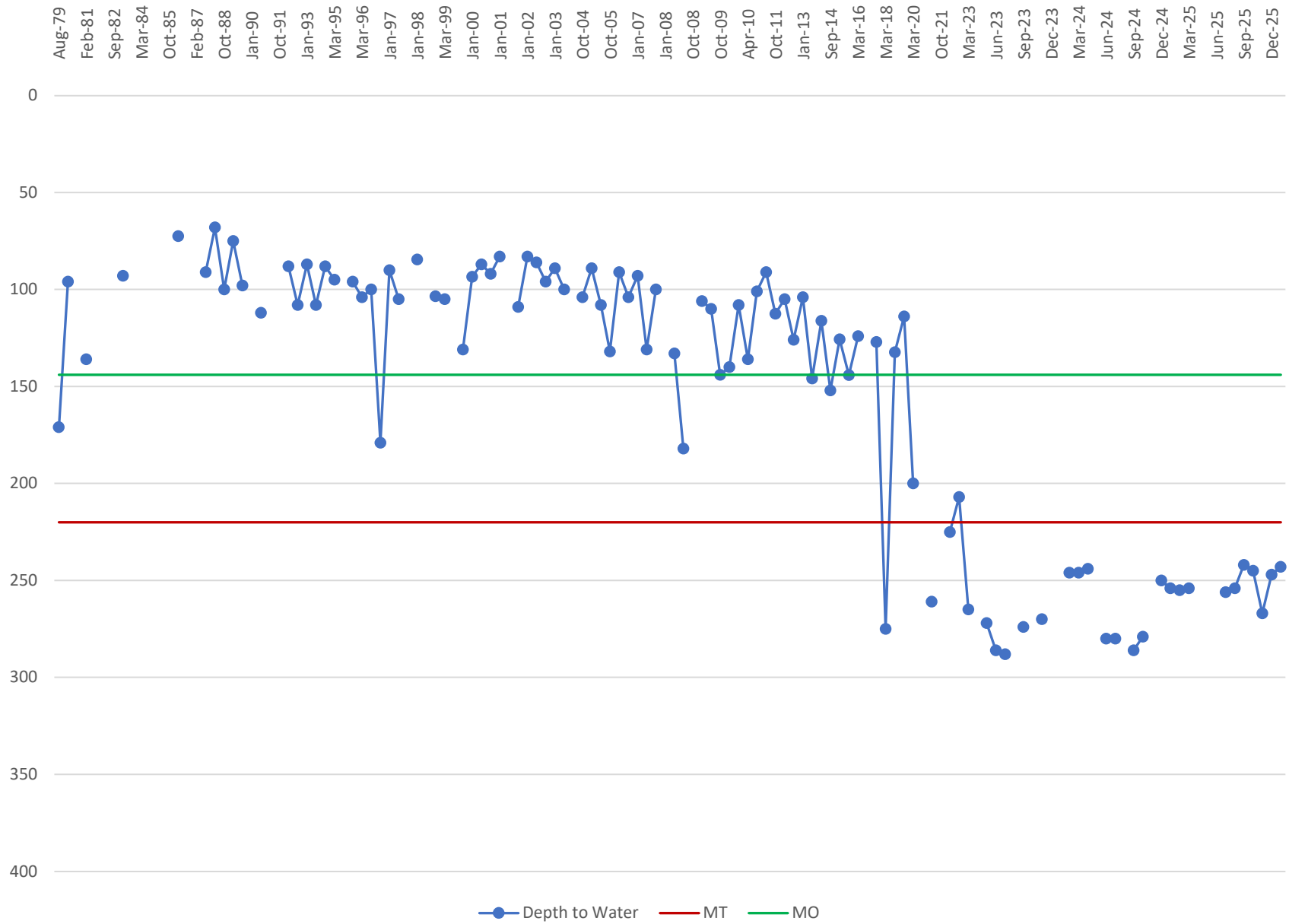
RMW-217 Long-term



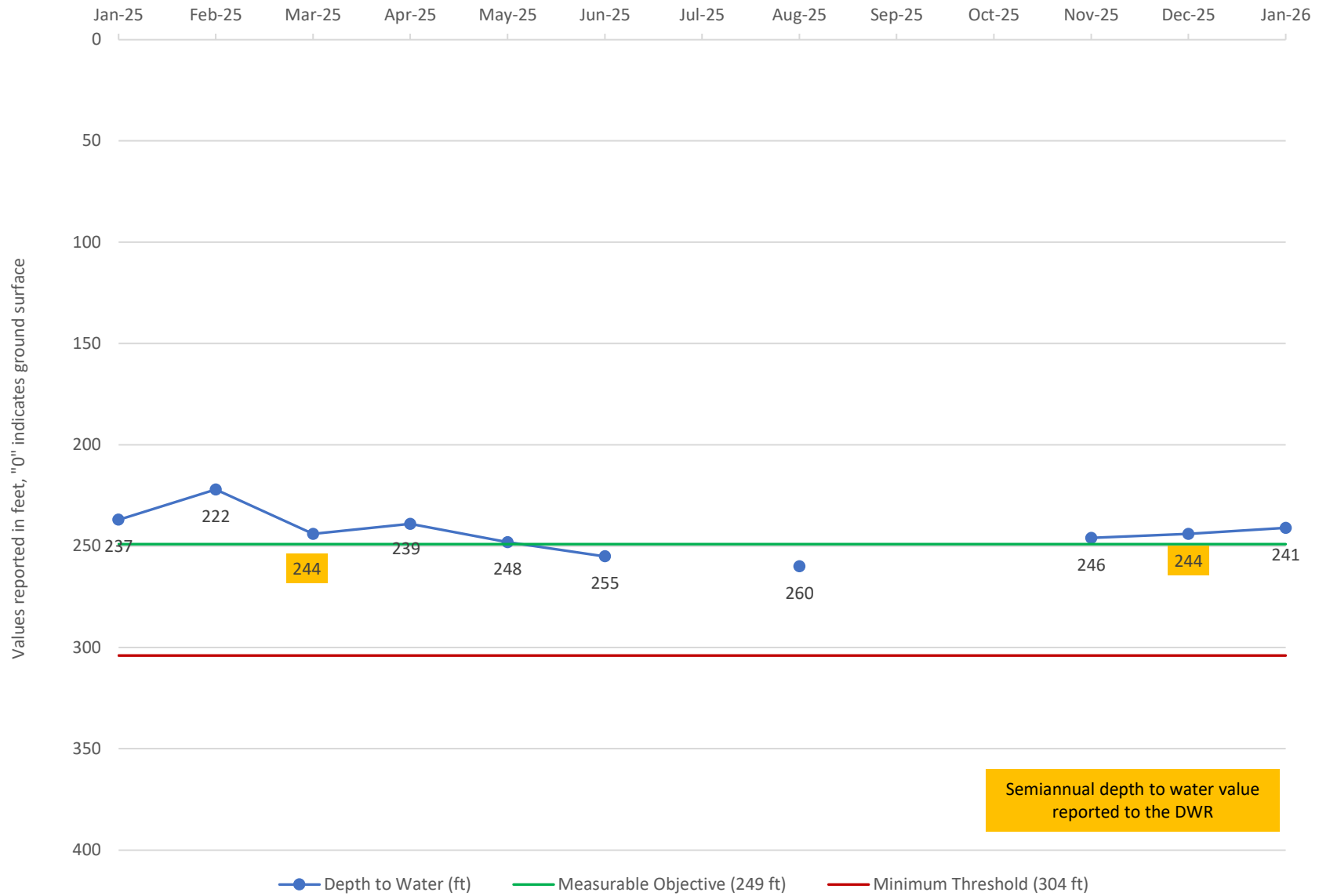
Kern River GSA Groundwater Monitoring Well - Short Term Data RMW-218 31S/27E-33K



RMW-218 Long-term



Kern River GSA Groundwater Monitoring Well - Short Term Data RMW-219 31S/28E-14D



Tab VI





[Donate](#)

ADVERTISEMENT



2026 KERN COUNTY WATER SUMMIT

THURSDAY, MARCH 5TH, 2026

DIGNITY HEALTH THEATER, BAKERSFIELD

WWW.WAKC.COM/UPCOMING-EVENTS FOR MORE INFORMATION

Invasive critters “musseling” in on valley waterways as managers struggle to stop the spread

BY LISA MCEWEN • [NEWS](#) • JANUARY 6, 2026



Listen to this article now

Powered by **Trinity Audio**

00:00



1.0x

05:08




dreaded, destructive golden mussel has become an urgent topic among San Joaquin Valley water agencies prompting near daily meetings on how to combat

the tiny mollusk that is clogging pipes and equipment from Stockton to Arvin.

"We're going to be dealing with this for the foreseeable future if not longer," said Johnny Amaral, chief operating officer of Friant Water Authority.

After golden mussels were discovered in the Arvin-Edison Water Storage District late last year, Friant did a top-to-bottom inspection of the southern reaches of the Friant-Kern Canal while water demands are low.



Crews looked under bridges, headgates, turnouts — every nook and cranny where the mussel could attach itself – blasting colonies with lethal hot water and scraping them off by hand while chemical solutions are researched.

Amaral said no mussels were discovered north of Arvin-Edison and that's how managers want it to stay.

Keeping the mussels out of Millerton Lake and the upper watershed of the San Joaquin River is essential to protect the entire Friant system, he said.



Golden mussels colonizing the inside of a water pipe. SOURCE: Presentation by Arvin-Edison Water Storage District

That may be difficult as the tiny invaders spawn multiple times a year and no large-scale filtration, chemical or other defense has been found. Part of the problem is, the mussels can detect caustic substances and, literally, clam up for two weeks or more until the chlorine or other lethal chemicals dissipate, according to Samuel Blue, resource manager for Arvin-Edison.

California developed the [Golden Mussel Response Framework](#) outlining what's known so far about the mussels and how to slow their spread. And the Bureau of Reclamation said in a statement that it is "engaged in proactive surveillance, monitoring, and coordination activities" with other agencies.

But that's not been much help to water managers and farmers on the front lines.

"It is absolutely a big problem," said Jeevan Muhar, manager of Arvin-Edison. "That's what the state and feds don't understand. They're used to dealing with bigger facilities (pipelines/canals) and we have smaller ones and feel more of an impact.

"We need a little more urgency."

After Muhar sent landowners in his district an “urgent notice” about the mussels on Dec. 23, he got a slew of calls.

“They just want to know what we’re doing and how this impacts them,” he said.

Arvin-Edison “wants to hit the mussels hard this winter,” he said, and will need cooperation from landowners to move water out of its system, which stretches over 170 miles of pipelines, forebays and standtanks.

He said districts also need immediate financial help from state and federal agencies to eradicate the mussels from their infrastructure.

For now, though, the Department of Water Resources is focused on “providing informational assistance, conducting chemical treatment research and developing and implementing mussel mitigations at State Water Project facilities,” according to a DWR statement.

Eradication measures under review include ultraviolet radiation, sand, or other filtration systems, ozone treatment and using chemicals such as chlorine or copper sulfate, according to the statement.

DWR spokesman Gary Pitzer said copper sulfate “has been proven to be environmentally safe and effective at reducing golden mussel population without impacts to water quality or adverse effects on non-target species.”

The department has also successfully used UV disinfection systems to kill mussels at the larval stage.

But as Arvin-Edison has discovered, chemical treatment is required at “higher concentrations for longer durations than (Quagga and zebra) mussels,” according to the DWR statement.

And none of the techniques is being studied with the large volumes of water that pass through state and federal systems.

Eric R. Quinley, general manager at Delano-Earlimart Irrigation District, hopes to see a much stronger response.


“The last water user is always the growers and they have the smallest diameter pipes. So they need protection up and down the Friant system. I can only imagine the havoc they will wreak on a small pipe or microirrigation system.”

Quinley said his district has requested that all pumping from any other local river source cease until Friant has a complete treatment plan in effect.

“We recognize this may cause a water supply impact for some, but Delano-Earlimart or any contractor that is reliant on the Friant-Kern Canal doesn’t have the luxury to expose its system to a potentially damaging invasive species.”

With allocation season beginning in February, and the potential for excess stormwater to be released from Millerton Lake, Amaral said Friant’s goal is to balance treatment with the need to deliver water when districts order it.

“We have to be nimble and responsive. In the SGMA era, that water is very much needed,” he said, referring to the Sustainable Groundwater Management Act, California’s landmark groundwater law passed in 2014.



An acoustic doppler current profiler is shown clean of golden mussels in Oct. 2024, right, then infested in August 2025, left. SOURCE: Department of Water Resources



BOARD OF DIRECTORS

Rodney Palla, *President*
Joey Mendonca, *Vice President*
Richard Tillema, *Secretary*
Kevin Antongiovanni, *Treasurer*
Fred Garone
Ross E. Spitzer
Robert Fanucchi
George Borba
John Kaiser

501 TAFT HIGHWAY
BAKERSFIELD, CALIFORNIA 93307-6247
TELEPHONE (661) 834-4656
FAX (661) 836-1705

OFFICERS & STAFF

Steven L. Teglia
General Manager
Chris Bellue
Assistant General Manager
Bryan C. Duncan
Controller
Richard Iger
General Counsel
McMurtrey, Hartsock & Worth
Special Counsel

January 7, 2026

To: Kern Delta Water District Water Users

Subject: 2026 Water Applications

To ensure Kern Delta Water District (KDWD) has accurate information on file for all water users, KDWD requires completed Water Application forms to be submitted annually. This includes obtaining owner and lessee signatures for 2026. It is important to verify all information is correct as KDWD uses this information to calculate proration distribution for the year, if necessary. After completing your application(s) please return to the District Office on or before March 31, 2026.

Please note: If you are unable to obtain owner signatures, you are still required to submit a 2026 Water Application, which is completed to the best of your ability. A 2026 Water Application is required to be on file with the District by March 31, 2026. Failure to do so may result in a hold on any water order pending receipt of a 2026 Water Application.

To assist in this process, KDWD has included two resources on our website that you may find helpful. The first is a fillable Water Application Contact Authorization form (cover page), which can be accessed by hovering over the Water Order Policy Menu Tab located at the top of the page. The second is a glossary of codes utilized, primarily by District Staff, in Water Applications.

In addition, as part of our ongoing commitment to providing water users with a more streamlined and efficient way to manage their accounts, we encourage you to sign up for and use our District Customer Portal. Portal users can view account information, place water orders, as well as make payments securely and conveniently. Contact District Staff for more information.

Subscribe to our weekly email newsletter to follow water updates as well as other relevant information. You can easily sign up for our newsletter at www.kerndelta.org.

Any questions or concerns can be directed to the Operations Department at (661) 834-4653.

Sincerely,

Steven L. Teglia
General Manager
Kern Delta Water District

Enclosures – 2025 Water Application(s), Portal Registration Guide

Steven Teglia


From: Water Association of Kern County <jenny@wakc.com>
Sent: Tuesday, January 6, 2026 6:46 AM
To: Steven Teglia
Subject: Water Summit Registration Now Open

Cybersecurity Advisors

Warning: The sender jenny@wakc.com might be a spam sender.

Block as Spam Not a Spam Sender

powered by Graphus®



WAKC Water Summit registration now available

Registration now open for the 2026 Kern County Water Summit,
Thursday March 5th.

Join us for a day filled with key water issues impacting Kern County and California. You can expect a full day of speakers, trade show and cocktail hour.

Tentative Agenda- subject to change

7:30 am Doors Open/ Check In, Breakfast/Trade Show
8:00 am Opening Remarks
8:30 am A train that left the station, Golden Mussels
9:00 am Laying the tracks, Subsidence
10:00 am Trade show break
10:30 am Where is the train headed, Weather Trends
11:30 am Keynote: Secretary Yana Garcia, Cal EPA

12:15 pm	LUNCH- Trade Show
1:00 pm	The downhill journey, looking back on the little SGMA engine that could
2:00pm	How to keep momentum forward, How state and federal govt work together
2:45 pm	I thought I could, I thought I could. Closing Remarks
3pm	Cocktail Hour- Trade Show

REGISTER NOW!



2026 KERN COUNTY WATER SUMMIT

THURSDAY, MARCH 5TH, 2026

DIGNITY HEALTH THEATER, BAKERSFIELD

Sponsor Form



follow @water4kern on social and stay connected





To: Kern Delta Water District Board of Directors

From: Steven Teglia – General Manager

Date: January 20, 2026

Re: Agenda Item VI B. – External Agency Report

RECOMMENDATION:

Receive report, informational item only.

DISCUSSION:

Staff participates in / monitors multiple external agency meetings monthly. Below is a summary including items of note from the various meetings:

Kern County Water Agency:

- The KCWA Board met December 17, 2025.
- Next regular meeting will be January 22, 2026.
- Update on Water Transfers, Exchanges, and Purchases.
- Division 4 Board Appointment – Tamara Johnson.
- Update on Delta Conveyance Activities (see schedule attached).
- Update on CVC and Pioneer Operations.
- 2026 allocation for SWP – 10%.
- Summary of groundwater and overdraft correction accounts (attached).

Member Unit Manager Meeting:

- The Member Unit Managers met January 8, 2026.
- Update regarding Golden Mussels (now in CVC).
- Water system revenue bond surcharge debt services billing project update.
- Update on Healthy Rivers and Landscapes.
- Lower River Program expired December 31, 2025.
- Update on SWP Subsidence.
- Update DWR Debt Service Billing Project.

Kern Fan Authority:

- The KFA met November 17, 2025.
- 2025 Water Supply.
- Review of KCWA Board agenda.

- Pioneer Project.
- Local SGMA activities.
- Other activities (IRWMP/CVSALTS).

Kern River Groundwater Sustainability Agency (KRGSA):

- The KRGSA met January 8, 2026 (agenda attached).
- Basin Coordination Committee update.
- Review of subbasin cost share options.
- Basin-wide scopes of work and cost share approval.
- Approval of 2026 meeting calendar.

Kern Non-District Land Authority (KNDLA):

- The KNDLA met December 15, 2025 (agenda attached).
- Basin Grant Administration Update
- Financial reports.
- Landowner outreach report.
- Kern County Well Permit discussion.
- KNDLA Managers Ad Hoc.
- Kern County Participation update.
- KNDLA meeting scheduled for 4th Monday of the month.

Kern River Watershed Coalition Authority (KRWCA)(ILRP):

- The KRWCA January meeting was canceled.
- Kern Water Collaborative Update – Nitrate Control Program Management Zone.
- Membership Update.
- On Farm Drinking Water Well reports due Dec. 31, 2025 (BC Labs removed / BSK Labs added).
- Updates regarding the status of various reports.

South Valley Water Resources Authority:

- The SVWRA did not meet in December.
- Fish Friendly Diversion Demonstration Project update.
- Blueprint activity update.

Integrated Regional Water Management Plan (IRWMP):

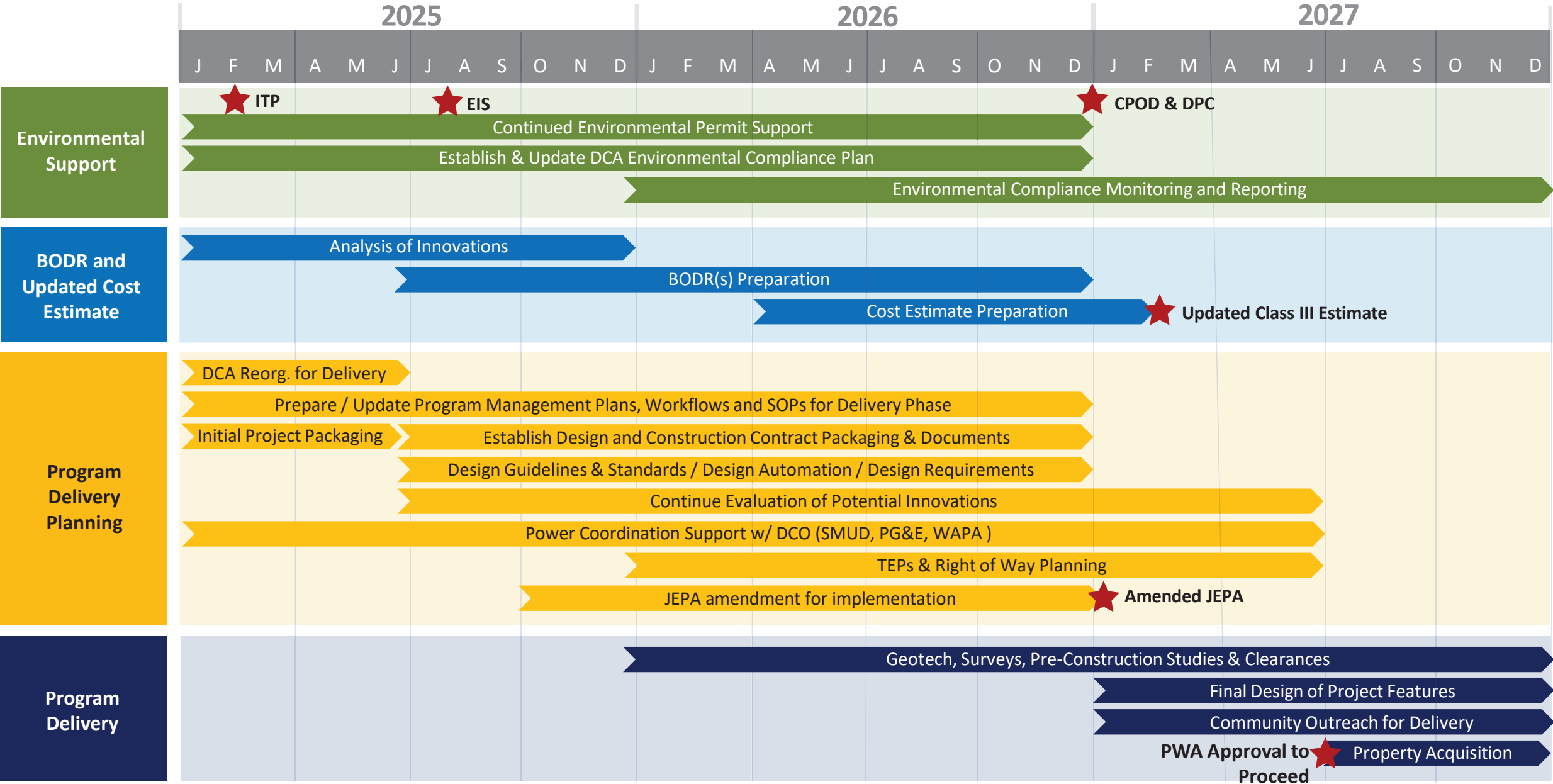
- No recent meetings.

Water Association of Kern County (WAKC):

- WAKC met November 5, 2025 (Annual Meeting Dinner)
- Approved new Board and Officers.
- Annual Water Summit – March 5, 2026

DCP Roadmap – Program Delivery

Attachment 1



**Kern County Water Agency
Estimated Summary of Groundwater Bank Accounts
As of November 30, 2025**

Preliminary - Subject to Revision

Quantities in acre-feet

District	Estimated Balance as of December 31, 2024	Estimated Balance as of November 30, 2025					
		Pioneer Property	2800 Acres	Pioneer Project Subtotal	Berrenda Mesa	Kern Water Bank	Total
Belridge WSD	99,075	90,835	6,752	97,587	4,091	0	101,678
Berrenda Mesa WD	108,485	70,576	5,093	75,669	34,164	0	109,833
Buena Vista WSD	44,154	42,065	2,678	44,743	0	12	44,755
Cawelo WD	0	0	0	0	0	0	0
Dudley Ridge WD	67,683	0	0	0	0	74,355	74,355
Henry Miller WD	18,181	18,181	0	18,181	0	0	18,181
Improvement District No. 4	243,891	46,028	9,661	55,689	0	188,202	243,891
Kern County Water Agency	193,841	112,124	62,392	174,516	3,499	17,958	195,973
Kern Delta WD	31,948	31,948	0	31,948	0	0	31,948
Lost Hills WD	95,342	69,860	22,683	92,543	3,394	0	95,937
Rosedale-Rio Bravo WSD	42,313	42,313	0	42,313	0	0	42,313
Semitropic WSD	261,931	33,164	169	33,333	0	246,803	280,136
Tehachapi-Cummings CWD	5,820	0	0	0	0	5,820	5,820
Tejon-Castac WD	64,610	2,552	1,289	3,841	0	61,755	65,596
Westside Mutual Water Co.	500,639	0	0	0	0	500,639	500,639
Wheeler Ridge-Maricopa WSD	252,713	26,629	6,522	33,151	5,743	227,556	266,450
Total	2,030,626	586,275	117,239	703,514	50,891	1,323,100	2,077,505

**Kern County Water Agency
Estimated Summary of Overdraft Correction Accounts
As of November 30, 2025**

Preliminary - Subject to Revision

Quantities in acre-feet

District	Estimated Balance as of December 31, 2024	Estimated Balance as of November 30, 2025				
		Pioneer Property	2800 Acres	Pioneer Project Subtotal	Berrenda Mesa	Kern Water Bank ^[1] Total
Buena Vista WSD	72,219	60,864	0	60,864	0	11,355
Henry Miller WD	90,206	63,106	375	63,481	2,584	24,141
Kern County Water Agency	55,030	35,356	7,121	42,477	0	12,553
Kern Delta WD	99,581	72,117	409	72,526	2,026	25,029
Rosedale-Rio Bravo WSD	236,702	179,013	5,120	184,133	3,220	49,349
Total	553,738	410,456	13,025	423,481	7,830	122,427
						553,738

^[1] Does not include purchase of 2011 4% reserve water.



Board Members:
Rodney Palla, Chair
Bob Smith, Vice-Chair
Gene Lundquist

KERN RIVER GSA SPECIAL BOARD MEETING

Thursday, January 8, 2026
10:00 a.m.

City of Bakersfield Water Resources Department
1000 Buena Vista Road, Bakersfield CA 93311
Large Conference Room

AGENDA

- 1. CALL TO ORDER**
- 2. ROLL CALL**
- 3. PUBLIC STATEMENTS**
- 4. APPROVAL OF MINUTES** of the November 6, 2025, Regular Board Meeting
- 5. NEW BUSINESS**
 - A. Correspondence Received (City Clerk, Maldonado)
 - i. SWRCB Letter dated December 8, 2025
 - B. Finance Updates (Loveless)
 - i. Receive and File Financial Report
 - C. Management Group Updates (Maldonado, Shryock, Teglia)
 - i. Basin Coordination Committee Updates
 - a. Kern Subbasin-wide Cost Share Options
 - b. Authorization to Participate in GSP Implementation basin-wide Cost Share
 - D. Approval of 2026 KRGSA Meeting Calendar
- 6. CLOSED SESSION**
 - A. Conference with Legal Counsel – **Potential Litigation**
 - i. Closed session pursuant to Government Code section 54956.9(d)(2),(e),(1)
- 7. CLOSED SESSION ACTION**

8. COMMITTEE COMMENTS

9. ADJOURNMENT

KERN NON-DISTRICTED LAND AUTHORITY

(FORMERLY KERN GROUNDWATER AUTHORITY)

3200 Rio Mirada Drive, Bakersfield, CA 93308
Special Meeting of the Board of Directors
December 15, 2025, 8:00 a.m.

To virtually attend the meeting and to be able to view any presentations or additional materials provided at the meeting, please join online using the link and information below:

<https://us02web.zoom.us/j/87916828311?pwd=MXovFd9w4lFdX8AnOTJBubbKBaglaC.1>

Telephone Dial-in: (669) 900-6833

Meeting ID: 879 1682 8311

Password: 795650

KERN NON-DISTRICTED LAND AUTHORITY BOARD OF DIRECTORS AGENDA

This meeting is held in accordance with the Brown Act pursuant to Section 54956 of the California Government Code and the Kern Non-Districted Land Authority Joint Powers Agreement.

1. Roll Call- Quorum Determination.

In the absence of a quorum, the Board will handle only those items not needing a quorum.

2. Flag Salute

3. Public Input

This portion of the meeting is set aside to provide the public with an opportunity to bring to the attention of the Board matters of which the Board may not be aware and which are not on the current agenda. No action can be taken on any matter raised during this portion of the meeting; however, a Board member may request that the matter be placed on any future agenda for further review and possible action. Members of the public may directly address the Board of Directors on any item of interest within the Board's subject matter jurisdiction, before or during the Board's consideration of the item. The President may limit the time allowed for comment

4. Approval of Minutes

- a. *October 27, 2025 (Jenny)

5. Financial Report

- a. *Financial Report & Accounts Payables
- b. *2026 Budget Approval

6. Administration (Jenny)

- a. Executive Director Report
- b. Data Gaps Review
- c. Land IQ Water Year Report

-
- 7. DWR Grant Administration**
 - a. Report on Grant Administration (Jason)
 - 8. County of Kern Participation**
 - a. Kern County Participation Ad Hoc Committee Report (Royce)
 - 9. Legal**
 - a. Statewide Update (Valerie)
 - b. Kern County Well Permitting (Vanessa)
 - 10. New Business**
 - 11. Correspondence**
 - 12. Closed Session**
 - a. KNDLA Manager Ad Hoc Report
 - 13. Adjournment**

A person with a qualifying disability under the Americans with Disabilities Act of 1990 may request the Authority provide disability-related modification or accommodation in order to participate in any public meeting of the Authority. Such assistance includes appropriate alternative formats for the agendas and agenda packets. Requests should be made in person, by telephone, facsimile and/or written correspondence to the Authority office, at least 48 hours before a public Authority meeting. Written materials related to an item on this agenda to be considered in open session that are public documents and that are distributed to board members after the posting of the agenda, will be made available for public inspection when they are so distributed at the location of the KNDLA meeting during normal business hours. Documents that are public documents provided by others during a meeting will be available at the same location during business hours after the meeting.



To: Kern Delta Water District Board of Directors

From: Steven Teglia – General Manager

Date: January 20, 2026

Re: Agenda Item VI C. – Water Banking Projects Report

RECOMMENDATION:

Receive report, informational item only.

DISCUSSION:

Below is a summary of activities of note related to various water banking projects/activities of interest to the District.

Kern Fan Recovery Activity:

- As of January 13, 2026, Kern Fan recharge was 825cfs as reported via KCWA weekly call.
- See attached graphs provided by KCWA for Kern Fan banking information as of November 30, 2025.

Pioneer Participant Meeting:

- The Pioneer Project Participants met January 8, 2026.
- Update on current operations.
- Update on revised Pioneer Recharge Plan.
- Update on Remaining Pioneer Well Sites.
- Discussion regarding Pioneer GSA.

Kern Fan Monitoring Committee:

- The Kern Fan Monitoring Committee met July 16, 2025.
- Update on reports.
- Review of water level monitoring hydrographs.
- Next meeting January 2026.

KDWD Water Banking Project:

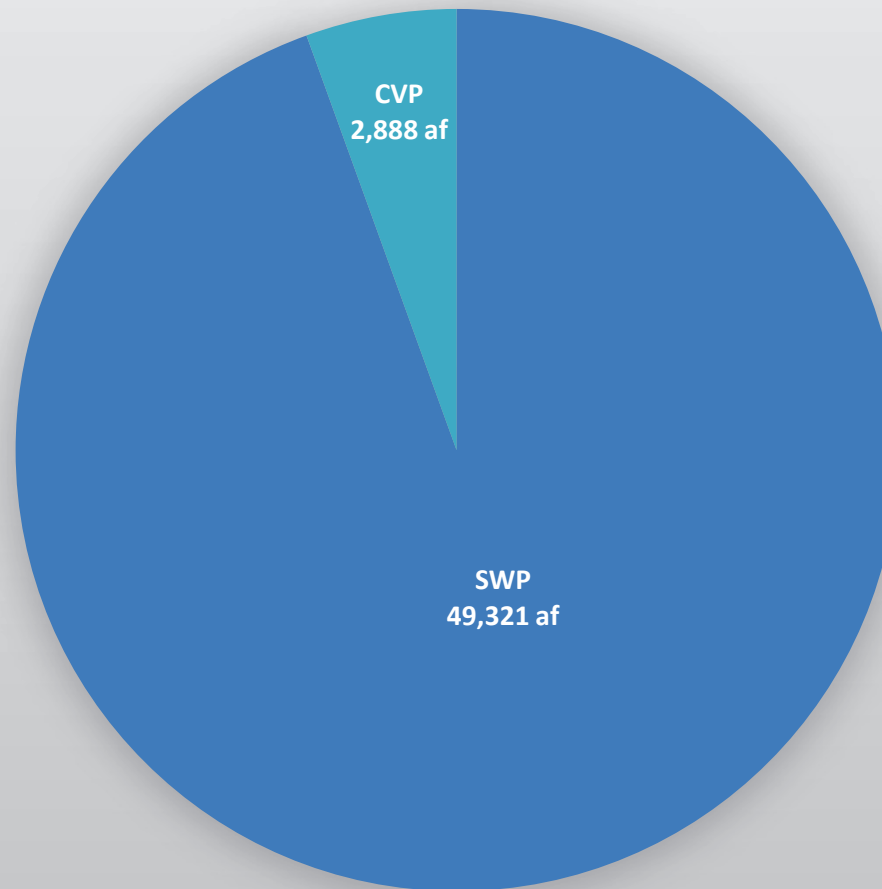
- No activity.

Cross Valley Canal Advisory Committee:

- The CVC Advisory Committee December meeting was canceled.
- Next meeting January 21, 2026.
- Report on CVC operations.
- CVC Construction and Maintenance Projects.

- RRB update on Kern Fan Project Alternative No. 5 Feasibility Study.
- Request for Proposals for the Flow Meter Study for conveyance facilities of the CVC and banking projects.
- See attached graphs provided by KCWA regarding CVC utilization.

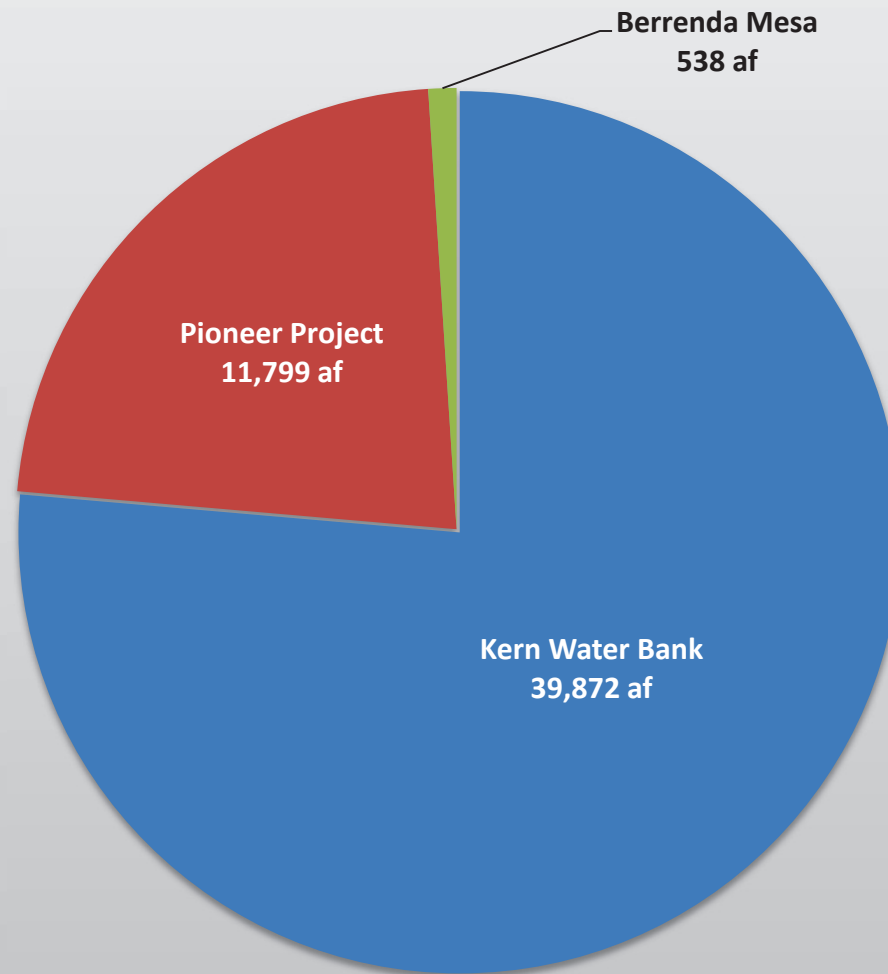
**2025 Estimated Kern Fan Banking Project Deliveries
(by Water Type)
Deliveries through November 30, 2025
Total Deliveries 52,209 af**



**2025 Estimated Kern Fan Banking Project Deliveries
(by Project)**

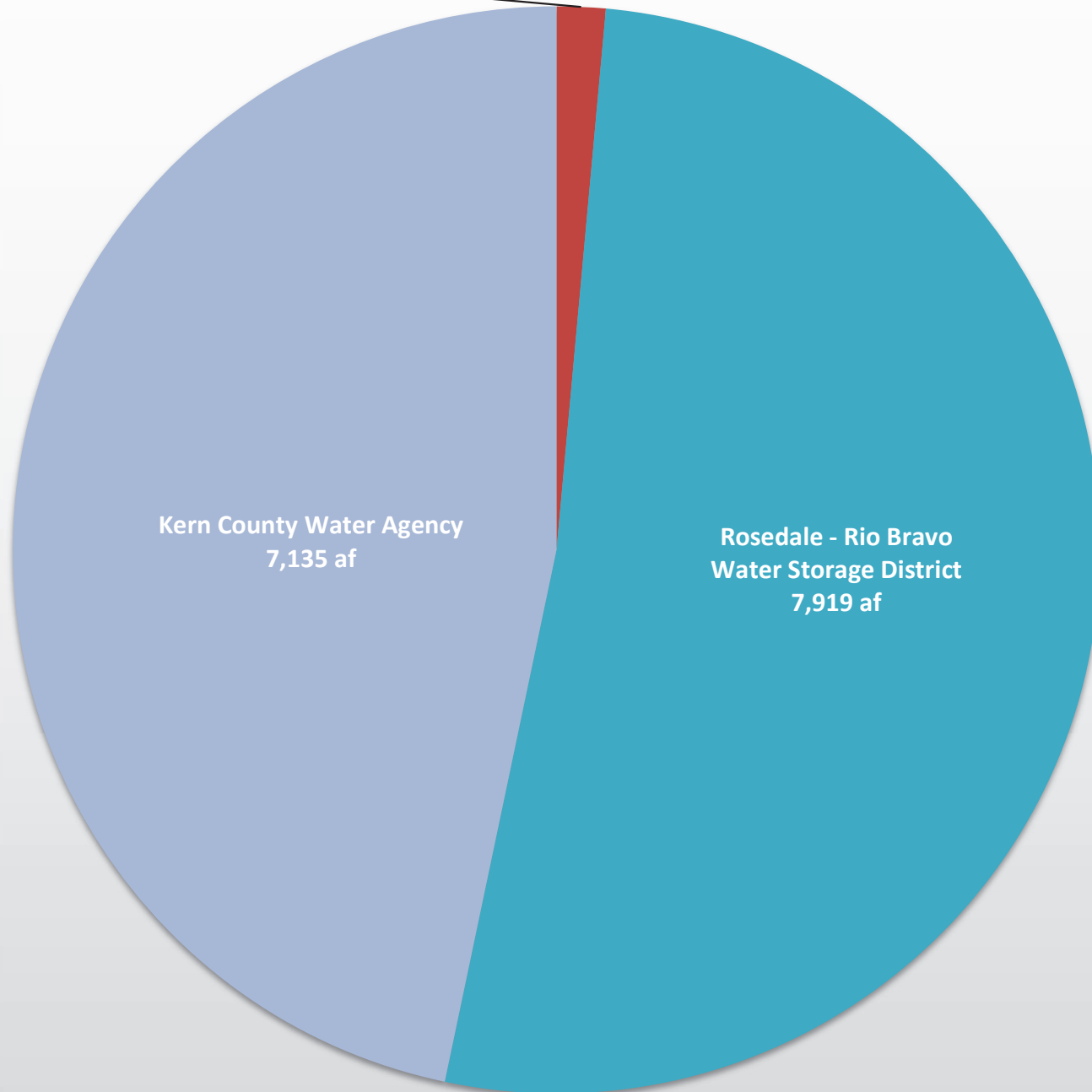
Deliveries through November 30, 2025

Total Deliveries 52,209 af



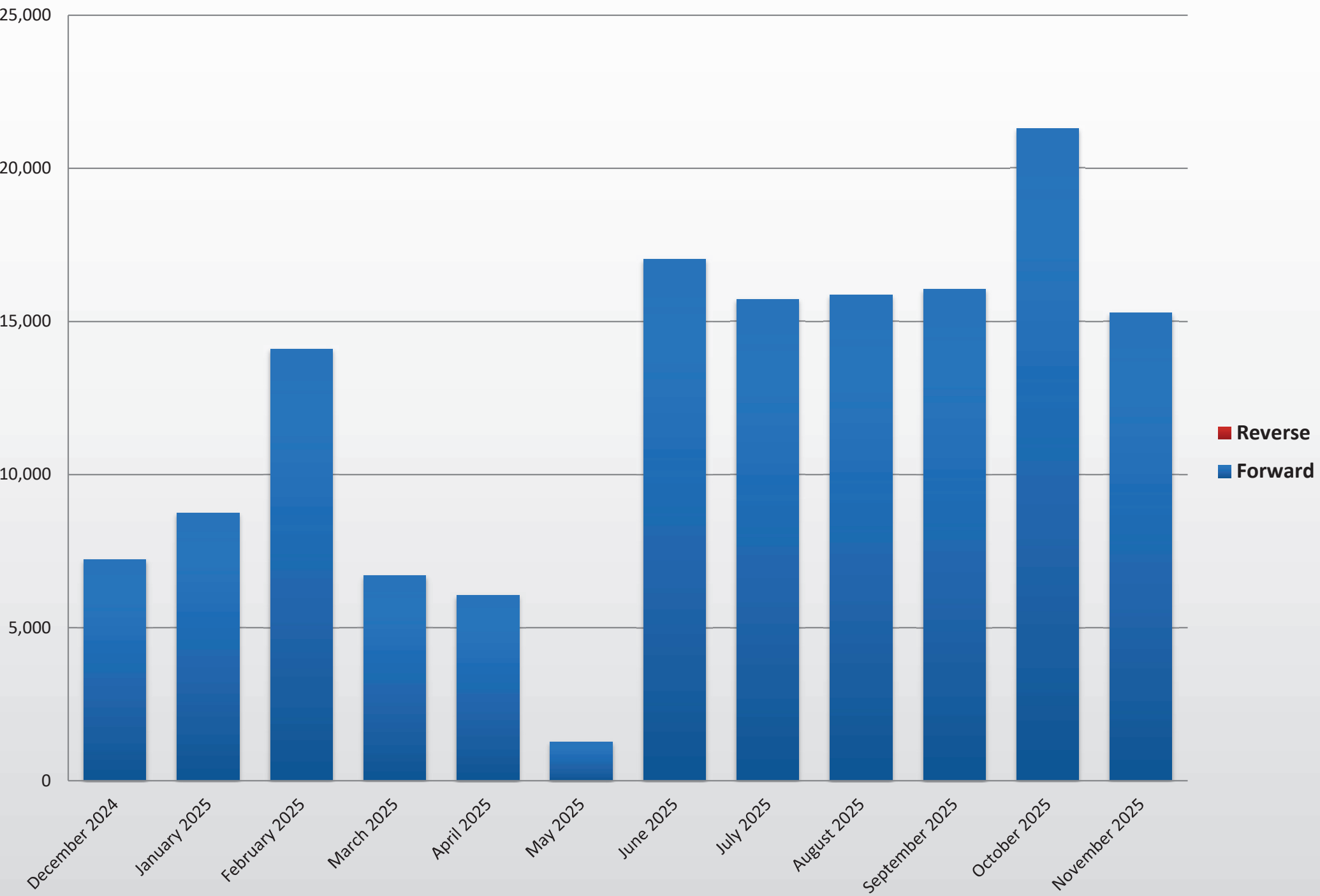
Cross Valley Canal
November 2025 Deliveries
Total deliveries 15,276 af

Arvin - Edison Water Storage District
222 af



Cross Valley Canal

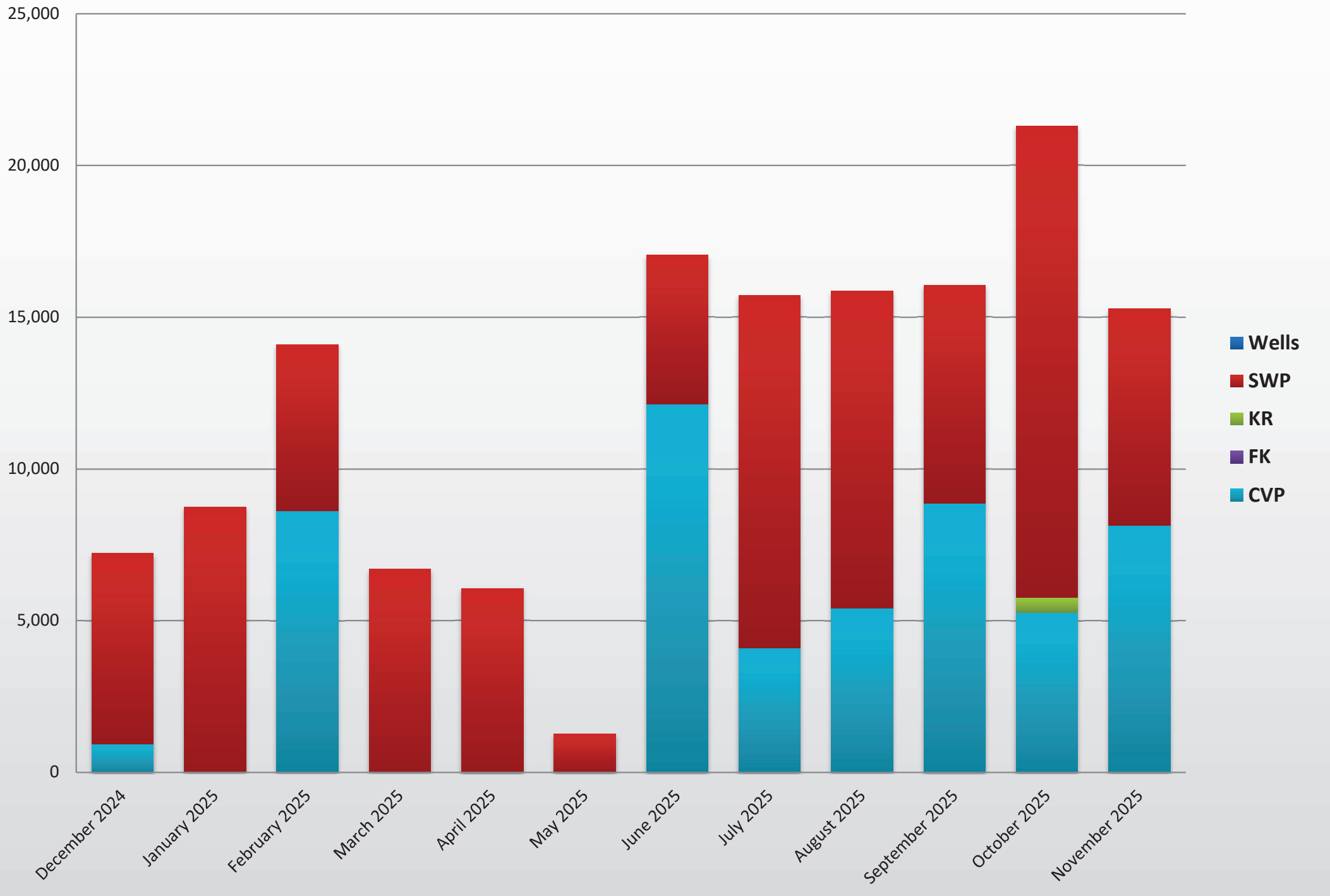
Twelve Month Delivery by Direction

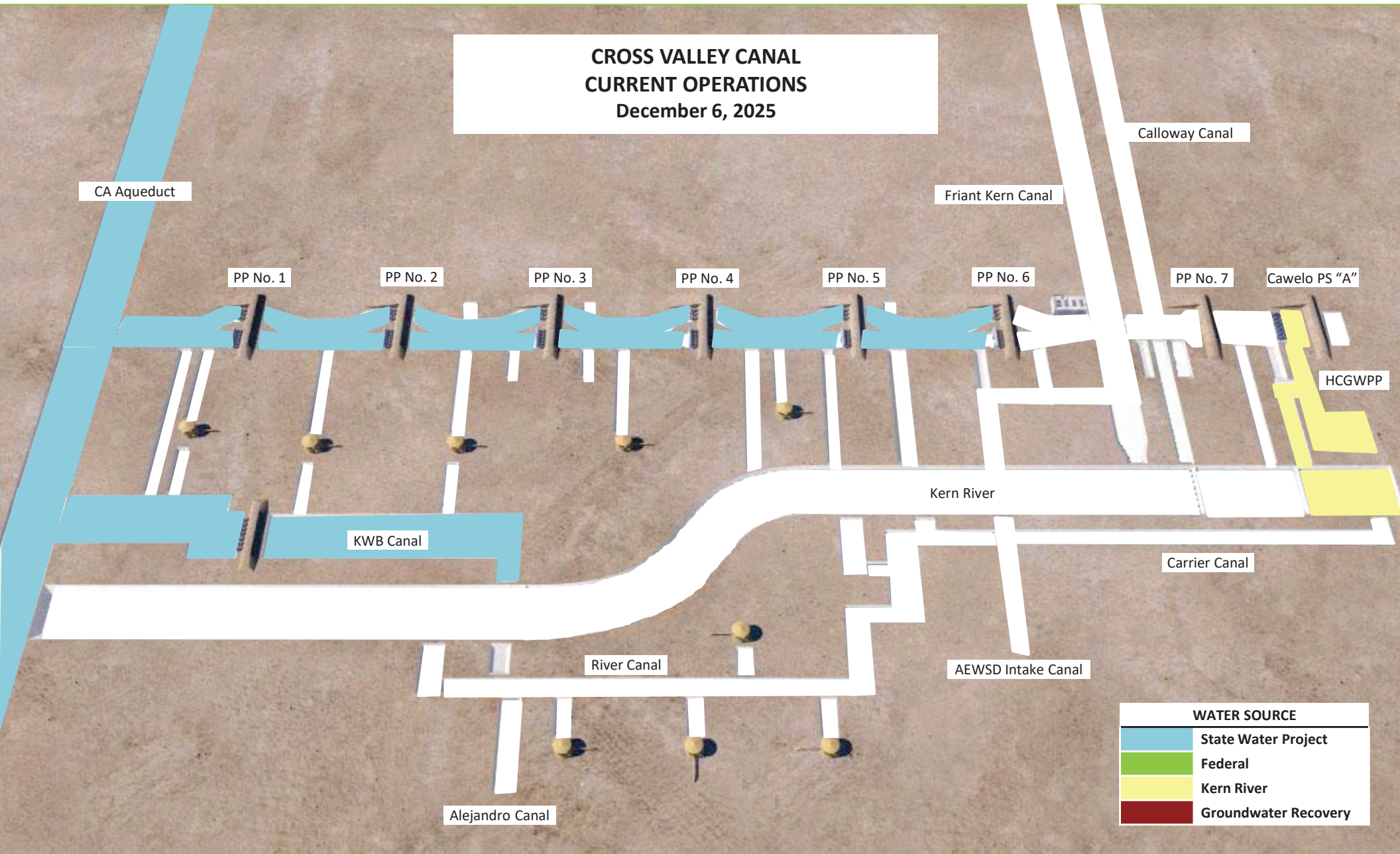


Cross Valley Canal

Twelve Month Delivery by Source

Attachment 3







Cross Valley Canal
Pump and Flow Configuration
 Last Updated on December 6, 2025

'A' Pumping Plants												'B' Pumping Plants					Total cfs
		A	B	C	D	E	F	G	H	J	Total cfs	K	L	M	N	Total cfs	
Pumping Plant No. 1	Estimated Horsepower	100	250	565	565	565	565	250	100			800	800	800			
	Estimated Flow Rate (cfs)	31	70	180	1/1/26	180	180	1/1/26	31		602	167	167	167	500	1,102	
Pumping Plant No. 2	Estimated Horsepower	100	250	565	565	565	565	250	100			700	700	700			
	Estimated Flow Rate (cfs)	31	70	180	180	1/1/26	180	70	31		922	167	167	167	500	1,422	
Pumping Plant No. 3	Estimated Horsepower	100	250	565	565	565	250	100	250	100		700	700	700			
	Estimated Flow Rate (cfs)	31	70	180	180	180	70	31	70	31	843	167	167	167	500	1,343	
Pumping Plant No. 4	Estimated Horsepower	100	250	565	565	565	250	100	250	100		700	700	700			
	Estimated Flow Rate (cfs)	31	1/1/26	180	180	180	70	31	70	31	773	167	167	167	500	1,273	
Pumping Plant No. 5	Estimated Horsepower	100	250	565	565	565	250	100	250	100		700	700	700			
	Estimated Flow Rate (cfs)	31	70	180	180	180	70	31	70	31	843	167	167	167	500	1,343	
Pumping Plant No. 6	Estimated Horsepower	100	250	565	565	565	250	250	100			200	600	600	350		
	Estimated Flow Rate (cfs)	31	70	180	180	180	70	2/1/26	31		812	40	185	185	90	500	
Pumping Plant No. 7	Estimated Horsepower	100	250	250	250	250	100										
	Estimated Flow Rate (cfs)	31	70	70	70	70	31				342					342	

Note: Return to service dates are subject to change.

Current spares:

- Bell/Bowl/Impeller sets: 100 hp (31cfs), 250 hp (70cfs) and 400 hp (140 cfs);
- Pump/Appurtenances: 600 hp (200 cfs), 700 hp (167 cfs) and 800 hp (167 cfs); and
- Motors: 100 hp, 200 hp, 250 hp, 350 hp, 400 hp, 600 hp, 700 hp and 800 hp.

 Pump out for service
 Motor out for service

Tab VII




SACRAMENTO REPORT

January 2026



Volume 21, Issue 1



NEWS BRIEFS

California is Currently Drought-Free

California is officially drought-free for the first time in 25 years, according to the U.S. Drought Monitor's Jan. 6, 2026 update. The entire state shows no drought or abnormal dryness — a level last recorded in December 2000. Meteorologists credit the turnaround to a wet start to 2026 and several consecutive strong water years. Recent storms pushed statewide precipitation to 155% of average, helping erase long-term deficits across both Northern

continued on next page

Department of Finance Reveals Proposed State Budget

Governor Newsom released his official 2026-27 budget plan last Friday through his Director of the Department of Finance (DOF), Joe Stepinshaw.

The DOF projects a \$2.9 billion budget deficit for FY2026-27, while an analysis issued in late 2025 highlights an \$18 billion deficit (projected by the Office of the Legislative Analyst (LAO), driven by spending/revenue misalignment, reduced reserves, and increased borrowing, requiring tough choices on ongoing spending cuts, potential revenue increases, and managing employee compensation to avoid deeper future deficits. The LAO believes the yawning budget deficit could grow \$35 billion annually without action due to a structural imbalance between revenues and expenditures from reliance in prior years of using one-time fixes, reserves, and borrowing (now about \$22 billion) that has strained finances, necessitating permanent adjustments. While the stock market boom related to artificial intelligence companies boosts personal income tax revenues, sluggish job growth and high unemployment will add pressure on the state budget revenue picture.

Californians should expect legislative debates on spending cuts, revenue increases, and potential impacts on state worker pay (as seen with union deals in 2025) to address the shortfall.

See [State Budget](#), page 2

Senate Leader Announces Appointments

Senate President pro Tempore Monique Limón announced last month the Senate Democratic Leadership Team and committee membership assignments for the remainder of the 2025-2026 session. Leadership appointments and changes to Budget and Budget Subcommittees, and Natural Resources and Water Committee took immediate effect. All other changes, including the creation of new committees, will take effect on February 1, 2026.

The new Natural Resources & Water Committee Chair is Senator Josh Becker (D-Menlo Park). Becker has the reputation as a public policy innovator working at the nexus of community activism, technology and social justice. Elected to the State Senate in November 2020, Becker represents the residents of California's 13th Senate District, which comprises portions of San Mateo County and Santa Clara County.

See [Senate Appointments](#), page 2

Inside Sacramento Report

State Water Board Accepting Comments on Revised Draft Updates to the BayDelta Plan	5
2026 Legislative Session Begins in Fight Mode	7
Governor Sets 2026 Primary Election Date	8

and Southern California. Experts note the milestone reflects sustained wet conditions rather than a single season and marks a sharp shift from the droughts of the 2010s. For more information, visit the [U.S. Drought Monitor website](#).

State of the State Speech

Governor Gavin Newsom delivered his final State of the State address before a joint session of the state legislature on Thursday, January 8, 2026; his first address to a joint session of the Legislature since 2020. In his remarks, he reaffirmed California's role as a national beacon for democracy, and an economic engine with conscience — pushing back against federal overreach while boldly investing in jobs, education, affordability, climate action, and recovery from the Los Angeles wildfires. To view the transcript of the Governor's State of State speech, please visit the governor's webpage.

Watershed Studies Help Inform the Next CVFPP Update

Earlier this month, the Department of Water Resources released the San Joaquin Basin FloodMAR Watershed Studies, a set of reports aimed at tackling the region's growing pattern of major floods and declining groundwater levels. A key feature of the studies is FIROMAR—an approach that blends forecast-informed reservoir operations with managed aquifer recharge. By using better storm and runoff forecasting, FIROMAR helps determine when reservoirs should hold or release water, reducing flood peaks while channeling excess flows

continued on next page

In a meeting of ACWA's Monday Morning Lobby Group, LAO analyst Sonja Petek said the difference in deficit projections comes down to whether the U.S. economy continues the current growth trajectory or whether the economy cools and the stock market gains are eroded.

Senate President pro Tempore Limón has yet to announce any cost-cutting strategies or impose any limits on lawmakers introducing bills that require new money.

“Our caucus will continue to prioritize issues that our communities prioritize,” Limón said in an interview with CalMatters, providing a laundry list of policy areas including access to health care, cost of living, education, housing affordability and child care. She told reporters at the Capitol on Monday that she expects senators to understand that “spending big is not something that is within our means at this moment”

“Everything's on the table until we choose or make a decision that it shouldn't be on the table,” Limón said in the CalMatters interview. “But having a deliberative and thoughtful conversation about the options in front of us doesn't mean that we necessarily move forward with all options. It just means that you consider them.”

In the letter transmitting the proposed budget to the Legislature, Governor Newsom wrote:

“Last year, California faced a succession of trials—economic upheaval, natural disaster, and political chaos from a new federal administration hell bent on destroying American institutions and the values we hold dear as a state. And yet, time and again, California chose steadiness over panic, forward movement over retreat, and responsibility over easy answers.

“Because of what we have built and protected in past state budgets, millions of Californians are better off today. Children can get through the school day with full stomachs and stronger foundations for learning. Young people have greater access to college at all levels and are prepared for good-paying jobs through apprenticeships. We have confronted climate change as a call to invent, build, and lead with new technologies. We have cut drug costs, expanded tax credits for businesses and families, and put unprecedented efforts into tackling the mental health and housing crises that have gripped this country for too long. These examples—among many that we can be proud of—are not accidents. They are the result of deliberate action taken hand-in-hand with the California Legislature.

“The budget I present to you today rests on that foundation of shared values. But it's also shaped by an understanding of the moment before us. There are encouraging signs in the California economy—our population is increasing, businesses are expanding, and our innovation ecosystem, fueled in no small part by the state's burgeoning AI industry, has boosted budget revenues. Yet history teaches us that prosperity, if taken for granted, can vanish as quickly as it arrives. California's responsibility is to act with steady hands and anticipate future instability. Significantly, the Trump Administration and leaders in Congress—chaos agents who act with cruel indifference or outright malice—have attempted to shift costs to California taxpayers and disrupt the lives of working families here.

“The work of governing is not bluster and threats on social media, but preparing for storms before they arrive. For that reason, this 2026-27 budget must honor the commitments we have already made—to educate our children, care for the vulner-

See State Budget, page 3

able, protect public safety—and preserve the long-term health of our finances. By rebuilding reserves and confronting structural challenges directly, we will ensure that California can meet the next crisis without abandoning the people who depend on us.

“This January budget is not the final word. It is a beginning—a statement of purpose. In the months ahead, we will work together to refine a final budget that looks beyond a single year, mindful of the obligations to the people we serve. I look forward to working with you to safeguard what we have built, to strengthen what remains unfinished, and to prepare California for the years ahead.”

According to the Department of Finance:

“The Budget forecast reflects General Fund revenues that are higher by more than \$42 billion over the budget window, from 2024-25 through 2026-27, than projected at the 2025 Budget Act—an increase driven by higher cash receipts, higher stock market levels, and an improved economic outlook. At the same time, however, constitutional funding requirements, the need for an adequate discretionary budget reserve, and higher program costs are additional commitments that exceed the level of increased revenues, resulting in a modest projected shortfall of \$2.9 billion. As a result, the Budget does not include new significant spending proposals. Instead, the Budget focuses on the continued implementation of previous investments.”

Governor Newsom’s proposed budget includes the second-year approach to spending down Proposition 4 funding. The Safe Drinking Water, Wildfire Prevention, Drought Preparedness, and Clean Air Bond Act of 2024 (Proposition 4 or the Climate Bond), approved by voters in November 2024, authorizes \$10 billion to protect communities and nature from the impacts of climate change, such as drought, flooding, wildfire, extreme heat, and sea level rise; to reduce or remove carbon pollution where possible; and in some cases, address existing environmental challenges exacerbated by climate change. The FY2025-26 budget appropriated \$3.3 billion from the Climate Bond. The Administration proposes an additional \$2.1 billion in FY2026-27 to continue funding critical projects and programs.

Some of the more noteworthy budget proposals include:

- Department of Water Resources—Water Conservation in Agricultural & Urban Areas (Section 91019): During 2025-26, work will be focused on scoping a grant program in combination with funds from Section 91031, allocated to integrated regional water management, to maximize administrative efficiencies, engaging with potential beneficiaries to determine needs for technical assistance and directly funded projects, and augmenting existing water conservation projects benefiting disadvantaged communities such as the direct install of water efficiency fixtures and turf replacement. DWR anticipates finalizing grant guidelines in 2026-27 and making awards in 2027-28.
- State Water Resources Control Board—Multibenefit Urban Stormwater Management Projects (Section 91023): The State Water Resources Control Board (State Water Board) will provide grants and technical assistance for multibenefit urban stormwater projects that will improve water quality or help provide clean, safe, and reliable drinking water, as well as reduce flood risk and improve stormwater management. The State Water Board intends to fund the planning, design, and implementation of these stormwater management

See **State Budget**, page 4

into groundwater basins. The findings will guide the state’s long-term flood-management planning. In parallel, the 2027 update of the Central Valley Flood Protection Plan will also integrate FIROMAR to enhance both storage and flood-risk reduction. The CVFPP, updated every five years, serves as California’s primary road-map for managing flood risk in the Central Valley. For more information, visit the [Central Valley Flood Protection Plan](#) website.

Late-December Storms Deliver Snowpack, Boost Water Supply

A series of late-December storms delivered much-needed snowpack and boosted California’s water supply, according to the Department of Water Resources (DWR). During the first snow survey of the season at Phillips Station on Dec. 30, DWR measured 24 inches of snow with a snow water equivalent of 5 inches—50% of average for the site. Statewide, the snowpack reached 71% of average for this date, a significant improvement following early-December warmth and minimal storm activity. DWR officials said the recent atmospheric rivers helped establish a solid base for winter snowpack, though continued storms through early spring will be needed to support water-supply forecasts. See DWR’s announcement [here](#).

State Water Board Announces Streamlined Water Transfer Process

The State Water Resources Control Board has announced

continued on next page

NEWS BRIEFS *continued*

a new streamlined process to speed up temporary water transfer approvals in 2026. Recent Water Code changes allow applicants to reduce the maximum review time from 65 days to 55 days by opting into an expedited noticing process. To participate, water-right holders must notify the Board's Division of Water Rights by January 31, 2026, submitting an "intent to transfer" email that includes their permit or license number, how water will be made available, and a contact email. The intent notice is not a commitment to file a full petition. The traditional transfer-noticing process remains available for those who choose not to opt in. More details and guidance are posted on the Board's [water transfer website](#).

Governor Sets 2026 Primary Election Date

Governor Gavin Newsom on Monday, January 5, 2026, issued a proclamation and ordered that the statewide direct primary election will be held on June 2, 2026. All state constitutional offices, as well as all U.S. House and State Assembly seats, will be on the ballot. State senators from the even numbered districts of the 40-member Senate will be on the ballot. There will also be on the ballot such proposed constitutional amendments, questions, and propositions that are required to appear on the ballot. The last day to register to vote for the June 2, 2026, Primary Election is May 18, 2026.

No measures have qualified for the June ballot at this time. A proposed constitutional amendment sponsored by the Howard Jarvis Taxpayers Association

continued on next page

State Budget, continued from page 3

projects and is planning to conduct its first project solicitation in 2026-27.

- U.S. Supreme Court's Sackett Decision—\$2.6 million ongoing special funds and 12 positions to expand essential water quality permitting and enforcement work. In light of the U.S. Supreme Court's decision in *Sackett v. Environmental Protection Agency* (which narrowed federal Clean Water Act jurisdiction), the State Water Board has continued its commitment to the protection of water quality in surface waters and wetlands across the state.
- River Forecast and Snow Survey Resources—\$9.5 million ongoing General Fund to support DWR's efforts to provide 24-hour river forecasts and collect snow course measurements that are critical for water supply forecasting, offsetting the vulnerabilities created by recent federal reductions in these areas.

The Budget proposes \$792 million in appropriations from Proposition 4 to continue investments that improve water storage, replenish groundwater, improve conditions in streams and rivers, and complete various water resilience and water-related infrastructure projects. Of this amount, the Budget includes funding for the following significant or new investments:

- Drinking Water—\$173 million for drinking water projects serving small or disadvantaged communities or tribes and that address failing water systems and water systems at risk of failing, as well as failing private wells. Funding will also support wastewater projects serving small or disadvantaged communities that address a violation or connect unsewered homes to a centralized wastewater system.
- Regional Conveyance Projects and Repairs to Existing Facilities—\$68.8 million to support repairs to existing or new water conveyance projects. In 2026-27, the California Natural Resources Agency will prioritize funds for repairs to existing infrastructure. The remaining funding will be awarded as competitive grants for new conveyance projects that deliver regional or interregional benefits, such as water supply reliability, safe drinking water, increased groundwater recharge, and improvements to water security.

Senate Appointments, continued from page 1

Becker is the author of several bills focused on accelerating California's transition to 100% clean energy and net zero emissions, voter access and justice reforms, and leveraging technology to provide greater economic mobility for all Californians.

In 2000, Becker created Full Circle, a community leadership and policy innovation organization that funds nonprofits creating positive change in the Bay Area and building civic leaders for the future. He has been the driving force for Full Circle, which has supported policy innovations and community organizations in economic opportunity, education, environmental sustainability and health.

Appointed by Governor Jerry Brown, he served seven years on the California State Workforce Development Board, and he served on the Child Care Partnership Council in San Mateo County. Becker also is a founding trustee at the University of California Merced.

Becker has long been a champion in pushing businesses to create social good. After losing his father to brain cancer, he helped start a biotech company research-

See Flood-MAR, page 5

ing cancer cures. Uniting entrepreneurial expertise with his passion for social change, he cofounded New Cycle Capital, a pioneer in building socially responsible businesses. In 2011, Josh joined Lex Machina, which has a mission of bringing openness and transparency to the law. As CEO, he grew the company from a Stanford University public interest project into a nationally recognized platform. Most recently he founded a legal tech accelerator to support entrepreneurs who want to innovate in our legal and public policy system.

Becker earned a JD/MBA from Stanford University in 1999.

Other key appointments include Senator Sabrina Cervantes (D-Riverside) as chair of the Appropriations Committee, Senator Ben Allen (D-Pacific Palisades) as chair of Energy, Utilities & Communications Committee, and Senator John Laird (D-Santa Cruz) as chair of the Budget & Fiscal Review Committee. Senator Maria Elena Durazo (D-Los Angeles) remains Chair of the Local Government Committee.

Senate President pro Tempore Limon appointed Senator Eloise Gómez Reyes (D-Colton) as Chair of Budget Subcommittee # 2 on Resources, Environmental Protection, and Energy. Senator Gómez Reyes issued the following statement in response to Senate Leader Limón's announcement of 2026 committee membership appointments:

"Topics of discussion regarding consumer protection, education, environment, and the law have, for generations, been held without proper representation of Inland Empire communities – and we are most impacted by such decisions. These assignments perfectly position me to continue forging a path toward justice for working families. For the last nine years, we have achieved significant improvements on air, land use, and education – and today marks the next stage of progress for our region. I look forward to continuing my service to you in the Senate and will ensure that our needs are addressed in Sacramento."

State Water Board Accepting Comments on Revised Draft Updates to the Bay Delta Plan

The State Water Resources Control Board (State Water Board) is now accepting public comments on the December 2025 revised draft updates to the Water Quality Control Plan for the San Francisco Bay / Sacramento–San Joaquin Delta Estuary (Bay-Delta Plan).

Released on December 12, 2025, the revised draft incorporates significant refinements to proposed Sacramento/Delta updates first circulated in 2024 and 2025. These changes include updated flow objectives, refined implementation pathways, integration of Healthy Rivers and Landscapes (HRL) voluntary agreement commitments, water supply adjustment measures, updated cold-water habitat provisions, and expanded Tribal beneficial use designations.

The HRL program is a comprehensive, multi-year solution that brings together local, state, and federal partners to pool resources and take concrete actions to increase river flows and expand habitat in the Sacramento and San Joaquin Rivers, their tributaries, and the Bay-Delta. Through this approach, the state would dedicate a large quantity of water to the environment and restore 45,000 acres of aquatic habitat for fish and other animals. Guided by scientific monitoring and collaborative decision making, this approach allows water managers to adapt

See [Bay Delta Plan](#), page 6

that limits the ability of voters to raise revenues for local government services in circulation reached 25 percent of the required signatures on December 9, 2025, but only has until February 9, 2026, to reach the required 874,641 signatures.

The proposed measure would limit voters' ability to pass voter-proposed local special taxes by raising the vote approval threshold requirement for such ballot measures from a simple majority (over 50%) to two-thirds. In charter cities, it would prohibit voters from approving real estate transfer taxes other than the existing 0.11% transfer tax authorized by Revenue and Taxation Code section 11911. The proposal would overturn all existing voter-approved property-related taxes, including real estate sales and transfer taxes, that do not comply with these requirements two years after the measure is enacted. The Legislative Analyst and Director of Finance estimate the fiscal impact on state and local governments to constitute an annual loss of revenues to local governments totaling up to a couple of billion dollars, predominantly affecting certain charter cities. Also, there is a potential future reduction in what local governments would otherwise collect in revenues due to a higher vote threshold for certain taxes and fewer types of taxes that local governments can adopt.

New Flood-MAR Factsheet Released

The Flood-MAR Network's Estimating Recharge Action Team has developed a new [Groundwater Recharge Estimation factsheet](#). This resource offers

continued on next page

NEWS BRIEFS *continued*

landowners and groundwater sustainability agencies straight-forward methods for estimating recharge, along with guidance on collecting the types of data that will most effectively refine recharge estimates in the future. The factsheet outlines several recharge estimation approaches and walks readers step-by-step through the overall process. The Flood-MAR Network seeks to advance efforts that enhance water availability, reduce flood risk, and improve groundwater recharge—supporting resilient communities and ecosystems through the implementation of Flood-MAR. To learn more about Flood-MAR, visit the [Flood-MAR Hub's website](#).

New International Program to Study Atmospheric Rivers

Atmospheric rivers — long, moisture-laden corridors of air capable of delivering both much-needed rainfall and, at times, damaging floods — occur around the world and are projected to grow even more intense as climate change accelerates. In response to this heightened urgency, scientists are launching a major new international collaboration known as the Global Atmospheric River and Reconnaissance Program (GARRP). This effort builds on the success of the long-running Atmospheric River Reconnaissance project and significantly broadens its scope. Led by UC San Diego's Scripps Institution of Oceanography in partnership with the National Oceanic and Atmospheric Administration, GARRP will coordinate an array of observation tools — including

Bay Delta Plan, continued from page 5

operations based on real-time conditions and enable broad coordination across watersheds to manage flows for maximal benefits.

State Water Board staff first incorporated the HRL program into the Plan and its voluntary agreements in July 2025.

The revised draft Plan outlines two potential pathways for implementation: a regulatory pathway based on unimpaired flow requirements with water supply adjustments, and a voluntary agreement (VA) pathway that incorporates HRL flow and habitat actions proposed by state agencies, local water agencies, and other stakeholders. Both pathways are intended to protect native fish species, improve habitat conditions, and integrate monitoring, evaluation, and adaptive management to ensure long-term ecosystem and water supply resilience.

The December 2025 updates specifically include edits to clarify that the VA pathway is intended to implement the Sacramento/Delta tributary inflow, Sacramento/Delta cold water habitat, narrative Delta outflow, inflow-based Delta outflow, salmon protection, and fish viability objectives. This draft also specifies that the start date for the implementation of the VA pathway will be no later than January 1, 2027.

The updated draft also includes a newly released Chapter 13 of the draft Staff Report—circulated for limited public review—which provides updated environmental, hydrologic, and economic analyses of the revised proposal.

To support public engagement, the State Water Board will hold a three-day public hearing from January 28–30, 2026, beginning at 9:00 a.m. each day, in the Coastal Hearing Room at the Joe Serna Jr. CalEPA Building in Sacramento. The hearing will also be accessible via video and teleconference. Staff will provide an overview of the revised draft Plan and the recirculated portions of the draft Staff Report, and participants will have opportunities to provide oral comments.

Written comments on the December 2025 revised draft Bay-Delta Plan and Chapter 13 must be submitted no later than February 2, 2026. Comments should be emailed to SacDeltaComments@waterboards.ca.gov with the subject line: “Comment Letter – Revised Draft Sacramento/Delta BayDelta Plan Updates & Ch. 13 of Draft Staff Report.”

Following the close of the comment period, staff will review all input and prepare a final Staff Report and a final draft of the BayDelta Plan, which will be released for additional public review prior to consideration for adoption at a future Board meeting.

The December 2025 revised draft Plan, Chapter 13, and related materials are available on the State Water Board's BayDelta webpage.

2026 Legislative Session Begins in Fight Mode

January got off to a quick start as the legislature returned to begin the second year of the regular session on Monday, January 5. It was a week that saw Governor Newsom deliver the annual State of the State address to a joint session of the legislature for the first time since 2020 and his proposed state budget was released on Friday of the week.

See [Legislative Session](#), page 7

continued on next page

In an unrelated surprise move, lobbyists for the Association of California Water Agencies and California Municipal Utilities Association received calls from the staff of Assembly Member James Ramos (D-San Bernardino) to share that the member, author of AB 362, would be removing the bill from the Assembly Inactive File directly to the floor for consideration. AB 362 represents the author's second attempt to place tribal water use (TBU) above all other beneficial uses of water, to exempt the application of TBU from review under the California Environmental Quality Act, to provide for co-management of water resources by tribes and state agencies, and to require the Bay-Delta Plan to protect TBUs. The legislation is opposed by a large coalition of agricultural, water, and business groups, including Valley Ag Water Coalition.

"Legislative review and engagement with the author has been one of the most frustrating experiences for me in nearly four decades of work in the California Legislature," said Valley Ag Water Coalition Executive Director Bob Reeb. "Time and again advocates and opposition interests have met with the author to express concerns about AB 362 and the prior bill, AB 2614. We've provided amendments that would enable opposition to be removed. Yet, there has never been a response to negotiate a compromise.

"Last year," Reeb continued, "the bill was held on the Assembly Appropriations Committee Suspense File, as was AB 2614. Near the end of the 2025 legislative session, Assembly Democratic leadership allowed the bill to move directly to the Assembly Floor in a highly unusual move. The reason for the referral was to provide Assembly Member Ramos more time to work with opposition groups. The bill was placed on the Inactive File due to opposition reaction to the referral to the Assembly Floor. However, there was no further outreach on the part of the author during the entirety of the legislative recess last fall. Now, the author is asking his colleagues to pass the bill out of the Assembly to provide him with more time to work with opponents."

The Ramos legislation is sponsored by the Shingle Springs Band of Miwok Indians, who have been very active in the Bay-Delta Plan proceedings. The tribe has been a vocal supporter of the State Water Resources Control Board Unimpaired Flows alternative as the means to deliver water quality and fishery survival objectives in the Bay-Delta watershed. Water systems across the state, including the federal and state water projects, support the inclusion of the Healthy Rivers and Landscapes alternative, which would dedicate functional water flows, investment in scientific research, and investment in habitat restoration projects. By placing new requirements on the State Water Resources Control Board, AB 362 would upend the current Bay-Delta proceedings and threaten the Healthy Rivers and Landscapes program.

"Phase 1 proceedings, which includes the Lower San Joaquin River and South Delta, were initiated in 2009," Reeb said, "and Phase 2 for the remainder of the Delta, Delta east-side tributaries, and the Sacramento River watershed began in 2012. It makes no sense to go back to square one at this point, especially with the Phase 2 Draft Substitute Environmental Document out for public comment. The goal of the AB 362 supporters is clear. They want to put a stop to State Board proceedings and eliminate HRL as an alternative pathway for compliance with updated water quality objectives. This would be intolerable."

See Legislative Session, page 8

research aircraft, ocean buoys, and balloon-based instruments — deployed across both the Pacific and Atlantic basins. By gathering richer, more precise data on storm formation and behavior, the program aims to greatly enhance scientists' ability to forecast extreme precipitation and better anticipate the hazards posed by powerful atmospheric river events. To explore how UC San Diego's [Atmospheric River Reconnaissance](#) program joins forces with research programs across the world to improve forecasts of extreme weather events, visit [UC San Diego Today](#) to read "[Atmospheric River Research Flights Go Global](#)."

CII Hosts 64th Annual Conference

The California Irrigation Institute (CII) will host its 64th annual conference from January 26-27, 2026, in Sacramento, California. The theme for this year's conference is "Navigating Uncertain Times: Shaping Our Water Legacy". Attendees can explore new and innovative solutions to modern water use challenges through daily panel discussions and sessions, with a keynote address from Congressman Adam Gray, titled "Defining Opportunities Through the Turbulence". For more information, please visit the [registration page](#).

Start: Mon 26 Jan 2026,
8:30 AM

End: Tue 27 Jan 2026,
2:00 PM

Where: Hilton Sacramento
Arden West, 2200 Harvard
Street Sacramento, CA 95815,
Sacramento, CA.

UPCOMING MEETINGS

California Water Commission

January 21, 2026
California Natural Resources
Agency Building
715 P Street, Room 302
Sacramento, CA 95814
[Agenda and Zoom Link](#)

Delta Stewardship Council

January 22, 2026
California Natural Resources
Agency Building
715 P Street, Room 221
Sacramento, CA 95814
[Agenda and Zoom Link](#)

State Water Board

Sacramento/Delta Hearing
January 28, 2026
CALEPA Building
Coastal Hearing Room
1001 I Street, Second Floor
Sacramento, CA 95814
[Notice](#)

Legislative Session, continued from page 7

Valley Ag Water Coalition has joined ACWA, CMUA, State Water Contractors, Regional Water Authority, California Farm Bureau Federation, and the California Chamber of Commerce to lobby against Assembly passage of AB 362.

On the subject of the Bay-Delta Plan, Assembly Member Lori Wilson (D-Suisun City) amended her AB 497 to expedite the Phase 2 proceedings. The bill was sponsored by Solano County Water Agency, an HRL participant and State Water Contractor. AB 497 would have relieved the State Board from the requirement to respond to individual comments received on the Draft Substitute Environmental Document. The State Board would be required to edit the final document based on comments received. The legislation could shave up to six months off of the current State Board schedule, thus ensuring that Phase 2 proceedings could be wrapped up prior to Governor Newsom leaving office. The Governor and his Administration have been ardent supporters of the HRL program.

AB 497 was referred to three Assembly policy committees earlier this month and encountered opposition from the Natural Resources and Environmental Safety and Toxic Materials committees, who expressed concerns about any CEQA exemptions—even a proposal that only relieved the State Board from one requirement under CEQA. It also became evident that legislative consideration of AB 497 would likely not take place in a timely manner, given the close of the Phase 2 Draft SED comment period on February 2, 2026. Assembly Member Wilson decided to stand down regarding AB 497, but reiterated her interest in seeing that the Phase 2 proceedings closed out this year.

Thank you to our business supporters:



DENNIS KELLER
CONSULTING

Baker
Manock
& Jensen
ATTORNEYS AT LAW

WESTSIDE
AGRICULTURE

Young Wooldridge
LLP

Sacramento Report is published monthly by Reeb Government Relations, LLC
1415 L Street, Suite 870, Sacramento, CA 95814, e-mail: bobr@water-warrior.com

Valley Ag Water Coalition

The mission of the Valley Ag Water Coalition is to represent the collective interests of its San Joaquin Valley member agricultural water companies and agencies in California legislative and regulatory matters by providing leadership and advocacy on issues relating to the development and delivery of a reliable farm water supply.

COMMITTEE ASSIGNMENTS

**Board Approved
April 15, 2025**

President: Palla

Vice-President: Mendonca

Secretary: Tillema (Assistant Secretaries: Teglia, & Iger)

Combined Officer – *Treasurer, Assessor, Tax Collector*: Antongiovanni (Assistant

Combined Officer: Duncan)

Business & Finance:

Antongiovanni (Chairman), Garone, Tillema, Kaiser

Functions: Expense items, capital, equipment, operations, wage/benefits, interest, expenses, sources of income, taxes, assessments, water tolls, bonds, loans, audit.

Operations and Projects:

Mendonca (Chairman), Spitzer, Fanucchi, Borba

Functions: System improvements, maintenance of facilities, engineering, design, construction, right-of-way/easements, land purchases/sales, encroachment permits.

Administration & Executive:

Palla (Chairman), Mendonca, Antongiovanni, Tillema

Functions: As needed for Special Functions, plus: Personnel matters, legislation, litigation, District organization, government regulations/compliance, negotiation, special assignments, rules/operations, groundwater management, water supply, allocations, water banking, water purchase.

Other Assignments:

Fred Garone: ACWA Joint Powers Insurance (Semi-annual)

Rob Fanucchi: Irrigated Lands Regulatory Meeting (Monthly) (Steve Teglia – Alternate)

Joey Mendonca: KCWA Member Unit Policy Meetings (Monthly)

Rodney Palla: Kern River Groundwater Sustainability Agency (Monthly)

Kevin Antongiovanni: Kern Non-Districted Land Authority (Rodney Palla – Alternate)

Rodney Palla: DCP (as needed)

C. FRED GARONE

17500 WIBLE ROAD • BAKERSFIELD, CALIFORNIA 93313 • (661) 831-1734

1/8/2026

Mr. Rodney Palla, Board President
Board of Directors
Kern Delta Water District
501 Taft Highway
Bakersfield CA 93307

Gentlemen:

I am writing to notify you, the Board and the District, that I intend to resign my position as the Division 6 Director effective January 21, 2026.

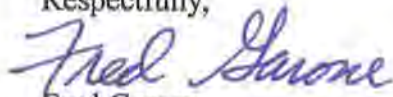
It has been a pleasure and an honor to serve on the Board for over the past 30 years, and I have enjoyed serving with other Directors, both past and present and 3 different managers. I Have had the opportunity to help shape the District as we have navigated numerous challenges over the years. I take great pride in the evolution of the District during my tenure and I believe it is one of the best water Districts in the state of California.

I wish the Board and the District continued success in administering the resources of the District on behalf of the landowners and growers of Kern Delta.

I would like the Board to consider my son, Chad Garone as a replacement for my seat on the Board.

Should you have any questions, please do not hesitate to contact me.

Respectfully,



Fred Garone

Division 6 Director

cc: Kern Delta Board of Directors
Steven Teglia - General Manager
Richard Iger - General Counsel



BOARD OF DIRECTORS

Rodney Palla, *President*
Joey Mendonca, *Vice President*
Richard Tillema, *Secretary*
Kevin Antongiovanni, *Treasurer*
Fred Garone
Ross E. Spitzer
Robert Fanucchi
George Borba
John Kaiser

501 TAFT HIGHWAY
BAKERSFIELD, CALIFORNIA 93307-6247
TELEPHONE (661) 834-4656
FAX (661) 836-1705

OFFICERS & STAFF

Steven L. Taglia
General Manager
Chris Bellue
Assistant General Manager
Bryan C. Duncan
Controller
Richard Iger
General Counsel
McMurtrey, Hartsock & Worth
Special Counsel

January 20, 2026

Kern County Elections Division
1115 Truxtun Ave. 1st Floor
Bakersfield CA, 93301

To Kern County Elections Division,

Please be advised that due to the resignation of Fred Garone, a vacancy exists for division Six on the Board of Directors of Kern Delta Water District, a California Water District. The Board intends to appoint a qualified person within 60 days of this notice.

Sincerely,

A handwritten signature in black ink, appearing to read "R. Iger", written in a cursive style.

Richard Iger
General Counsel