



## REGULAR BOARD OF DIRECTORS MEETING

501 Taft Highway  
Bakersfield, California

**TUESDAY, January 17, 2023**

### **AGENDA**

#### **CALL TO ORDER AND ANNOUNCEMENT OF QUORUM**

**12:00PM**

#### **CLOSED SESSION:**

- A.** Conference with Legal Counsel – Existing Litigation – Closed Session Pursuant to Gov. Code § 54956.9(d)(1):
  - 1. SWRCB Kern River.
  - 2. Rosedale Rio Bravo Water Storage District, et al. v. Kern County Water Agency, et al. (CVC).
  - 3. Kern Delta Water District et al. v. Rosedale Rio Bravo Water Storage District, et al. (Onyx Ranch CEQA).
  - 4. Rosedale Rio Bravo Water Storage District v. Buena Vista Water Storage District, et al. (Onyx Ranch Water Rights).
  - 5. Bring Back the Kern, et al. v. City of Bakersfield, et al.
- B.** Conference with Real Property Negotiators Pursuant to Gov. Code Section 54956.8:
  - 1. Potential Recharge Property
    - a. District Negotiator: Steven Teglia
- C.** Public Employee Performance Evaluation – Closed Session Pursuant to Gov. Code § 54957(b)(1) / 54957.6.
  - 1. Position: Water Resources Manager

#### **REGULAR SESSION:**

**1:00PM**

#### **INTRODUCTION OF GUESTS AND PUBLIC**

- I.** **PUBLIC COMMENT** (Members of the public may address the Board of Directors on any matter not on the agenda, but absent extraordinary circumstances, the Board may not act on such matters. Members of the public may address items of interest that are listed on the agenda prior to the Board's decision on such items.)
- II.** **CONSENT CALENDAR** (The Board will consider various non-controversial routine items and issues relating to matters which are of interest to the District. Any Board Member may request that any or all items be considered and acted upon independently of the others.)
  - A.** Approval of Minutes from the Regular Board Meeting of December 6, 2022.
  - B.** Approval of November/December/January District Construction and Water Banking Project(s) Disbursements.
  - C.** Approval of November/December/January District Disbursements.
  - D.** Approval of Resolution 2023-01 – Consent for Temporary Water Service Contract Between

the United States and Kern Delta Water District (Section 215 Water).

**III. BUSINESS AND FINANCE** (The Board will consider various items and issues relating to financial matters which are of interest to the District.)

- A. Business & Finance Committee Report(s) – December 15, 2022 & January 12, 2023.
  - i. Approval of November & December 2022 Financial Reports.
  - ii. Quarterly District Investment Update.
  - iii. Prepay Policy Discussion.

**IV. OPERATIONS AND PROJECTS** (The Board will consider various items and issues relating to matters which have been, or will be, considered by committees of the Board and which are of interest to the District.)

- A. Operations and Projects Committee Report – December 6, 2022 (January 3, 2023 – Canceled).
  - i. District Encroachment Permit Report.
  - ii. District Facility and Banking Maintenance Report (Shutdown Projects Recap).
  - iii. Pending Development Projects.
  - iv. Old River & Sunset Groundwater Banking Projects Update.
- B. Authorization to Purchase a New Sloper Board for the Motor Grader from Quinn Company in an amount not to exceed \$91,312.53 (Recommended by the Operations and Projects Committee).

**V. WATER RESOURCES REPORT** (The Board will consider various items and issues relating to the Kern River of interest to the District.)

- A. District Watermaster Report.
  - i. State Water Project – 5%
  - ii. Kern River Runoff Forecast.
- B. Kern River Watermaster Report.
  - i. Isabella Dam Safety Remediation Report.
- C. District Groundwater Manager Report.

**VI. MANAGER'S REPORT** (The General Manager will discuss, and the Board will consider various items and issues relating to the ongoing and future operations of the District which are of interest to the Board)

- A. Verbal
  - i. North West Kern Resource Conservation District – Mobile Irrigation Lab 2022 Annual Report.
- B. External Agency Report.
- C. Water Banking Projects Report.

**VII. ATTORNEY'S REPORT** (Legal Counsel will discuss, and the Board will consider items and issues of legal interest to the District.)

**VIII. BOARD MEMBER COMMENTS** (This item provides Board Members with an opportunity to make announcements or provide general comments.)

**IX. ADJOURN**

Requests for disability related modifications or accommodations, including auxiliary aids or services may be made by telephoning or contacting Madelyne Rodriguez at the District Office (661-834-4656). Please attempt to make such requests known at least 24 hours before the scheduled

meeting. Pursuant to Government Code section 54957.5, any materials relating to an open session item on this agenda, distributed to the Board of Directors after the distribution of the agenda packet, will be made available for public inspection at the time of distribution at the District, 501 Taft Highway, Bakersfield, CA.

# Tab II





To: Kern Delta Water District Board of Directors

From: Steven Teglia – General Manager

Date: January 17, 2023

**Re: Agenda Item II – Consent Calendar**

---

RECOMMENDATION:

Approve items A through D listed under Agenda Item II – Consent Calendar.

DISCUSSION:

Consent Calendar items are non-controversial routine matters. Board Members may request that any or all items listed under the Consent Calendar be moved to the regular agenda to be discussed and voted on separately. Otherwise, all items will be approved through one motion and vote.

**II A.** Approval of Minutes from the Regular Board Meeting of December 6, 2022 (attached).

**II B.** Approval of November/December/January District Construction and Water Banking Project(s) Disbursements totaling \$1,516,421.84\* (attached), partially recommended for approval by the Operations and Projects Committee (*see December 6, 2022 Operations and Projects Committee Minutes for additional detail*).

**II C.** Approval of November/December/January District Disbursements (attached) recommended for approval by the Business and Finance Committee (*see December 15, 2022 & January 12, 2023 Business and Finance Committee Minutes for additional detail*).

**II D.** Approval of Resolution 2023-01 – Consent for Temporary Water Service Contract Between the United States and Kern Delta Water District (Section 215 Water).

*\*The total includes disbursements approved by the Operations and Projects Committee (\$748,492.99) and an additional amount (\$767,928.85) for invoices which came in after November 1, 2022 and December 6, 2022 and were subsequently recommended for approval by the Business and Finance Committee on November 10, 2022, December 15, 2022 and January 12, 2023).*



## **MINUTES OF THE REGULAR MEETING OF THE BOARD OF DIRECTORS**

December 6, 2022

---

### **TUESDAY, December 6, 2022, 12:02PM– 1:32PM**

DIRECTORS PRESENT: Palla, Mendonca, Tillema, Antongiovanni, Spitzer, Fanucchi, Borba and Kaiser.

DIRECTORS ABSENT: Garone.

STAFF PRESENT: General Manager Teglia, Assistant General Manager Bellue, General Counsel Iger, Water Resources Manager Mulkay, and Controller Duncan.

OTHERS PRESENT: None.

### **CLOSED SESSION DECLARED AT 12:02PM**

President Palla called to order the Closed Session of the Kern Delta Board of Directors at 12:02PM regarding the following agenda items:

A. Conference with Legal Counsel – Existing Litigation – Closed Session Pursuant to Gov. Code § 54956.9(d)(1):

1. SWRCB Kern River.
2. Kern Delta Water District et al. v. Rosedale Rio Bravo Water Storage District et al. (Onyx Ranch CEQA).

B. Conference with Legal Counsel – Potential Litigation – Closed Session Pursuant to Gov. Code § 54956.9(d)(2),(e)(1):

1. One Matter.

Closed Session concluded at 1:13PM.

### **REGULAR SESSION DECLARED AT 1:15PM**

President Palla called to order the Regular Session of the Kern Delta Board of Directors at 1:15PM.

Closed Session Report: District General Counsel Iger reported the following:

Item A: No reportable action.

Item B: No reportable action.

### **INTRODUCTION OF GUESTS AND PUBLIC**

Those listed as others present above were introduced.

**I. PUBLIC COMMENT**

None.

**II. MANAGER'S REPORT**

**A. Approve Minutes of the Regular Board Meeting of November 15, 2022:**

M/S/C (Mendonca/Fanucchi) (yes-8, no-0): By unanimous vote, with Director Garone absent, the Board approved the minutes from the regular board meeting of November 15, 2022, as presented.

**B. Verbal Report:** General Manager Teglia provided a report on several items including highlights from the recent ACWA conference he attended as well as information regarding the initial 2023 SWP allocation of 5%.

**C(i-iii). Old River Groundwater Banking Project:** Staff presented several items for Board consideration and approval related to the initiation of the Old River Groundwater Banking Project summarized below:

- i. Award Contract to Lonnie A. Cross Land Leveling, Inc. in an amount not to exceed \$1,128,063.48 for the Construction of the Old River Groundwater Banking Project.
- ii. Approve Construction Management Scope of Work with Zeiders Consulting in an amount not to exceed \$146,750.
- iii. Authorization for staff to transfer \$637,406.74 of District Fund Balance to the Kern Delta Water Banking Project to pay for 50% of the above project costs.

M/S/C (Spitzer/Borba) (yes-8, no-0): By unanimous vote, with Director Garone absent, the Board approved items C(i-iii) as detailed above.


**III. BOARD MEMBER COMMENTS**

None.

**IV. ADJOURNMENT:**

There being no further business, President Palla adjourned the meeting at approximately 1:32PM.

Respectfully Submitted,



Steven Teglia, General Manager

Approved by Board,



Richard Tillema, Board Secretary

**KERN DELTA WATER BANKING PROGRAM DISBURSEMENTS**  
**RECOMMENDED BY THE OPERATIONS & PROJECTS COMMITTEE**  
**1/3/2023 - Canceled**

#	PAYEE		AMOUNT	CHECK
1	BAKERSFIELD WELL	Repairs - KB4	47,613.00	3511
2	K&J SERVICES	Weed Control	1,360.00	3512
3	PGE - AE4	Well Utilities	90.42	3513
4	PGE - AE3	Well Utilities	41.99	3514
5	PGE - KD1	Well Utilities	2,595.92	3515
6	PGE - KI8	Well Utilities	47.13	3516
7	PGE - KD2	Well Utilities	42.03	3517
8	PGE - FR3	Well Utilities	41.99	3518
9	PGE - AE2	Well Utilities	64.38	3519
10	ZEIDERS	Consulting Services - OR	47,120.00	3520
11	KDWD	2022 Labor Costs	95,707.23	3521
12	PGE - BV3	Well Utilities	41.57	3522
13	PGE - BV5	Well Utilities	41.57	3523
14	PGE - BV2	Well Utilities	41.57	3524
15	BAKERSFIELD WELL	Pull Motor - KB6	2,030.00	3525
16	KCWA	2023 1st Qtr. CVC	298,287.00	Wire
<b>TOTAL</b>			<b>495,165.80</b>	

\*The January 3rd 2023 Operations and Projects Committee was canceled, the above will be reviewed at the January 12 ,2023 Business and Finance Committee meeting.



**SUNSET WATER BANKING PROGRAM DISBURSEMENTS**  
**RECOMMENDED BY THE OPERATIONS & PROJECTS COMMITTEE**  
**1/3/2023 - Canceled**

#	PAYEE		AMOUNT	CHECK
1	VOID	-	-	13
2	LAMONT FENCE COMPANY	Fence installation	31,739.00	14
3	SPECIALTY CONSTRUCTION, INC.	Progress payment 2	181,766.63	15
4	PACIFIC PREMIER BANK	Retainage	9,566.67	16
<b>TOTAL</b>			<b>223,072.30</b>	

\*The January 3rd 2023 Operations and Projects Committee was canceled, the above will be reviewed at the January 12 ,2023 Business and Finance Committee meeting.



To: Kern Delta Water District Board of Directors

From: Steven Teglia

Date: December 20, 2022

Re: Invoices and Disbursements, Special Projects & Water Banking Project Operation/Construction.

---

**RECOMMENDATION:**

Staff recommends payment of the following thirteen payables divided into three overall groups of: 1) water banking program design, construction, and construction support -- \$00.00; 2) water banking variable -- \$378,939.19; 3) Kern Delta Water District construction -- \$00.00. The total expenditure in November for these areas is \$378,939.19 (plus additional PG&E well energy stand-by cost).

**DISCUSSION:**

The following thirteen payables can be divided into three overall groups: 1) water banking program design, construction and construction support, 2) water banking variable, and 3) Kern Delta construction.

**First group (Water Banking Program Design, Construction, and Construction Support):**

**Second group (Water Banking Variable):**

- 1) KCWA-ID4 – \$140,086.75 (2021 CVC O&M Reconciliations)
- 2) KDWD – \$140,086.75 (2021 CVC O&M Reconciliations)
- 3) PG&E – \$112.89 (AE-01, Power/stand-by energy cost for the wells associated with the Water Banking water production)
- 4) PG&E – \$29,435.62 (KI-07, Power/stand-by energy cost for the wells associated with the Water Banking water production)
- 5) PG&E – \$60.35 (KI-08, Power/stand-by energy cost for the wells associated with the Water Banking water production)
- 6) PG&E – \$57.72 (AE-02, Power/stand-by energy cost for the wells associated with the Water Banking water production)
- 7) PG&E – \$18,581.43 (KD-01, Power/stand-by energy cost for the wells associated with the Water Banking water production)
- 8) Quinn – \$65.32 (Hooks for Backhoe #402)
- 9) KDWD – \$1,567.89 (Inter Entity Reclass 11/2022)
- 10) PG&E – \$43.43 (FR-03, Power/stand-by energy cost for the wells associated with the Water Banking water production)
- 11) PG&E – \$62.81 (AE-03, Power/stand-by energy cost for the wells associated with the Water Banking water production)
- 12) PG&E – \$21,573.67 (KD-02, Power/stand-by energy cost for the wells associated with the Water Banking water production)
- 13) PG&E – \$27,204.56 (AE-04, Power/stand-by energy cost for the wells associated with the Water Banking water production)

**Third group (Kern Delta Construction)**

**KERN DELTA WATER BANKING PROGRAM DISBURSEMENTS**  
**RECOMMENDED BY THE OPERATIONS & PROJECTS COMMITTEE**  
**Tuesday, December 6, 2022**

#	PAYEE		AMOUNT	CHECK
1	KCWA-ID4	2021 CVC O&M RECONCILIATIONS	140,086.75	3486
2	KDWD	2021 CVC O&M RECONCILIATIONS	140,086.75	3487
3	PGE - AE1	Well Utilities	112.89	3488
4	PGE - KI7	Well Utilities	29,435.62	3489
5	PGE - KI8	Well Utilities	60.35	3490
6	PGE - AE2	Well Utilities	57.72	3491
7	PGE - KD1	Well Utilities	18,581.43	3492
8	QUINN	HOOKS FOR BACKHOE 402	65.32	3493
9	KDWD	INTER ENTITY RECLASS 11/2022	1,567.89	3494
10	PGE - FR3	Well Utilities	43.43	3495
11	PGE - AE3	Well Utilities	62.81	3496
12	PGE - KD2	Well Utilities	21,573.67	3497
13	PGE - AE4	Well Utilities	27,204.56	3498
TOTAL			378,939.19	

*The following were received after the December 6, 2022 Operations & Projects Committee meeting and will be reviewed at the December 15th, 2022 Business and Finance Committee meeting.*

□

#	PAYEE		AMOUNT	CHECK
1	PGE - ST1	Well Utilities	5.64	3499
2	PGE - BV4	Well Utilities	10.27	3500
3	PGE - BV2	Well Utilities	10.27	3501
4	PGE - BV3	Well Utilities	10.27	3502
5	PGE - BV5	Well Utilities	10.27	3503
6	PGE - KB6	Well Utilities	9,070.00	3504
7	PGE - FR2	Well Utilities	62.44	3505
8	PGE - AE1	Well Utilities	119.00	3506
9	PGE - KI7	Well Utilities	5,862.79	3507
10	PGE - KB3	Well Utilities	6,453.26	3508
11	PGE - KB1	Well Utilities	8,579.14	3509
12	PGE - KB4	Well Utilities	47.30	3510
TOTAL			30,240.65	

**SUNSET WATER BANKING PROGRAM DISBURSEMENTS  
RECOMMENDED BY THE OPERATIONS & PROJECTS COMMITTEE**

**Tuesday, November 1, 2022**

#	PAYEE	AMOUNT	CHECK
1	SPECIALTY CONSTRUCTION, INC.      Progress payment 1	369,553.80	11
<b>TOTAL</b>		<b>369,553.80</b>	

*The following were received after the November 1st, 2022 Operations & Projects committee meeting and will be reviewed at the November 10th, 2022 Business and Finance Committee meeting.* ☐

☐

#	PAYEE	AMOUNT	CHECK
1	PACIFIC PREMIER BANK      5% Retainage	19,450.20	12
<b>TOTAL</b>		<b>19,450.20</b>	

**KERN DELTA WATER DISTRICT**  
**DISBURSEMENTS RECOMMENDED BY THE BUSINESS AND FINANCE COMMITTEE**  
**Thursday, January 12, 2023**

**DECEMBER 2022 SUB TOTAL   \$   285,544.92**

<b># PAYEE</b>	<b>AMOUNT</b>	<b>CHECK</b>
1 ADVANCED DISTRIBUTION - Glad Hand And Air Hose	73.75	46154
2 AG SPRAY EQUIPMENT - Fittings	390.62	46155
3 ALSPAW TREE SERVICE - Tree Removal	40,000.00	46156
4 AMERIFUEL - Fuel	5,514.77	46157
5 BSE RENTS - New Box On Rim	220.24	46158
6 BUDGET BOLT, INC. - Bolts 403	143.50	46159
7 CARQUEST, INC. - Battery Cable T3	1.89	46160
8 CINTAS - First Aid	1,072.45	46161
9 COX, CASTLE & NICHOLSON LLP - Professional Services	3,379.50	46162
10 DANIELS TIRE SERVICE - Flat Repair 404, Tire Sensor 214, Tire Repair 326	777.46	46163
11 DERRELS MINI STORAGE - Storage	1,004.40	46164
12 ELLISON, SCHNEIDER & HARRIS L.L.P. - Professional Services	6,315.00	46165
13 HALL LETTER SHOP - Envelopes	228.44	46166
14 HERC RENTALS - Telehandler Rental	1,310.29	46167
15 HOME DEPOT CREDIT SERVICES - Cement	33.28	46168
16 IGER STUDIO - 2 Prints For Office	100.00	46169
17 JERRY AND KEITH'S - Mirror 330	24.75	46170
18 JIM BURKE FORD - Taillight 325, Sensor 214, Horn 220	210.27	46171
19 JORONCO RENTALS - Rentals	179.58	46172
20 KERN COUNTY RECORDER - Lien Redemptions	120.00	46173
21 KERN COUNTY WATER AGENCY - Berrenda Mesa 2019 4% Water	57,342.00	46174
22 KERN WATER BANK AUTHORITY - 2019 4% Water	389,354.00	46175
23 MARCOM GROUP - Website Hosting	95.00	46176
24 VOID Check	-	46177
25 O'REILLY AUTO PARTS - Belt T14	15.38	46178
26 PACIFIC GAS & ELECTRIC - Lights	12.16	46179
27 PACIFIC GAS & ELECTRIC - Shop	698.64	46180
28 PACIFIC GAS & ELECTRIC - Office	1,356.89	46181
29 PAL AUTO PRO - Rotor Resurfacing 216	80.00	46182
30 PRINCIPAL LIFE INSURANCE - 01/01/23-01/31/23	5,707.63	46183
31 PROGRESSIVE TECHNOLOGY, INC. - Phone Service	433.38	46184
32 PURCHASE POWER - Postage Refill	520.82	46185
33 QUINN - Socket Cap #403	1,477.34	46186
34 RELIABLE JANITORIAL - Cleaning Service	1,185.00	46187
35 SCHWEBEL PETROLEUM - Lubricants/5w-20	1,441.06	46188
36 SNIDER'S - Spare Key 330	27.60	46189
37 SPARKLE TEXTILE RENTAL SERVICE - Uniforms, Towels	1,096.66	46190
38 SPECTRUM - Internet Service	373.54	46191
39 SSD ALARM - Guard Response	25.00	46192
40 STINSON STATIONERS - Office Supplies	242.59	46193
41 TARGET SPECIALTY PRODUCTS - Payload	4,821.08	46194
42 UPL NA INC - Cascade, Teton	213,282.31	46195
43 VERIZON - Cell Service	652.42	46196
44 VERIZON CONNECT - Gps Service	356.90	46197

45 WESTCOAST HYDRAULICS, INC. - Hose, Fittings T14	476.33	46198
46 WHITE CAP - Extension Poles, First Aid Kits, Gloves	386.18	46199
47 CENTRALIZE HR - December admin fee	1,895.00	Wire
48 PAYROLL #25	76,913.17	Wire
49 PAYROLL PEOPLE #25	167.55	Wire
50 EDD-STATE P/R #25	4,638.03	Wire
51 EFT-IRS P/R #25	21,006.01	Wire
52 LINCOLN LIFE - retirement program	12,475.21	Wire
53 LINCOLN LIFE - deferred comp.	2,929.45	Wire
54 EMPOWER - deferred comp.	1,715.00	Wire
55 PAYROLL #26	77,278.70	Wire
56 PAYROLL PEOPLE #26	195.55	Wire
57 EDD-STATE P/R #26	4,599.03	Wire
58 EFT-IRS P/R #26	21,089.94	Wire
59 LINCOLN LIFE - retirement program	12,635.49	Wire
60 LINCOLN LIFE - deferred comp.	2,929.45	Wire
61 EMPOWER - deferred comp.	1,715.00	Wire
<b>DECEMBER 2022 TOTAL</b>		<b>1,270,287.60</b>

# PAYEE	AMOUNT	CHECK
1 UNITED AG BENEFIT TRUST - M. Mulkay 01/2023	1,070.59	46200
2 A1 ANSWERING SERVICE - Answering Service	524.47	46201
3 ACWA - 2023 Dues	17,890.00	46202
4 AMERICAN HYDROTECH - Lawn Service	325.00	46203
5 AMERIFUEL - Fuel	4,974.54	46204
6 CALIFORNIA FARM WATER COALITION - 2023 Dues	2,500.00	46205
7 CITY OF BAKERSFIELD - 21/22 Share Of Snow Surveys, Jul-Sep 22 Isabella Storage	2,315.23	46206
8 GREENFIELD COUNTY WATER DIST. - Office Utilities	126.46	46207
9 JERRY AND KEITH'S - Air Fitting	48.24	46208
10 KAMAN - Bearing, Seal T14	46.17	46209
11 KERN COUNTY RECORDER - Redemptions	20.00	46210
12 KERN DELTA WATER BANKING PROJECT - 1st Qtr. CVC Share	74,571.75	46211
13 LOWE'S BUSINESS ACCOUNT - Couplers, Adapter, Propane	455.89	46212
14 McMURTREY, HARTSOCK, WORTH & ST. LAWRENCE - Professional Services	13,090.00	46213
15 NORTH KERN WATER STORAGE DISTRICT - 2022 4th Qtr. W/M Charges	2,011.50	46214
16 NORTH WEST KERN RESOURCE CONSERVATION - 2023 Dues	4,000.00	46215
17 PACIFIC POWER, INC. - Filters-Welder	84.49	46216
18 PRICE DISPOSAL - Waste Removal	15.05	46217
19 PROGRESSIVE TECHNOLOGY, INC. - It Support	1,282.00	46218
20 RKL SOLUTIONS, LLC - It Support	105.00	46219
21 SPARKLE TEXTILE RENTAL SERVICE - Uniforms, Towels, Mats	850.58	46220
22 STERICYCLE, INC. - Shred Service	120.11	46221
23 VACUSWEEP - Parking Lot Maintenance	420.00	46222
24 VALLEY AG WATER COALITION - 2023 Dues	3,500.00	46223
25 WESTCOAST HYDRAULICS, INC. - Hydraulic Hose & Fittings	235.71	46224
26 ROBERT FANUCCHI - Member Fees 10/22-12/22	500.00	46225
27 FRED GARONE - Member Fees 10/22-12/22	900.00	46226
28 GEORGE BORBA - Member Fees 10/22-12/22	400.00	46227
29 JOEY MENDONCA - Member Fees 10/22-12/22	600.00	46228

30 JOHN KAISER - Member Fees 10/22-12/22	1,000.00	46229
31 KEVIN ANTONGIOVANNI - Member Fees 10/22-12/22	1,000.00	46230
32 RICHARD TILLEMA - Member Fees 10/22-12/22	1,000.00	46231
33 RODNEY PALLA - Member Fees 10/22-12/22	800.00	46232
34 ROSS E. SPITZER - Member Fees 10/22-12/22	500.00	46233
35 KERN COUNTY WATER AGENCY - 1st Installment State Water	2,324,642.00	Wire
36 PAYROLL #25	76,913.17	Wire
37 PAYROLL PEOPLE #25	167.55	Wire
38 EDD-STATE P/R #25	4,638.03	Wire
39 EFT-IRS P/R #25	21,006.01	Wire
40 LINCOLN LIFE - retirement program	12,475.21	Wire
41 LINCOLN LIFE - deferred comp.	2,929.45	Wire
42 EMPOWER - deferred comp.	1,715.00	Wire
43 CENTRALIZE HR - admin fee	1,895.00	Wire
<b>JANUARY 2023 SUBTOTAL</b>		<b>2,583,664.20</b>

**KERN DELTA WATER DISTRICT****Anticipated Disbursements - Month End - January 2023**

<b>Payee</b>	<b>Reason</b>	<b>January 2023 Estimated</b>
ADVANCED DIST.	truck maintenance/repair	150.00
AG SPRAY EQUIPMENT	spray parts	150.00
AMERIFUEL	gas/diesel fuel	6,750.00
BATTERY SYSTEMS	vehicle maintenance	425.00
BSE RENTS	concrete	250.00
BUGNI HARDWARE	boots	275.00
CARQUEST	brake fluid, lube	350.00
CITIZENS CARDMEMBER SERV	misc expenses	3,500.00
COUNTRY TIRE	vehicle tires	800.00
COX, CASTLE & NICHOLSON LLP	professional services	5,000.00
ELLISON, SCHNEIDER & HARRIS	professional services	15,000.00
EMPOWER	deferred comp contributions	1,715.00
HALL LETTER SHOP	mass mailing service	250.00
HERC RENTALS	equipment rental	2,500.00
INDUSTRIAL MEDICAL GROUP	new hire drug screens, physicals	500.00
JERRY & KEITH'S	truck maintenance/repair	25.00
JIM BURKE	truck maintenance/repair	500.00
K.C. WASTE (PUBLIC WORKS)	dumping	3,500.00
KERN COUNTY RECORDER	lien redemption	240.00
LINCOLN FINANCIAL	pension/deferred comp contributions	15,500.00
LOWE'S	maintenance materials	1,500.00
MARCOM GROUP	district web site support	95.00
McMURTREY, HARTSOCK et al	professional services	12,705.00
MOSSMAN'S	catering	435.00
O'REILLY AUTO PARTS	vehicle repair parts	150.00
ORKIN	pest control - office	540.00
P.G.&E.	district office utilities	2,100.00
PRINCIPAL LIFE INS.	dental/vision/life insurance premium	4,750.00
PROGRESSIVE TECH.	IT and computer system support	433.38
QUINN	motorgrader maintenance/repair	1,250.00
RELIABLE JANITORIAL	janitor service	1,185.00
SPARKLE	uniform/laundry service	1,200.00
SPECTRUM	internet access	373.54
SSD SYSTEMS	office alarm monitoring	25.00
STERICYCLE, INC (Shred-it)	office shredding and disposal	110.00
STERLING ADMINISTRATION	medical insurance - annual fees	128.00
STINSON'S	office supplies	235.00
TARGET	weed control chemicals	50,000.00
UNITED AG	medical insurance premium	33,500.00
VERIZON	cell phones and service	750.00
WHITE CAP	maintenance peripherals	350.00
		<hr/> <b>169,194.92</b> <hr/>



**KERN DELTA WATER DISTRICT**  
**DISBURSEMENTS RECOMMENDED BY THE BUSINESS AND FINANCE COMMITTEE**  
**Thursday, December 15, 2022**

**NOVEMBER 2022 SUB TOTAL   \$   363,051.44**

<b># PAYEE</b>	<b>AMOUNT</b>	<b>CHECK</b>
1 ADVANCED DISTRIBUTION - Socket Reducer	28.35	46084
2 AMERIFUEL - Fuel	9,039.59	46085
3 BSE RENTS - Cement	209.86	46086
4 BUGNI HARDWARE AND FEED - Rubber Boots	274.52	46087
5 CARQUEST, INC. - Freon	439.90	46088
6 CASH - Class A Application, Pesticide Book	139.22	46089
7 CITIZENS CARDMEMBER SERVICES - Seminars, Lunch, Office Supplies	5,197.94	46090
8 COUNTRY TIRE & WHEEL - Tires 327	783.74	46091
9 COX, CASTLE & NICHOLSON LLP - Professional Services	530.00	46092
10 JIM BURKE FORD - Filters 324, 325, 326	357.09	46093
11 KERN COUNTY PUBLIC WORKS - Dump Fees	2,920.30	46094
12 LOWE'S BUSINESS ACCOUNT - Lumber, Clamp, Water Filters, Trash Bags	10,666.85	46095
13 MADELYNE RODRIGUEZ - 11/2022 Reimb.	221.63	46096
14 NATIONAL GROUNDWATER ASSOCIATION - 3213173 2023 Membership	120.00	46097
15 PACIFIC GAS & ELECTRIC - Office	1,439.17	46098
16 PRINCIPAL LIFE INSURANCE - 12/01/22-12/31/22	4,051.83	46099
17 PROGRESSIVE TECHNOLOGY, INC. - Phone Service	433.38	46100
18 QUINN - Air/Oil Filters 403	666.27	46101
19 RELIABLE JANITORIAL - Cleaning Service	1,185.00	46102
20 SSD ALARM - Alarm Response	75.00	46103
21 UNITED AG BENEFIT TRUST - 12/2022 Medical Premium, M. Mulkay 12/2022	28,569.41	46104
22 VALLEY DECAL - Decal 330 - Ca#	19.70	46105
23 WHITE CAP - Saftey Glasses	116.22	46106
24 AGILITECH, IES - Electrical Work - Traveling Water Screens	1,404.00	46107
25 ELLISON, SCHNEIDER & HARRIS L.L.P. - Professional Services	1,469.90	46108
26 GRAINGER - Light Bulbs For Shop	400.76	46109
27 HERCULES INDUSTRIES, INC. - 100 Of 19R63 And 100 Of 27R52 Locks	3,623.68	46110
28 JIM BURKE FORD - Air Filters	308.64	46111
29 KERN COUNTY RECORDER - Lien Redemptions	220.00	46112
30 KERN COUNTY SEWER - Septic Service	1,275.00	46113
31 KERN RIVER POWER EQ. - Chainsaw Parts	92.19	46114
32 MARCOM GROUP - Website Hosting	95.00	46115
33 O'REILLY AUTO PARTS - Air Filter 105, Wiper Blades	151.63	46116
34 ORKIN - 2023 Pest Control	541.44	46117
35 PACIFIC GAS & ELECTRIC - 10/26/22-11/23/22 Lights	12.15	46118
36 PITNEY BOWES - Lease Payment	260.80	46119
37 SPECTRUM - Internet Service	373.54	46120
38 SSD ALARM - Alarm Service	987.39	46121
39 STINSON STATIONERS - Office Supplies	225.13	46122
40 VERIZON - Cell Service	653.21	46123
41 PAYROLL #23	74,964.85	Wire
42 PAYROLL PEOPLE #23	167.55	Wire
43 EDD-STATE P/R #23	4,456.88	Wire
44 EFT-IRS P/R #23	20,228.08	Wire
45 LINCOLN LIFE - retirement program	12,360.48	Wire
46 LINCOLN LIFE - deferred comp.	2,929.45	Wire
47 EMPOWER - deferred comp.	1,715.00	Wire
48 PAYROLL #24	74,916.96	Wire

49 PAYROLL PEOPLE #24	167.55	Wire
50 EDD-STATE P/R #24	4,456.85	Wire
51 EFT-IRS P/R #24	20,275.96	Wire
52 LINCOLN LIFE - retirement program	12,360.48	Wire
53 LINCOLN LIFE - deferred comp.	29,229.45	Wire
54 EMPOWER - deferred comp.	1,715.00	Wire
55 STERLING - HRA admin	132.00	Wire

**NOVEMBER 2022 TOTAL      702,707.41**

# PAYEE	AMOUNT	CHECK
1 A1 ANSWERING - Answering Service	540.62	46124
2 AMERICAN HYDRO - Lawn Service	325.00	46125
3 AMERIFUEL - Fuel	6,783.73	46126
4 B&B SURPLUS, INC. - Rebuild Ramps T-11	599.53	46127
5 BATTERY SYSTEMS, INC. - Reissue Lost Check	424.92	46128
6 BUGNI HARDWARE AND FEED - Rain Gear	2,527.44	46129
7 CASH - Employee Xmas	2,625.00	46130
8 CITIZENS CARDMEMBER SERVICES - Subscriptions, Office Supplies, Lunch	4,736.77	46131
9 CITY OF BAKERSFIELD - 2022 3rd Qtr Clearing	71,876.64	46132
10 CLEAR AIR SMOG - Smog Check	40.00	46133
11 EL PUEBLO RESTAURANT - Lunch	407.55	46134
12 GREENFIELD COUNTY WATER DIST. - Office Utilities	157.42	46135
13 JIM BURKE FORD - Filter & Starter 327, Nuts	447.02	46136
14 KERN COUNTY PUBLIC WORKS - Dumping Fees	1,849.04	46137
15 LOWE'S BUSINESS ACCOUNT - Batteries, Keys, Lightbulbs	186.85	46138
16 McMURTREY, HARTSOCK, WORTH & ST. LAWRENCE - Nov-22	12,551.00	46139
17 NORTH KERN WATER STORAGE DISTRICT - Weather Mod	10,594.45	46140
18 O'REILLY AUTO PARTS - Rear Brake Pads #224	64.65	46141
19 PRICE DISPOSAL - Dumping Fees	15.05	46142
20 PROFORMA - Service Award	146.31	46143
21 PROGRESSIVE TECHNOLOGY, INC. - It Support	1,282.00	46144
22 QUINN - Dozer Rental	9,863.60	46145
23 SCHWEBEL PETROLEUM - Def	206.83	46146
24 SPARKLE TEXTILE RENTAL SERVICE - Uniforms, Mats	2,737.76	46147
25 SSD ALARM - Alarm Service	1,074.90	46148
26 STINSON STATIONERS - Office Supplies	442.38	46149
27 UNITED AG BENEFIT TRUST - 01/2023 Medical Premium	30,058.50	46150
28 VACUSWEEP - Parking Lot Maintenance	420.00	46151
29 WESTAIR GASES & EQUIPMENT, INC. - Grinding Wheel, Plug, Lens, Gas	310.54	46152
30 WIENHOFF AND ASSOCIATES, INC. - Annual Membership	510.00	46153
31 PAYROLL #25	76,913.17	Wire
32 PAYROLL PEOPLE #25	167.55	Wire
33 EDD-STATE P/R #25	4,638.03	Wire
34 EFT-IRS P/R #25	21,006.01	Wire
35 LINCOLN LIFE - retirement program	12,475.21	Wire
36 LINCOLN LIFE - deferred comp.	2,929.45	Wire
37 EMPOWER - deferred comp.	1,715.00	Wire
38 CENTRALIZE HR - admin fee	1,895.00	Wire

**DECEMBER 2022 SUBTOTAL      285,544.92**

**KERN DELTA WATER DISTRICT****Anticipated Disbursements - Month End - December 2022**

Payee	Reason	December 2022
		Estimated
ABATE-A-WEED	contract weed control	900.00
ADVANCED DIST.	truck maintenance/repair	491.00
AG SPRAY EQUIPMENT	spray parts	75.00
AMERIFUEL	gas/diesel fuel	9,500.00
B & B SURPLUS	canal maintenance materials	200.00
BATTERY SYSTEMS	vehicle maintenance	450.00
BSE RENTS	concrete	300.00
BUDGET BOLT	maintenance materials	375.00
BUGNI HARDWARE	boots	275.00
CARQUEST	brake fluid, lube	450.00
COUNTRY TIRE	vehicle tires	800.00
COX, CASTLE & NICHOLSON LLP	professional services	15,000.00
DERREL'S MINI STORAGE	storage rental	1,004.40
ELLISON, SCHNEIDER & HARRIS	professional services	10,000.00
EMPOWER	deferred comp contributions	1,815.00
GOLDEN EMPIRE CONCRETE	concrete	800.00
GRAINGER	safety materials	300.00
HALL LETTER SHOP	mass mailing service	500.00
HERC RENTALS	equipment rental	2,500.00
JERRY & KEITH'S	truck maintenance/repair	75.00
JIM BURKE	truck maintenance/repair	600.00
K.C. WASTE (PUBLIC WORKS)	dumping	3,500.00
KERN COUNTY RECORDER	lien redemption	220.00
KERN MACHINERY	truck maintenance/repair	60.00
LINCOLN FINANCIAL	pension/deferred comp contributions	15,500.00
MARCOM GROUP	district web site support	95.00
MOSSMAN'S	catering	425.00
NORTH KERN WSD	watermaster/weather modification	9,500.00
O'REILLY AUTO PARTS	vehicle repair parts	200.00
PAL AUTO PRO	loosen rotor #222	150.00
P.G.&E.	district office utilities	1,400.00
PRINCIPAL LIFE INS.	dental/vision/life insurance premium	4,450.00
PROGRESSIVE TECH.	IT and computer system support	1,200.00
QUINN	motorgrader maintenance/repair	650.00
RELIABLE JANITORIAL	janitor service	1,185.00
SCHWEBEL PETROLEUM	oil/lubricants	350.00
SPARKLE	uniform/laundry service	3,250.00
SPECTRUM	internet access	373.54
STEPHEN SMITH WEED CONTROL	weed control spraying service	1,200.00
STERICYCLE, INC (Shred-it)	office shredding and disposal	150.00
STERLING ADMINISTRATION	medical insurance - annual fees	128.00
STINSON'S	office supplies	250.00
SULLY & SON	canal maintenance materials	80.00
UNITED RENTAL	equipment rental	1,000.00
UPL NA INC	weed control chemicals	156,000.00
VERIZON	cell phones and service	655.00
WHITE CAP	maintenance peripherals	125.00
		<hr/> 248,506.94 <hr/>

**RESOLUTION NO. 2023-01**

**RESOLUTION OF THE BOARD OF DIRECTORS OF KERN  
DELTA WATER DISTRICT CONSENTING TO SIGNING A  
CONTRACT FOR TEMPORARY WATER SERVICE BETWEEN  
THE UNITED STATES AND KERN DELTA WATER DISTRICT**

**WHEREAS**, Kern Delta Water District wishes to enter into an agreement with the United States Department of Interior Bureau of Reclamation entitled “Contract For Temporary Water Service Between The United States and Kern Delta Water District” for the purpose of purchasing water made available from the Central Valley Project pursuant to Section 215 of the Reclamation Reform Act; and

**WHEREAS**, the Kern Delta Water District is primarily located within the service area of the Central Valley Project; and

**WHEREAS**, the contract will remain in effect for the 2023 water year.

NOW THEREFORE BE IT RESOLVED, by the Board of Directors of the Kern Delta Water District, as follows:

1. Kern Delta Water District hereby consents to the above-mentioned Contract for Temporary Water Service and authorizes its President or General Manager to sign the contract on behalf of Kern Delta Water District.

ALL THE FOREGOING being on motion of Director Spitzer, second by Director Mendonca and authorized by the following vote:

AYES:

NOES:

ABSENT:

ABSTAIN:

I HEREBY CERTIFY that the foregoing is the resolution of said District as duly passed and adopted by said Board of Directors on the 17th day of January 2023.

---

**RODNEY PALLA**

President of the Board of Directors

---

**RICH TILLEMA**

Secretary of the Board of Directors

Tab III





## **BUSINESS & FINANCE COMMITTEE MEETING**

**501 Taft Highway  
Bakersfield, CA**

**THURSDAY, January 12, 2023  
10:00AM**

### **A G E N D A**

- 1. Call to order**
- 2. Public Comment Period**
- 3. Approve Minutes of December 15, 2022, Meeting of the Business & Finance Committee**
- 4. Financial Reports and Accounts Payable:**
  - a. Approve December 2022 and January 2023 District and Banking Project(s) Disbursements
  - b. Approve December 2022 Financial Reports
- 5. District Controller's Report:**
  - a. Quarterly Investment Review
  - b. Prepay Policy Discussion
- 6. Committee Comments**
- 7. Adjourn**

A handwritten signature in black ink, appearing to read "Bryan Duncan", with a long horizontal line extending to the right.

**Bryan Duncan  
District Controller**

**Posted: Monday January 9, 2023  
Bakersfield, California**

Requests for disability related modifications or accommodations, including auxiliary aids or services may be made by telephoning or contacting Madelyne Rodriguez at the District Office (661-834-4656). Please attempt to make such requests known at least 24 hours before the scheduled meeting. Pursuant to Government Code section 54957.5, any materials relating to an open session item on this agenda, distributed to the Board of Directors after the distribution of the agenda packet, will be made available for public inspection at the time of distribution at the District, 501 Taft Highway, Bakersfield, CA.



**MINUTES OF THE BUSINESS & FINANCE COMMITTEE**  
**Thursday, January 12, 2023**

---

DIRECTORS PRESENT: Antongiovanni, Tillema, Garone and Kaiser.

OTHERS PRESENT: From KDWD: General Manager Teglia, Water Resources Manager Mulkay, Assistant General Manager Bellue, Controller Duncan, General Counsel Iger, and Administrative Assistant Rodriguez.

**1. CALL TO ORDER**

Chair Antongiovanni called the meeting to order at 10:04 A.M.

**2. PUBLIC COMMENTS**

None.

**3. APPROVAL OF PREVIOUS COMMITTEE MEETING MINUTES**

- a. **M/S/C (Tillema/Kaiser) (yes – 4, no – 0):** The Business & Finance Committee approved the minutes of the Business & Finance Committee meeting held on December 15, 2022, as presented.

**4. FINANCIAL REPORTS AND DISBURSEMENTS**

- a.- b. Approval of December 2022 and January 2023 Disbursements and December 2022 Financial Reports.

**M/S/C (Garone/Tillema) (yes – 4, no – 0):** The Business & Finance Committee recommends the Board approve the December 2022 and January 2023 District Disbursements, the December 2022 and January 2023 Water Banking Projects' Disbursements, the anticipated January 2023 end of month Disbursements, and the December 2022 District and Water Banking Projects' Financial Statements, Treasurer's Reports, and Delinquency Report as presented.

**5. DISTRICT CONTROLLER'S REPORT**

- a. Quarterly Investment Review.

Staff presented the District's Investment Review for the 4<sup>th</sup> Quarter of 2022. Staff reviewed Board approved investments in US Treasury Securities. The status and reinvestment options for matured notes will be discussed at the next committee meeting.

- b. Prepay Policy

The Business & Finance Committee directed staff to draft a Policy for accepting prepayments on water usage accounts to be discussed at a future Board meeting.

**6. DIRECTORS' COMMENTS**

None.

**7. ADJOURN**

Chair Antongiovanni adjourned the meeting at 11:04 A.M.

Respectfully submitted,

---

Kevin Antongiovanni – Chair

**Kern Delta Water District  
Balance Sheet  
As of December 31, 2022**

	<u>12/31/2022</u>	<u>11/30/2022</u>	<u>Month-to-Month Variance</u>
<b>Assets</b>			
Current Assets			
Cash & Cash Equivalents	22,688,098	21,551,419	1,136,679
Accounts Receivable	1,223,299	161,530	1,061,769
Due From Banking Projects	95,707	0	95,707
Inventory & Prepaid Expenses	626,701	440,547	186,154
Total Current Assets	<u>24,633,805</u>	<u>22,153,496</u>	<u>2,480,309</u>
Net Fixed Assets			
Fixed Assets			
District Structures, Rights of Way	18,235,547	18,235,547	0
CVC Expansion	8,776,668	8,776,668	0
Machinery & Equipment	2,735,856	2,735,856	0
Fixed Assets	<u>29,748,071</u>	<u>29,748,071</u>	<u>0</u>
Less Accumulated Depreciation	<u>(7,624,349)</u>	<u>(7,585,995)</u>	<u>(38,353)</u>
Net Fixed Assets	<u>22,123,722</u>	<u>22,162,076</u>	<u>(38,353)</u>
Investment in Joint Powers Authority	<u>15,376</u>	<u>15,375</u>	<u>0</u>
Investment in Banking Project	<u>9,527,537</u>	<u>8,890,130</u>	<u>637,407</u>
Investment in Sunset Banking Program	<u>500,000</u>	<u>500,000</u>	<u>0</u>
<b>Total Assets</b>	<b><u>56,800,440</u></b>	<b><u>53,721,077</u></b>	<b><u>3,079,363</u></b>
<b>Liabilities &amp; Equity</b>			
Current Liabilities			
Accounts Payable	140,103	204,997	(64,893)
Deferred Revenue	997,686	0	997,685
Deposits Held for Others	107,552	107,552	0
Other Liabilities	176,985	176,898	88
Total Current Liabilities	<u>1,422,326</u>	<u>489,447</u>	<u>932,880</u>
Long Term Liabilities			
Bonds & COP Debt	3,565,000	3,565,000	0
Bonds Premium & Costs	113,549	130,694	(17,146)
Total Long Term Liabilities	<u>3,678,549</u>	<u>3,695,694</u>	<u>(17,146)</u>
Equity From Past Years	51,739,183	51,739,183	0
Accumulated Equity - Current Year	<u>(39,618)</u>	<u>(2,203,247)</u>	<u>2,163,629</u>
<b>Total Liabilities &amp; Equity</b>	<b><u>56,800,440</u></b>	<b><u>53,721,077</u></b>	<b><u>3,079,363</u></b>



**Kern Delta Water District  
Cash Variance Analysis  
December 31, 2022**

**Cash Received:**

Accounts Receivable Collections	130,111
Share of Property Tax Receipts	2,557,174
Interest Received	877
KCWA Credit from CVC Payments	140,087
Credits from DOT	24,289
Other	5,528
Other (Pioneer Project Credit)	
	<u>2,858,065</u>

**Cash Disbursed:**

Transferred to KDWP	(637,407)
Disbursements for Goods and Services:	
Kern Water Bank Authority	(389,354)
UPL NA/Target - Weed Chemicals Inventory	(218,103)
City of Bakersfield - 3rd Qtr 2022 Isabella Accounting	(71,877)
KCWA - Berrenda Mesa 4% Water (2019)	(57,342)
Alspaw Tree Service	(40,000)
Medical/Dental Monthly Insurance Premiums	(35,766)
Professional Services	(22,246)
Diesel/Gas for Fleet	(12,299)
Quinn - Equipment Maintenance	(11,341)
Other Disbursements	(50,032)
	<u>(1,545,766)</u>
Payrolls Paid	<u>(240,288)</u>
	<u>(1,786,053)</u>

**Positive/(Negative) Cash Variance Before FMV Adjustment**

1,072,011

**FMV Adjustment to Kern County Funds**

64,668

**Adjusted Positive/(Negative) Cash Variance**

1,136,679

**Kern Delta Water District**  
**Accounts Receivable Variance Analysis**  
**December 31, 2022**

**Revenue Added to Accounts:**

Water Sales - Utility Water	17,840
District Wells Revenue	46
Seepage Revenue	80,591
Assessments - 2022 Billing	997,685
Annual Storm Drain Agreement(s)	94,114
Other Misc Revenues:	
Misc Leases and Rentals	2,400
Penalties/Interest/Adjustments	(796)
	<hr/>
	1,191,880
	<hr/>

**Cash Received on Account:**

Water Payments	(46,522)
Misc Payments	(81,463)
Assessments Payments	(2,126)
	<hr/>
	(130,111)

**Interest Payments**

-
<hr/>
(130,111)
<hr/>

**Net positive/(negative) variance**

<b>1,061,769</b>
------------------

**Kern Delta Water District  
Inventory/Prepays Variance Analysis  
December 31, 2022**

**Additions to Accounts:**

Weed Control Chemicals Purchased	213,281
Prepaid Additions	1,616
	<hr/>
	214,897

**Usage/Amortization:**

Chemicals Consumed During Month	(7,024)
Amortization of Prepaid Accounts	(21,720)
	<hr/>
	(28,744)

<b>Net positive/(negative) variance</b>	<b>186,154</b>
---	----------------

**Kern Delta Water District**  
**Statement of Operating Results**  
**Through the Period Ended December 31, 2022**

	<u>Current Month</u>	<u>Year to Date</u>	<u>Annual Budget</u>	<u>YTD as %age of Budget (Target is 100%)</u>	<u>Budget Remaining</u>
<b>REVENUE</b>					
State Water Sales	0	0	992,439	0 %	(992,439)
Utility Water Sales	17,840	1,625,338	3,214,296	51 %	(1,588,958)
Seepage Revenue	80,208	701,808	750,000	94 %	(48,192)
Equalization	0	9,199	9,170	100 %	29
Assessments	(1,112)	1,006,251	1,011,424	99 %	(5,173)
Share of County Property Tax	2,557,174	5,613,580	5,371,745	105 %	241,835
Interest Revenue	877	163,841	236,060	69 %	(72,219)
Other Revenue	122,008	381,139	175,000	218 %	206,139
Water Transfer Charges	0	731,000	731,000	100 %	0
Expense Reimb From Banking	95,708	95,708	150,000	64 %	(54,292)
Total Revenue	<u>2,872,703</u>	<u>10,327,864</u>	<u>12,641,134</u>	<u>82 %</u>	<u>(2,313,270)</u>
<b>EXPENDITURES</b>					
Source of Supply					
State Water Costs	0	2,920,730	3,000,000	97 %	(79,270)
Exchange Fees	0	(6,375)	76,500	(8) %	(82,875)
Watermaster, City, Isabella	14,539	267,347	405,400	66 %	(138,053)
Grower Recharge Program Costs	0	0	0	0 %	0
Miscellaneous Source Costs	441,931	458,761	731,000	63 %	(272,239)
Total Source of Supply	<u>456,470</u>	<u>3,640,463</u>	<u>4,212,900</u>	<u>86 %</u>	<u>(572,437)</u>
Transmission and Distribution					
Labor	229,107	2,681,365	2,747,453	98 %	(66,089)
Employee Benefits	72,505	827,675	887,255	93 %	(59,579)
Maintenance & Repairs	67,282	1,262,147	1,068,648	118 %	193,498
Total Transmission and Distribution	<u>368,894</u>	<u>4,771,187</u>	<u>4,703,356</u>	<u>101 %</u>	<u>67,830</u>
Administrative & Other Costs					
Engineering Consultants	0	1,209	100,000	1 %	(98,791)
Legal Expense	510	6,317	60,000	11 %	(53,683)
Special Legal/Engineering	27,550	300,958	300,000	100 %	958
Office Operations	18,408	309,008	343,427	90 %	(34,419)
Insurance	20,790	227,904	183,610	124 %	44,295
Special Expenses	(140,087)	221,515	791,500	28 %	(569,985)
Kern River GSA & SGMA	0	59,840	200,000	30 %	(140,161)
Construction Expense - Peripheral	0	3,970	0	0 %	3,971
Bond Interest Expense	(17,146)	119,992	123,541	97 %	(3,550)
FMV Adjustment	(64,668)	154,165	0	0 %	154,166
Depreciation	38,353	550,954	559,200	99 %	(8,247)
Total Administrative & Other	<u>(116,290)</u>	<u>1,955,832</u>	<u>2,661,278</u>	<u>73 %</u>	<u>(705,446)</u>
Total Expenses	<u>709,074</u>	<u>10,367,482</u>	<u>11,577,534</u>	<u>90 %</u>	<u>(1,210,053)</u>
<b>Net Fav/(Unfav) Operating Results</b>	<u><b>2,163,629</b></u>	<u><b>(39,618)</b></u>	<u><b>1,063,600</b></u>	<u><b>(4) %</b></u>	<u><b>(1,103,218)</b></u>

**KERN DELTA WATER DISTRICT**  
**Labor and Benefits Tracker**  
**2022**

<b>Actual Cost</b>	<b>Jan</b>	<b>Feb</b>	<b>Mar</b>	<b>Apr</b>	<b>May</b>	<b>Jun</b>	<b>Jul</b>	<b>Aug</b>	<b>Sep</b>	<b>Oct</b>	<b>Nov</b>	<b>Dec</b>	<b>TOTAL 2022</b>
Wages & Salaries	201,789	214,039	219,763	219,566	251,901	225,206	227,357	220,616	216,137	229,564	226,320	229,107	2,681,365
Payroll Taxes - Employer Paid	15,019	15,381	16,603	16,324	18,097	16,919	17,443	15,760	14,599	13,246	12,462	14,657	186,510
Medical/Dental/Vision - Cost	34,547	29,295	32,242	32,123	36,450	32,160	32,160	26,465	30,985	36,925	31,667	34,673	389,692
Medical/Dental/Vision - Employee Withheld	(4,721)	(4,269)	(4,521)	(4,668)									(53,488)
					(4,787)	(4,450)	(4,530)	(3,827)	(4,012)	(4,555)	(4,371)	(4,777)	
Life/LTD/AD&D	1,417	1,417	1,362	1,534	1,728	1,570	1,530	1,358	1,668	1,601	1,399	1,580	18,163
Retirement Plan	20,635	20,030	22,054	21,523	23,687	22,295	22,962	21,637	21,242	21,136	20,796	21,212	259,208
Uniforms and Other Benefits	720	1,210	1,664	3,714	908	1,759	1,835	1,276	2,294	1,464	5,586	5,160	27,590
Total Benefits	67,617	63,064	69,403	70,549	76,083	70,253	71,400	62,669	66,776	69,817	67,539	72,505	827,675
Total Labor and Benefits	269,406	277,103	289,167	290,115	327,984	295,459	298,757	283,285	282,913	299,381	293,859	301,612	3,509,040
<b>Budgeted Cost</b>													
Wages & Salaries	228,107	206,032	228,259	220,896	235,559	227,961	235,559	235,707	228,534	236,152	228,534	236,153	2,747,453
	-	-											
Payroll Taxes - Employer Paid	17,451	15,761	17,462	16,899	18,021	17,439	17,487	16,333	15,155	15,269	13,373	13,955	194,605
Medical/Dental/Vision - Cost	35,808	35,808	35,808	35,808	35,808	35,808	35,808	35,808	35,808	35,808	35,808	35,808	429,701
Medical/Dental/Vision - Employee Withheld	(5,222)	(5,222)	(5,222)	(5,222)	(5,222)	(5,222)	(5,222)	(5,222)	(5,222)	(5,222)	(5,222)	(5,222)	(62,660)
Life/LTD/AD&D	1,500	1,500	1,500	1,500	1,500	1,500	1,500	1,500	1,500	1,500	1,500	1,500	18,000
Retirement Plan	23,633	21,346	23,646	22,884	24,688	23,891	24,688	24,701	23,943	24,741	23,943	24,741	286,845
Uniforms and Other Benefits	1,730	1,730	1,730	1,730	1,730	1,730	1,730	1,730	1,730	1,730	1,730	1,730	20,764
Total Benefits	74,901	70,924	74,925	73,600	76,526	75,147	75,992	74,851	72,915	73,827	71,133	72,513	887,255
Total Labor and Benefits	303,008	276,956	303,184	294,496	312,085	303,108	311,551	310,558	301,449	309,979	299,667	308,666	3,634,708
<b>Budget vs Actual Variance - Fav/(Unfav)</b>													
Wages & Salaries	26,318	(8,007)	8,496	1,330	(16,342)	2,755	8,202	15,091	12,397	6,588	2,214	7,046	66,088
Payroll Taxes - Employer Paid	2,432	380	859	575	(76)	520	44	573	556	2,023	911	(702)	8,095
Medical/Dental/Vision - Cost	1,261	6,514	3,566	3,686	(641)	3,648	3,648	9,343	4,823	(1,117)	4,141	1,135	40,009
Medical/Dental/Vision - Employee Withheld	(501)	(953)	(701)	(554)	(435)	(772)	(692)	(1,395)	(1,210)	(667)	(851)	(445)	(9,172)
Life/LTD/AD&D	83	83	138	(34)	(228)	(70)	(30)	142	(168)	(101)	101	(80)	(163)
Retirement Plan	2,998	1,316	1,592	1,361	1,001	1,596	1,726	3,064	2,701	3,605	3,147	3,529	27,637
Uniforms and Other Benefits	1,010	520	66	(1,984)	822	(29)	(105)	454	(564)	266	(3,856)	(3,430)	(6,826)
Total Benefits	7,284	7,860	5,522	3,051	443	4,894	4,592	12,182	6,139	4,010	3,594	8	59,580
Total Labor and Benefits	33,602	(147)	14,017	4,381	(15,899)	7,649	12,794	27,273	18,536	10,598	5,808	7,054	125,668

**KERN DELTA WATER DISTRICT**

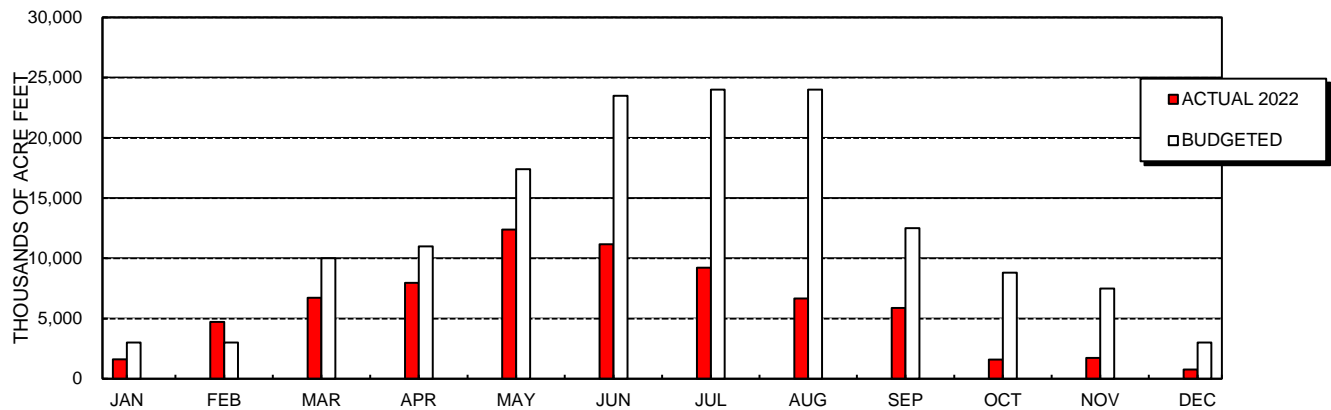
**TREASURER'S REPORT**

**December 2022**

	<b>2022</b>	<b>2021</b>	<b>2020</b>	<b>2019</b>
Cash & Securities on hand - December 1	\$ 21,551,419	\$ 21,772,099	\$ 21,764,053	\$ 19,902,778
Add: December receipts	2,390,209	2,714,975	2,387,843	2,424,359
Less: December disbursements	(1,253,529)	(758,307)	(3,829,404)	(551,869)
<b>Cash &amp; Securities on hand - December 31, 2022</b>	<b>\$ 22,688,098</b>	<b>\$ 23,728,767</b>	<b>\$ 20,322,492</b>	<b>\$ 21,775,268</b>
<b>Petty Cash</b> \$ <b>500</b>				
<b>Citizens Business Bank</b> <b>747,796</b>				
<b>Kern County Treasury</b> <b>5,270,979</b>				
<b>LPL Financial</b> <b>15,532,144</b>				
<b>\$ 21,551,419</b>				
<b>Restricted Reserves:</b>				
Restricted Reserve Fund - Water Resources Manager	\$ (300,000)	\$ (300,000)	\$ (300,000)	\$ (300,000)
<b>Unrestricted Reserves:</b>				
Pipeline Maintenance	(216,912)	(213,845)	(213,845)	(213,845)
Water Rights Protection & Litigation Reserve	(3,168,358)	(2,718,358)	(3,003,654)	(3,229,363)
2015-A COP Reserve Fund	(3,565,000)	(4,015,000)	(4,015,000)	(372,600)
Operating Reserve	(5,000,000)	(5,000,000)	(5,000,000)	
Capital Reserve	(2,000,000)	(2,000,000)	(2,000,000)	
Groundwater Program Reserve	(3,500,000)	(3,500,000)	(3,500,000)	
<b>Total Reserves</b>	<b>\$ (17,750,271)</b>	<b>\$ (17,747,203)</b>	<b>\$ (18,032,499)</b>	<b>\$ (4,115,808)</b>
<b>Cash Available - December 31, 2022</b>	<b>\$ 4,937,828</b>	<b>\$ 5,981,565</b>	<b>\$ 2,289,993</b>	<b>\$ 17,659,460</b>

**Kern Delta Water District  
Monthly Water Sales Volume  
in Acre Feet**

	2021	2022										
	Actual (Accum- ulated)	Budgeted		Actual								
		Monthly	(Accum- ulated)	Monthly				Accumulated				% of Budget
				Utility	State	Contracts	Total	Utility	State	Contracts	Total	
JAN	3,757	3,000	3,000	1,503	0	113	1,617	1,503	0	113	1,617	54%
FEB	11,559	3,000	6,000	4,409	0	315	4,724	5,912	0	429	6,341	106%
MAR	20,811	10,000	16,000	6,352	0	379	6,731	12,264	0	808	13,072	82%
APR	30,829	11,000	27,000	7,568	0	394	7,962	19,832	0	1,202	21,034	78%
MAY	42,031	17,400	44,400	11,934	0	443	12,378	31,767	0	1,645	33,412	75%
JUN	54,986	23,500	67,900	10,784	0	392	11,176	42,551	0	2,037	44,588	66%
JUL	62,308	24,000	91,900	9,067	0	147	9,214	51,617	0	2,184	53,801	59%
AUG	66,834	24,000	115,900	6,455	0	212	6,667	58,072	0	2,396	60,468	52%
SEP	69,486	12,500	128,400	5,730	0	143	5,873	63,802	0	2,539	66,341	52%
OCT	71,544	8,800	137,200	1,510	0	74	1,583	65,312	0	2,613	67,924	50%
NOV	72,964	7,500	144,700	1,682	0	46	1,728	66,994	0	2,659	69,652	48%
DEC	74,086	3,000	147,700	743	0	33	776	67,737	0	2,692	70,429	48%



## KERN DELTA WATER DISTRICT

Aged Accounts Receivable

Past Due Accounts

January 17, 2023

Account	Name	0-30 Days	31-60 Days	61-90 Days	Over 90 Days	Total Past Due
592	Costa, Joe & Mary	27.35	809.40	1,014.11	-	1,850.86
1270	Jassar, Sikander & Daljeet	735.44	98.17	-	-	833.61
3713	Cruz, Juan Carlos & Nancy	0.89	0.88	0.86	57.66	60.29
4399	Watts, Jared & Douglas	2.23	2.19	146.16	-	150.58
5196	Hernandez, Alfredo	4.27	147.01	137.61	-	288.89
	OTHER	20.08	24.66	0.01	0.35	45.10
		790.26	1,082.31	1,298.75	58.01	3,229.33



**Kern Delta Water Banking Project  
Balance Sheet  
As of December 31, 2022**

	<u>12/31/2022</u>	<u>11/30/2022</u>	<u>Month-to-Month Variance</u>
<b>Total Assets</b>			
Current Assets			
Cash & Cash Equivalents	7,098,137	6,562,332	535,804
Due From MWD	1,309,148	1,309,149	0
Inventory and Prepaids	162,244	162,244	0
Total Current Assets	<u>8,569,529</u>	<u>8,033,725</u>	<u>535,804</u>
Fixed Assets			
All Structures	63,249,365	63,202,244	47,120
Machinery and Equipment	418,064	418,065	0
Less Accumulated Depreciation	<u>(12,315,254)</u>	<u>(12,283,755)</u>	<u>(31,499)</u>
Fixed Assets Net of Depreciation	<u>51,352,175</u>	<u>51,336,554</u>	<u>15,621</u>
Other Assets			
Investment in Sunset Banking Project	1,627,928	1,627,928	0
Total Other Assets	<u>1,627,928</u>	<u>1,627,928</u>	<u>0</u>
<b>Total Assets</b>	<b><u>61,549,632</u></b>	<b><u>60,998,207</u></b>	<b><u>551,425</u></b>
<b>Total Liabilities &amp; Equity</b>			
Current Liabilities			
Trade Accounts Payable	2,030	0	2,030
Due To KDWD	95,707	0	95,707
Total Current Liabilities	<u>97,737</u>	<u>0</u>	<u>97,737</u>
Equity			
Capital Contributions From KDWD	9,527,537	8,890,130	637,407
Equity From Past Years	53,539,365	53,539,365	0
Accumulative Equity - Current Year	<u>(1,615,007)</u>	<u>(1,431,288)</u>	<u>(183,719)</u>
Total Equity	<u>61,451,895</u>	<u>60,998,207</u>	<u>453,688</u>
<b>Total Liabilities &amp; Equity</b>	<b><u>61,549,632</u></b>	<b><u>60,998,207</u></b>	<b><u>551,425</u></b>

**Kern Delta Water Banking Project**  
**Cash Variance Analysis**  
**December 31, 2022**

**Cash Received:**

Received From KDWD - Old River Spreading Project	637,407
Interest Received	28
	<u>637,435</u>

**Cash Disbursed:**

Bakersfield Well & Pump - Well mtce/repair - KB4	(47,613)
Zeiders Consulting	(47,120)
PG&E - Well Power	(33,165)
Disbursements - Other	(1,360)
	<u>(129,258)</u>

**Positive/(Negative) Cash Variance Before FMV Adjustment**

**508,178**

**FMV Adjustment to Kern County Funds**

27,627

**Adjusted Positive/(Negative) Cash Variance**

**535,804**

**Kern Delta Water Banking Project**  
**Statement of Operating Results**  
**As of December 31, 2022**

	<b>Current Month</b>	<b>Year to Date</b>
<b>REVENUE:</b>		
MET Revenue	0	2,345,891
Interest Revenue	28	60,040
Total Revenue	28	2,405,931

**EXPENSES**

Transfer and Exchange Fees		
TRF Fees	0	9,600
Total Transfer and Exchange Fees	0	9,600
Other Costs		
Power Cost - Wells	33,164	2,233,148
CVC Operating Costs	0	286,032
CVC Power Costs	0	4,582
Spreading OM&R	97,067	281,715
Wells OM&R and Other	49,643	233,618
FMV Adjustment	(27,626)	114,743
Depreciation	31,499	857,500
Total Other Costs	183,747	4,011,338
Total All Expenses	183,747	4,020,938
<b>Favorable/(Unfavorable) Operating Results</b>	<b>(183,719)</b>	<b>(1,615,007)</b>

Estimated 3rd and 4th Qtr Revenue	2,378,000
Estimated Fav/(Unfav) Operating Results	762,993

# KERN DELTA WATER BANKING PROJECT

## TREASURER'S REPORT

December

	2022	2021	2020	2019
Cash & Securities on hand - December 1, 2022	\$ 6,562,332	\$ 7,318,543	\$ 13,488,512	\$ 10,137,734
Add: December receipts	637,435	207,072	15,312	741,628
Less: December disbursements	(101,631)	(313,636)	(856,187)	(831,727)
<b>Cash &amp; Securities on hand - December 31, 2022</b>	<b>\$ 7,098,137</b>	<b>\$ 7,211,979</b>	<b>\$ 12,647,636</b>	<b>\$ 10,047,635</b>
<b>Citizens Business Bank</b>	<b>\$ 1,027,292</b>			
<b>Kern County Treasury</b>	<b>3,131,133</b>			
<b>LPL Financial</b>	<b>2,939,712</b>			
<b>\$ 7,098,137</b>				
Restricted Cash included in above:				
OM&R Spreading	\$ (126,528)	\$ (259,281)	\$ 928,186	\$ 518,813
OM&R Extraction	(597,250)	(690,438)	(161,022)	(137,772)
OM&R CVC/Delivery Canal	-	-	(3,534,492)	(3,225,816)
Take/Put Fees	(3,900,399)	(2,237,601)	(5,495,169)	(4,382,706)
Total Restricted	\$ (4,624,177)	\$ (3,187,320)	\$ (8,262,497)	\$ (7,227,481)
<b>Cash Available for Construction - December 31, 2022</b>	<b>\$ 2,473,959</b>	<b>\$ 4,024,659</b>	<b>\$ 4,385,140</b>	<b>\$ 2,820,156</b>

**Sunset Water Banking Project  
Balance Sheet  
As of December 31, 2022**

	<u>12/31/2022</u>	<u>11/30/2022</u>	<u>Month-to-Month Variance</u>
<b>Assets</b>			
Current Assets			
Cash & Cash Equivalents	1,739,442	1,937,567	(198,125)
Total Current Assets	<u>1,739,442</u>	<u>1,937,567</u>	<u>(198,125)</u>
Fixed Assets			
Construction in Progress	2,458,488	2,235,415	223,073
Total Fixed Assets at Cost	<u>2,458,488</u>	<u>2,235,415</u>	<u>223,073</u>
Net Fixed Assets	<u>2,458,488</u>	<u>2,235,415</u>	<u>223,073</u>
<b>Total Assets</b>	<u><b>4,197,930</b></u>	<u><b>4,172,982</b></u>	<u><b>24,948</b></u>
<b>Liabilities &amp; Equity</b>			
Current Liabilities			
Trade Accounts Payable	0	0	0
Total Current Liabilities	<u>0</u>	<u>0</u>	<u>0</u>
Equity			
Contributions to Equity - KDWD	500,000	500,000	0
Contributions to Equity - KDWBP	1,627,928	1,627,928	0
Contributions to Equity - AEWS	2,127,929	2,127,929	0
Equity From Past Years	(930)	(930)	0
Accumulated Equity - Current Year	(56,997)	(81,945)	24,948
Total Equity	<u>4,197,930</u>	<u>4,172,982</u>	<u>24,948</u>
<b>Total Liabilities &amp; Equity</b>	<u><b>4,197,930</b></u>	<u><b>4,172,982</b></u>	<u><b>24,948</b></u>

**Sunset Water Banking Project  
Statement of Operating Results  
As of December 31, 2022**

	<u>Current Month</u>	<u>Year to Date</u>
<b>Revenue</b>		
Interest Revenue	9	2,437
Total Revenue	9	2,437
<b>Expenses</b>		
Administrative Expense	0	1,776
FMV Adjustment	(24,939)	57,658
Total Expenses	(24,939)	59,434
<b>Fav/(Unfav) Operating Results</b>	<b><u>24,948</u></b>	<b><u>(56,997)</u></b>

**SUNSET BANKING PROJECT**

**TREASURER'S REPORT**

**December**

	<b>2022</b>	<b>2021</b>		
Cash & Securities on hand - December 1	\$ 1,937,567	\$ 1,897,789		
Add: December receipts	9	11		
Less: December disbursements	(198,134)	(400,403)		
<b>Cash &amp; Securities on hand - December 31, 2022</b>	<b>\$ 1,739,442</b>	<b>\$ 1,497,397</b>	<b>\$ -</b>	<b>\$ -</b>
<b>Citizens Business Bank</b> 290,498				
<b>Kern County Treasury</b> 1,448,944				
<b>\$ 1,739,442</b>				
<b>Unrestricted Reserves:</b>				
None				
<b>Total Reserves</b>	<b>\$ -</b>	<b>\$ -</b>	<b>\$ -</b>	<b>\$ -</b>
<b>Cash Available - December 31, 2022</b>	<b>\$ 1,739,442</b>	<b>\$ 1,497,397</b>	<b>\$ -</b>	<b>\$ -</b>



## **BUSINESS & FINANCE COMMITTEE MEETING**

**501 Taft Highway  
Bakersfield, CA**

**THURSDAY, December 15, 2022  
10:00AM**

### **A G E N D A**

- 1. Call to order**
- 2. Public Comment Period**
- 3. Approve Minutes of November 10, 2022, Meeting of the Business & Finance Committee**
- 4. Financial Reports and Accounts Payable:**
  - a. Approve November and December District and Banking Project(s) Disbursements
  - b. Approve November 2022 Financial Reports
- 5. District Controller's Report:**
  - a. Investment Portfolio Review – J. P. Morgan Money Market Option
- 6. Committee Comments**
- 7. Adjourn**

A handwritten signature in black ink, appearing to read "Bryan Duncan", with a stylized flourish at the end.

**Bryan Duncan  
District Controller**

**Posted: Monday December 12, 2022  
Bakersfield, California**

Requests for disability related modifications or accommodations, including auxiliary aids or services may be made by telephoning or contacting Madelyne Rodriguez at the District Office (661-834-4656). Please attempt to make such requests known at least 24 hours before the scheduled meeting. Pursuant to Government Code section 54957.5, any materials relating to an open session item on this agenda, distributed to the Board of Directors after the distribution of the agenda packet, will be made available for public inspection at the time of distribution at the District, 501 Taft Highway, Bakersfield, CA.





**MINUTES OF THE BUSINESS & FINANCE COMMITTEE**  
**Thursday, December 15, 2022**

---

DIRECTORS PRESENT: Antongiovanni, Tillema, Garone and Kaiser.

OTHERS PRESENT: From KDWD: General Manager Teglia, Water Resources Manager Mulkay, Assistant General Manager Bellue, Controller Duncan, General Counsel Iger, and Administrative Assistant Rodriguez.

**1. CALL TO ORDER**

Chair Antongiovanni called the meeting to order at 10:01 A.M.

**2. PUBLIC COMMENTS**

None.

**3. APPROVAL OF PREVIOUS COMMITTEE MEETING MINUTES**

- a. **M/S/C (Tillema/Garone) (yes – 4, no – 0):** The Business & Finance Committee approved the minutes of the Business & Finance Committee meeting held on November 10, 2022, as presented.

**4. FINANCIAL REPORTS AND DISBURSEMENTS**

- a.- b. Approval of November 2022 and December 2022 Disbursements and November 2022 Financial Reports.

**M/S/C (Garone/Tillema) (yes – 4, no – 0):** The Business & Finance Committee recommends the Board approve the November 2022 and December 2022 District Disbursements, the December 2022 Water Banking Projects' Disbursements, the anticipated December 2022 end of month Disbursements, and the November 2022 District and Water Banking Projects' Financial Statements, Treasurer's Reports, and Delinquency Report as presented.

**5. DISTRICT CONTROLLER'S REPORT**

- a. Investment Portfolio Review – J. P. Morgan Money Market Option

**M/S/C (Kaiser/Garone) (yes – 4, no – 0):** The Business & Finance Committee directed staff to open two JP Morgan Money Market accounts backed 100% by US Treasury instruments. Staff will move \$3 million in District funds and \$1.5 million in Banking Project funds from reserves held at the Kern County Treasury to these two new Money Market accounts, respectively, consistent with the District's Investment Policy.

**6. DIRECTORS' COMMENTS**

None.

**7. ADJOURN**

Chair Antongiovanni adjourned the meeting at 10:40 A.M.

Respectfully submitted,

---

Kevin Antongiovanni – Chair

**Kern Delta Water District  
Balance Sheet  
As of November 30, 2022**

	<u>11/30/2022</u>	<u>10/31/2022</u>	<u>Month-to-Month Variance</u>
<b>Assets</b>			
Current Assets			
Cash & Cash Equivalents	21,551,419	22,182,182	(630,763)
Accounts Receivable	161,530	103,152	58,379
Inventory & Prepaid Expenses	440,547	468,493	(27,947)
Total Current Assets	<u>22,153,496</u>	<u>22,753,827</u>	<u>(600,331)</u>
Net Fixed Assets			
Fixed Assets			
District Structures, Rights of Way	18,235,547	18,235,547	0
CVC Expansion	8,776,668	8,776,668	0
Machinery & Equipment	2,735,856	2,735,856	0
Fixed Assets	<u>29,748,071</u>	<u>29,748,071</u>	<u>0</u>
Less Accumulated Depreciation	<u>(7,585,995)</u>	<u>(7,539,395)</u>	<u>(46,600)</u>
Net Fixed Assets	<u>22,162,076</u>	<u>22,208,676</u>	<u>(46,600)</u>
Investment in Joint Powers Authority	<u>15,375</u>	<u>15,375</u>	<u>0</u>
Investment in MET Program	<u>8,890,130</u>	<u>8,890,131</u>	<u>0</u>
Investment in Sunset Banking Program	<u>500,000</u>	<u>500,000</u>	<u>0</u>
<b>Total Assets</b>	<b><u>53,721,077</u></b>	<b><u>54,368,009</u></b>	<b><u>(646,931)</u></b>
<b>Liabilities &amp; Equity</b>			
Current Liabilities			
Accounts Payable	204,997	112,260	92,737
Deposits Held for Others	107,552	107,552	0
Other Liabilities	176,898	174,461	2,437
Total Current Liabilities	<u>489,447</u>	<u>394,273</u>	<u>95,174</u>
Long Term Liabilities			
Bonds & COP Debt	3,565,000	3,795,000	(230,000)
Bonds Premium & Costs	130,694	130,694	0
Total Long Term Liabilities	<u>3,695,694</u>	<u>3,925,694</u>	<u>(230,000)</u>
Equity From Past Years	51,739,183	51,739,183	0
Accumulated Equity - Current Year	<u>(2,203,247)</u>	<u>(1,691,141)</u>	<u>(512,105)</u>
<b>Total Liabilities &amp; Equity</b>	<b><u>53,721,077</u></b>	<b><u>54,368,009</u></b>	<b><u>(646,931)</u></b>

**Kern Delta Water District**  
**Cash Variance Analysis**  
**November 30, 2022**

**Cash Received:**

Accounts Receivable Collections	76,654
Interest Received	57,525
	<u>134,179</u>

**Cash Disbursed:**

Medical/Dental Monthly Insurance Premiums	(32,621)
Diesel/Gas for Fleet	(17,318)
Professional Services	(14,500)
Lowe's - Canal Maintenance	(10,667)
NKWSD - Water Year Start Up Costs	(9,625)
Steven B. Smith - Weed Control	(9,295)
Quinn - Equipment Maintenance	(6,899)
Other Disbursements	(42,884)
	<u>(143,809)</u>
Payrolls Paid	(233,645)
Wells Fargo COP Principal	(230,000)
Wells Fargo COP Interest	(68,565)
	<u>(676,018)</u>

<b>Positive/(Negative) Cash Variance Before FMV Adjustment</b>	<b>(541,839)</b>
--	------------------

<b>FMV Adjustment to Kern County Funds</b>	<b>(88,924)</b>
--	-----------------

<b>Adjusted Positive/(Negative) Cash Variance</b>	<b>(630,763)</b>
---	------------------

**Kern Delta Water District**  
**Accounts Receivable Variance Analysis**  
**November 30, 2022**

**Revenue Added to Accounts:**

Water Sales - Utility Water	40,371
District Wells Revenue	325
Seepage Revenue	78,947
Ghukasyan Turnout	15,000
Other Misc Revenues:	
Penalties/Interest/Adjustments	389
	<hr/>
	135,032
	<hr/>

**Cash Received on Account:**

Water Payments	(30,980)
Misc Payments	(43,471)
Assessments Payments	(2,203)
	<hr/>
	(76,654)

**Interest Payments**

-
<hr/>
(76,654)
<hr/>

**Net positive/(negative) variance**

58,379
--------

**Kern Delta Water District  
Inventory/Prepays Variance Analysis  
November 30, 2022**

**Additions to Accounts:**

Weed Control Chemicals Purchased	610
Prepaid Additions	-
	<hr/>
	610
	<hr/>

**Usage/Amortization:**

Chemicals Consumed During Month	(6,837)
Amortization of Prepaid Accounts	(21,720)
	<hr/>
	(28,557)
	<hr/>

<b>Net positive/(negative) variance</b>	<b>(27,947)</b>
---	-----------------

**Kern Delta Water District**  
**Statement of Operating Results**  
**Through the Period Ended November 30, 2022**

	<u>Current Month</u>	<u>Year to Date</u>	<u>Annual Budget</u>	<u>YTD as %age of Budget (Target is 92%)</u>	<u>Budget Remaining</u>
<b>REVENUE</b>					
State Water Sales	0	0	992,439	0 %	(992,439)
Utility Water Sales	40,371	1,607,498	3,214,296	50 %	(1,606,798)
Seepage Revenue	71,399	621,600	750,000	83 %	(128,400)
Equalization	0	9,198	9,170	100 %	28
Assessments	0	1,007,364	1,011,424	100 %	(4,060)
Share of County Property Tax	0	3,056,407	5,371,745	57 %	(2,315,338)
Interest Revenue	57,526	162,963	236,060	69 %	(73,097)
Other Revenue	1,240	259,131	175,000	148 %	84,131
Water Transfer Charges	0	731,000	731,000	100 %	0
Expense Reimb From Banking	0	0	150,000	0 %	(150,000)
Total Revenue	<u>170,536</u>	<u>7,455,161</u>	<u>12,641,134</u>	<u>59 %</u>	<u>(5,185,973)</u>
<b>EXPENDITURES</b>					
Source of Supply					
State Water Costs	0	2,920,730	3,000,000	97 %	(79,270)
Exchange Fees	0	(6,375)	76,500	(8) %	(82,875)
Watermaster, City, Isabella	79,851	252,808	405,400	62 %	(152,592)
Grower Recharge Program Costs	0	0	0	0 %	0
Miscellaneous Source Costs	0	16,830	731,000	2 %	(714,170)
Total Source of Supply	<u>79,851</u>	<u>3,183,993</u>	<u>4,212,900</u>	<u>76 %</u>	<u>(1,028,907)</u>
Transmission and Distribution					
Labor	226,320	2,452,258	2,747,453	89 %	(295,195)
Employee Benefits	67,540	755,170	887,255	85 %	(132,085)
Maintenance & Repairs	64,946	1,194,865	1,068,648	112 %	126,217
Total Transmission and Distribution	<u>358,806</u>	<u>4,402,293</u>	<u>4,703,356</u>	<u>94 %</u>	<u>(301,063)</u>
Administrative & Other Costs					
Engineering Consultants	0	1,208	100,000	1 %	(98,792)
Legal Expense	510	5,808	60,000	10 %	(54,192)
Special Legal/Engineering	13,527	273,408	300,000	91 %	(26,592)
Office Operations	12,090	290,599	343,427	85 %	(52,828)
Insurance	20,790	207,116	183,610	113 %	23,506
Special Expenses	0	361,601	791,500	46 %	(429,899)
Kern River GSA & SGMA	(7,021)	59,840	200,000	30 %	(140,160)
Construction Expense - Peripheral	0	3,970	0	0 %	3,970
Bond Interest Expense	68,564	137,137	123,541	111 %	13,597
FMV Adjustment	88,924	218,834	0	0 %	218,833
Depreciation	46,600	512,600	559,200	92 %	(46,600)
Total Administrative & Other	<u>243,984</u>	<u>2,072,121</u>	<u>2,661,278</u>	<u>78 %</u>	<u>(589,157)</u>
Total Expenses	<u>682,641</u>	<u>9,658,407</u>	<u>11,577,534</u>	<u>83 %</u>	<u>(1,919,127)</u>
<b>Net Fav/(Unfav) Operating Results</b>	<u><b>(512,105)</b></u>	<u><b>(2,203,246)</b></u>	<u><b>1,063,600</b></u>	<u><b>(207) %</b></u>	<u><b>(3,266,846)</b></u>

**KERN DELTA WATER DISTRICT**  
**Labor and Benefits Tracker**  
**2022**

<b>Actual Cost</b>	Jan	Feb	Mar	Apr	May	Jun	Jul	Aug	Sep	Oct	Nov	<b>TOTAL 2022</b>
Wages & Salaries	201,789	214,039	219,763	219,566	251,901	225,206	227,357	220,616	216,137	229,564	226,320	2,452,258
Payroll Taxes - Employer Paid	15,019	15,381	16,603	16,324	18,097	16,919	17,443	15,760	14,599	13,246	12,462	171,853
Medical/Dental/Vision - Cost	34,547	29,295	32,242	32,123	36,450	32,160	32,160	26,465	30,985	36,925	31,667	355,019
Medical/Dental/Vision - Employee Withheld	(4,721)	(4,269)	(4,521)	(4,668)	(4,787)	(4,450)	(4,530)	(3,827)	(4,012)	(4,555)	(4,371)	(48,711)
Life/LTD/AD&D	1,417	1,417	1,362	1,534	1,728	1,570	1,530	1,358	1,668	1,601	1,399	16,583
Retirement Plan	20,635	20,030	22,054	21,523	23,687	22,295	22,962	21,637	21,242	21,136	20,796	237,996
Uniforms and Other Benefits	720	1,210	1,664	3,714	908	1,759	1,835	1,276	2,294	1,464	3,365	20,209
Total Benefits	67,617	63,064	69,403	70,549	76,083	70,253	71,400	62,669	66,776	69,817	65,318	752,949
Total Labor and Benefits	269,406	277,103	289,167	290,115	327,984	295,459	298,757	283,285	282,913	299,381	291,638	3,205,207
<b>Budgeted Cost</b>												
Wages & Salaries	228,107	206,032	228,259	220,896	235,559	227,961	235,559	235,707	228,534	236,152	228,534	2,511,300
Payroll Taxes - Employer Paid	17,451	15,761	17,462	16,899	18,021	17,439	17,487	16,333	15,155	15,269	13,373	180,650
Medical/Dental/Vision - Cost	35,808	35,808	35,808	35,808	35,808	35,808	35,808	35,808	35,808	35,808	35,808	393,893
Medical/Dental/Vision - Employee Withheld	(5,222)	(5,222)	(5,222)	(5,222)	(5,222)	(5,222)	(5,222)	(5,222)	(5,222)	(5,222)	(5,222)	(57,438)
Life/LTD/AD&D	1,500	1,500	1,500	1,500	1,500	1,500	1,500	1,500	1,500	1,500	1,500	16,500
Retirement Plan	23,633	21,346	23,646	22,884	24,688	23,891	24,688	24,701	23,943	24,741	23,943	262,104
Uniforms and Other Benefits	1,730	1,730	1,730	1,730	1,730	1,730	1,730	1,730	1,730	1,730	1,730	19,034
Total Benefits	74,901	70,924	74,925	73,600	76,526	75,147	75,992	74,851	72,915	73,827	71,133	814,742
Total Labor and Benefits	303,008	276,956	303,184	294,496	312,085	303,108	311,551	310,558	301,449	309,979	299,667	3,326,042
<b>Budget vs Actual Variance - Fav/(Unfav)</b>												
Wages & Salaries	26,318	(8,007)	8,496	1,330	(16,342)	2,755	8,202	15,091	12,397	6,588	2,214	59,042
Payroll Taxes - Employer Paid	2,432	380	859	575	(76)	520	44	573	556	2,023	911	8,797
Medical/Dental/Vision - Cost	1,261	6,514	3,566	3,686	(641)	3,648	3,648	9,343	4,823	(1,117)	4,141	38,874
Medical/Dental/Vision - Employee Withheld	(501)	(953)	(701)	(554)	(435)	(772)	(692)	(1,395)	(1,210)	(667)	(851)	(8,727)
Life/LTD/AD&D	83	83	138	(34)	(228)	(70)	(30)	142	(168)	(101)	101	(83)
Retirement Plan	2,998	1,316	1,592	1,361	1,001	1,596	1,726	3,064	2,701	3,605	3,147	24,108
Uniforms and Other Benefits	1,010	520	66	(1,984)	822	(29)	(105)	454	(564)	266	(1,635)	(1,175)
Total Benefits	7,284	7,860	5,522	3,051	443	4,894	4,592	12,182	6,139	4,010	5,815	61,793
Total Labor and Benefits	33,602	(147)	14,017	4,381	(15,899)	7,649	12,794	27,273	18,536	10,598	8,029	120,835

**KERN DELTA WATER DISTRICT**

**TREASURER'S REPORT**

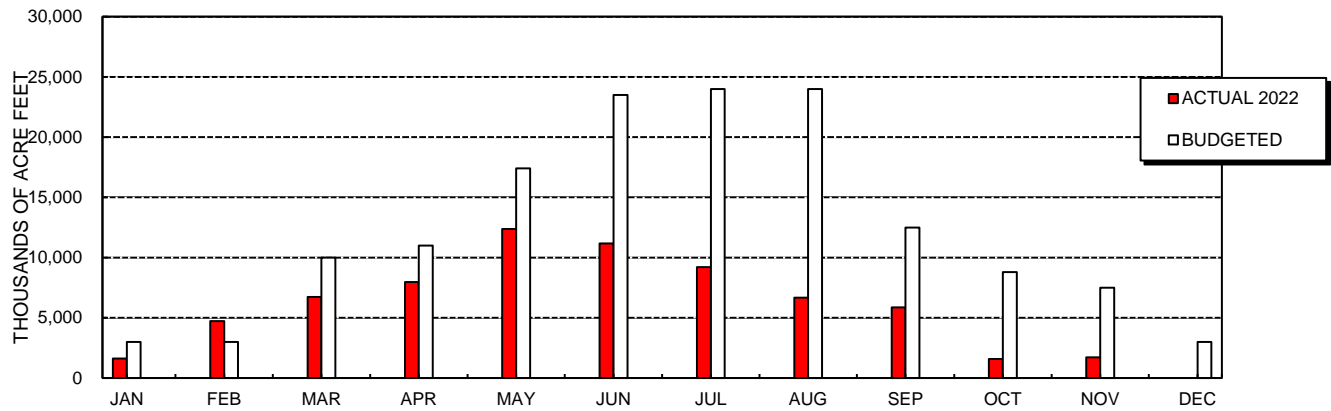
**November 2022**

	<b>2022</b>	<b>2021</b>	<b>2020</b>	<b>2019</b>
Cash & Securities on hand - November 1	\$ 22,182,182	\$ 21,991,044	\$ 21,826,115	\$ 19,753,402
Add: November receipts	134,179	548,827	323,111	533,664
Less: November disbursements	(764,942)	(767,772)	(385,173)	(384,288)
<b>Cash &amp; Securities on hand - November 30, 2022</b>	<b>\$ 21,551,419</b>	<b>\$ 21,772,099</b>	<b>\$ 21,764,053</b>	<b>\$ 19,902,778</b>
<b>Petty Cash</b> \$ <b>500</b>				
<b>Citizens Business Bank</b> <b>747,796</b>				
<b>Kern County Treasury</b> <b>5,270,979</b>				
<b>LPL Financial</b> <b>15,532,144</b>				
<b>\$ 21,551,419</b>				
<b>Restricted Reserves:</b>				
Restricted Reserve Fund - Water Resources Manager	\$ (300,000)	\$ (300,000)	\$ (300,000)	\$ (300,000)
<b>Unrestricted Reserves:</b>				
Pipeline Maintenance	(216,912)	(213,845)	(213,845)	(213,845)
Water Rights Protection & Litigation Reserve	(3,168,358)	(2,718,358)	(3,034,803)	(3,234,976)
2015-A COP Reserve Fund	(3,565,000)	(4,015,000)	(4,015,000)	(372,600)
Operating Reserve	(5,000,000)	(5,000,000)	(5,000,000)	
Capital Reserve	(2,000,000)	(2,000,000)	(2,000,000)	
Groundwater Program Reserve	(3,500,000)	(3,500,000)	(3,500,000)	
<b>Total Reserves</b>	<b>\$ (17,750,271)</b>	<b>\$ (17,747,203)</b>	<b>\$ (18,063,648)</b>	<b>\$ (4,121,421)</b>
<b>Cash Available - November 30, 2022</b>	<b>\$ 3,801,148</b>	<b>\$ 4,024,897</b>	<b>\$ 3,700,406</b>	<b>\$ 15,781,357</b>



**Kern Delta Water District  
Monthly Water Sales Volume  
in Acre Feet**

	2021	2022										
	Actual (Accum- ulated)	Budgeted		Actual								
		Monthly	(Accum- ulated)	Monthly				Accumulated				% of Budget
				Utility	State	Contracts	Total	Utility	State	Contracts	Total	
JAN	3,757	3,000	3,000	1,503	0	113	1,617	1,503	0	113	1,617	54%
FEB	11,559	3,000	6,000	4,409	0	315	4,724	5,912	0	429	6,341	106%
MAR	20,811	10,000	16,000	6,352	0	379	6,731	12,264	0	808	13,072	82%
APR	30,829	11,000	27,000	7,568	0	394	7,962	19,832	0	1,202	21,034	78%
MAY	42,031	17,400	44,400	11,934	0	443	12,378	31,767	0	1,645	33,412	75%
JUN	54,986	23,500	67,900	10,784	0	392	11,176	42,551	0	2,037	44,588	66%
JUL	62,308	24,000	91,900	9,067	0	147	9,214	51,617	0	2,184	53,801	59%
AUG	66,834	24,000	115,900	6,455	0	212	6,667	58,072	0	2,396	60,468	52%
SEP	69,486	12,500	128,400	5,730	0	143	5,873	63,802	0	2,539	66,341	52%
OCT	71,544	8,800	137,200	1,510	0	74	1,583	65,312	0	2,613	67,924	50%
NOV	72,964	7,500	144,700	1,682	0	46	1,728	66,994	0	2,659	69,652	48%
DEC	74,086	3,000	147,700									



**KERN DELTA WATER DISTRICT**

Aged Accounts Receivable

Past Due Accounts

December 15, 2022

Account	Name	0-30 Days	31-60 Days	61-90 Days	Over 90 Days	Total Past Due
380	Burkehart, John R & Norma L	2.92	98.09	96.71	-	197.72
592	Costa, Joe & Mary	809.40	1,014.11	-	-	1,823.51
994	Giannelli Farms	16.52	16.27	16.03	1,068.94	1,117.76
4399	Watts, Jared & Douglas	2.19	146.16	-	-	148.35
4511	Samra, Sukhmander & Karamjee	204.62	-	-	-	204.62
5196	Hernandez, Alfredo	147.01	137.61	-	-	284.62
5743	Cortez, Pablo L.	1.84	122.77	-	-	124.61
5864	Rodd Living Trust	724.95	-	-	-	724.95
	OTHER	176.01	25.91	26.94	56.81	285.67
		2,085.46	1,560.92	139.68	1,125.75	4,911.81

**Kern Delta Water Banking Project  
Balance Sheet  
As of November 30, 2022**

	<u>11/30/2022</u>	<u>10/31/2022</u>	<u>Month-to-Month Variance</u>
<b>Total Assets</b>			
Current Assets			
Cash & Cash Equivalents	6,562,332	6,505,475	56,857
Due From MWD	1,309,149	1,450,384	(141,235)
Other Receivables	0	(137,135)	137,135
Inventory and Prepaids	162,244	162,244	0
Total Current Assets	<u>8,033,725</u>	<u>7,980,968</u>	<u>52,757</u>
Fixed Assets			
All Structures	63,202,244	63,200,677	1,568
Machinery and Equipment	418,065	418,064	0
Less Accumulated Depreciation	<u>(12,283,755)</u>	<u>(12,221,754)</u>	<u>(62,000)</u>
Fixed Assets Net of Depreciation	<u>51,336,554</u>	<u>51,396,987</u>	<u>(60,432)</u>
Other Assets			
Investment in Sunset Banking Project	1,627,928	1,627,928	0
Total Other Assets	<u>1,627,928</u>	<u>1,627,928</u>	<u>0</u>
<b>Total Assets</b>	<b><u>60,998,207</u></b>	<b><u>61,005,883</u></b>	<b><u>(7,675)</u></b>
<b>Total Liabilities &amp; Equity</b>			
Equity			
Capital Contributions From KDWD	8,890,130	8,890,130	0
Equity From Past Years	53,539,365	53,539,365	0
Accumulative Equity - Current Year	<u>(1,431,288)</u>	<u>(1,423,612)</u>	<u>(7,675)</u>
Total Equity	<u>60,998,207</u>	<u>61,005,883</u>	<u>(7,675)</u>
<b>Total Liabilities &amp; Equity</b>	<b><u>60,998,207</u></b>	<b><u>61,005,883</u></b>	<b><u>(7,675)</u></b>

**Kern Delta Water Banking Project**  
**Cash Variance Analysis**  
**November 30, 2022**

**Cash Received:**

Received From KCWA - CVC Prior Years O&M Credit	560,347
Interest Received	22,317
	<u>582,664</u>

**Cash Disbursed:**

Share of CVC Credit paid to KDWD and ID4	(280,174)
PG&E - Well Power	(182,778)
Disbursements - Other	(5,349)
	<u>(468,300)</u>

**Positive/(Negative) Cash Variance Before FMV Adjustment**

**114,364**

**FMV Adjustment to Kern County Funds**

(57,507)

**Adjusted Positive/(Negative) Cash Variance**

**56,857**

**Kern Delta Water Banking Project**  
**Statement of Operating Results**  
**As of November 30, 2022**

	<u>Current Month</u>	<u>Year to Date</u>
<b><u>REVENUE:</u></b>		
MET Revenue	(4,100)	2,345,891
Interest Revenue	22,317	60,011
Total Revenue	<u>18,217</u>	<u>2,405,902</u>
<b><u>EXPENSES</u></b>		
Transfer and Exchange Fees		
TRF Fees	0	9,600
Total Transfer and Exchange Fees	<u>0</u>	<u>9,600</u>
Other Costs		
Power Cost - Wells	182,778	2,199,983
CVC Operating Costs	(280,173)	286,032
CVC Power Costs	0	4,582
Spreading OM&R	3,780	184,648
Wells OM&R and Other	0	183,974
FMV Adjustment	57,507	142,370
Depreciation	62,000	826,001
Total Other Costs	<u>25,892</u>	<u>3,827,590</u>
Total All Expenses	<u>25,892</u>	<u>3,837,190</u>
<b>Favorable/(Unfavorable) Operating Results</b>	<u><b>(7,675)</b></u>	<u><b>(1,431,288)</b></u>
Estimated 3rd and 4th Qtr Revenue - MWD		<u>2,378,000</u>
Estimated Fav/(Unfav) Operating Results		<u><u>946,712</u></u>

## TREASURER'S REPORT

		2022	2021	2020	2019
Cash & Securities on hand - November 1, 2022		\$ 6,505,475	\$ 7,238,571	\$ 13,537,474	\$ 10,151,414
Add: November receipts		582,664	274,231	600,824	514,573
Less: November disbursements		(525,807)	(194,258)	(649,787)	(528,253)
<b>Cash &amp; Securities on hand - November 30, 2022</b>		<b>\$ 6,562,332</b>	<b>\$ 7,318,543</b>	<b>\$ 13,488,512</b>	<b>\$ 10,137,734</b>
<b>Citizens Business Bank</b>	<b>\$ 519,114</b>				
<b>Kern County Treasury</b>	<b>3,103,506</b>				
<b>LPL Financial</b>	<b>2,939,712</b>				
	<b><u>\$ 6,562,332</u></b>				
Restricted Cash included in above:					
OM&R Spreading	\$ (129,098)	\$ (259,281)	\$ 901,818	\$ 518,813	
OM&R Extraction	(647,434)	(690,438)	(161,022)	(137,772)	
OM&R CVC/Delivery Canal	-	-	(3,534,492)	(3,225,816)	
Take/Put Fees	(3,900,399)	(2,237,601)	(5,495,169)	(4,382,706)	
Total Restricted	<u>\$ (4,676,931)</u>	<u>\$ (3,187,320)</u>	<u>\$ (8,288,865)</u>	<u>\$ (7,227,481)</u>	
<b>Cash Available for Construction - November 30, 2022</b>		<b><u>\$ 1,885,401</u></b>	<b><u>\$ 4,131,223</u></b>	<b><u>\$ 5,199,648</u></b>	<b><u>\$ 2,910,255</u></b>

**Sunset Water Banking Project  
Balance Sheet  
As of November 30, 2022**

	Year To Date		Month-to-Month
	11/30/2022	10/31/2022	Variance
	Actual		
<b>Assets</b>			
Current Assets			
Cash & Cash Equivalents	1,937,567	1,987,359	(49,792)
Total Current Assets	1,937,567	1,987,359	(49,792)
Fixed Assets			
Construction in Progress	2,235,415	2,215,965	19,450
Total Fixed Assets at Cost	2,235,415	2,215,965	19,450
Net Fixed Assets	2,235,415	2,215,965	19,450
<b>Total Assets</b>	<b>4,172,982</b>	<b>4,203,324</b>	<b>(30,342)</b>
<b>Liabilities &amp; Equity</b>			
Current Liabilities			
Trade Accounts Payable	0	0	0
Total Current Liabilities	0	0	0
Equity			
Contributions to Equity - KDWD	500,000	500,000	0
Contributions to Equity - KDWBP	1,627,928	1,627,928	0
Contributions to Equity - AEWS	2,127,929	2,127,929	0
Equity From Past Years	(930)	(930)	0
Accumulated Equity - Current Year	(81,945)	(51,603)	(30,342)
Total Equity	4,172,982	4,203,324	(30,342)
<b>Total Liabilities &amp; Equity</b>	<b>4,172,982</b>	<b>4,203,324</b>	<b>(30,342)</b>

**Sunset Water Banking Project  
Statement of Operating Results  
As of November 30, 2022**

	<u>Current Month</u>	<u>Year to Date</u>
<b>Revenue</b>		
Interest Revenue	312	2,427
Total Revenue	312	2,427
<b>Expenses</b>		
Administrative Expense	0	1,775
FMV Adjustment	30,654	82,596
Total Expenses	30,654	84,371
<b>Fav/(Unfav) Operating Results</b>	<u><b>(30,342)</b></u>	<u><b>(81,944)</b></u>



**SUNSET BANKING PROJECT**

**TREASURER'S REPORT**

**November**

	<b>2022</b>	<b>2021</b>		
Cash & Securities on hand - November 1	\$ 1,987,359	\$ 1,000,066		
Add: November receipts	312	997,245		
Less: November disbursements	(50,104)	(99,522)		
<b>Cash &amp; Securities on hand - November 30, 2022</b>	<b>\$ 1,937,567</b>	<b>\$ 1,897,789</b>	<b>\$ -</b>	<b>\$ -</b>
<div> <div>Citizens Business Bank</div> <div>263,561</div> </div> <div> <div>Kern County Treasury</div> <div>1,674,006</div> </div> <div> <div>\$ 1,937,567</div> </div>				
<b>Unrestricted Reserves:</b>				
None				
<b>Total Reserves</b>	<b>\$ -</b>	<b>\$ -</b>	<b>\$ -</b>	<b>\$ -</b>
<b>Cash Available - November 30, 2022</b>	<b>\$ 1,937,567</b>	<b>\$ 1,897,789</b>	<b>\$ -</b>	<b>\$ -</b>

**Kern Delta Water District  
Investments - LPL Financial  
US Treasury Investment Summary**

CUSIP	Maturity Date	Quantity (Q)	Par Value (PV)	Customer Price (P)	Principal (Prin) (Q x P)	Accrued Interest (AI)	Service Charge	Net Money (NM) (Prin + AI)	Coupon Rate (CR)	Coupon Interest (Cou)	Discount Returned (Disc) (PV - Prin)	Estimated Total Yield (Y) (Cou + Disc)	YTM	Value at Maturity (Prin + EYV)
912796ZL6	1/24/2023	999	999,000	991.61	990,615.59	-	5	990,621	0.000%	-	8,384	8,384	3.511%	999,000
912796S34	1/26/2023	999	999,000	991.32	990,328.68	-	5	990,334	0.000%	-	8,671	8,671	3.551%	999,000
912796XQ7	7/13/2023	1,000	1,000,000	971.80	971,803.96	-	5	971,809	0.000%	-	28,196	28,196	4.105%	1,000,000
912796XY0	8/10/2023	1,000	1,000,000	968.43	968,427.19	-	5	968,432	0.000%	-	31,573	31,573	4.161%	1,000,000
9128285D8	9/30/2023	1,000	1,000,000	987.39	987,390.00	1,105.77	5	988,501	2.875%	27,647	12,610	40,257	4.240%	1,027,647
912828T26	9/30/2023	1,000	1,000,000	972.49	972,490.72	528.85	5	973,025	1.375%	13,223	27,509	40,732	4.355%	1,013,223
91282CDA6	9/30/2023	1,000	1,000,000	961.80	961,803.13	96.15	5	961,904	0.250%	2,404	38,197	40,601	4.390%	1,002,404
912828B66	2/15/2024	3,000	3,000,000	975.38	2,926,125.00	18,831.52	5	2,944,962	2.750%	105,103	73,875	178,978	4.801%	3,105,103
912828X70	4/30/2024	3,000	3,000,000	962.00	2,886,000.00	1,160.22	5	2,887,165	2.000%	88,603	114,000	202,603	4.754%	3,088,603
91282CDB4	10/15/2024	1,000	1,000,000	929.20	929,200.00	3,107.92	5	932,313	0.625%	12,106	70,800	82,906	4.606%	1,012,106
9128283D0	10/31/2024	1,000	1,000,000	960.50	960,502.24	10,210.60	5	970,718	2.250%	44,568	39,498	84,066	4.419%	1,044,568
912828YM6	10/31/2024	1,000	1,000,000	945.55	945,548.94	6,807.07	5	952,361	1.500%	29,712	54,451	84,163	4.494%	1,029,712
			15,998,000			41,848	60	15,532,144			323,366	507,765	831,131	16,321,366
								221,209						
								15,753,353						

**Kern Delta Water Banking Project  
Investments - LPL Financial  
US Treasury Investment Summary**

CUSIP	Maturity Date	Quantity (Q)	Par Value (PV)	Customer Price (P)	Principal (Prin) (Q x P)	Accrued Interest (AI)	Service Charge	Net Money (NM) (Prin + AI)	Coupon Rate (CR)	Coupon Interest (Cou) (PV x CR)	Discount Returned (Disc) (PV - Prin)	Estimated Total Yield (Y) (Cou + Disc)	YTM (Y / Prin)	Value at Maturity (Prin + EYV)
912796YU7	4/13/2023	999	999,000	981.93	980,949.74	-	5	980,955	0.000%	-	18,050	18,050	4.198%	999,000
912796V48	4/20/2023	999	999,000	980.82	979,840.12	-	5	979,845	0.000%	-	19,160	19,160	4.274%	999,000
912796YV5	4/27/2023	999	999,000	979.89	978,907.61	-	5	978,913	0.000%	-	20,092	20,092	4.306%	999,000
			2,997,000			-	15	2,939,712		-	57,303	57,303		2,997,000



To: Kern Delta Water District Business & Finance Committee

From: Bryan Duncan – Controller

Date: January 12, 2022

**Re: Agenda Item 5a. – Quarterly Investment Review**

---

**RECOMMENDATION:**

Receive report, informational item only.

**DISCUSSION:**

The Investment Policy of Kern Delta Water District requires the District’s Treasurer to submit to the Board of Directors a quarterly investment report. In compliance with this directive the District Controller offers the following discussion and analysis of the District’s cash and investments position and performance through the fourth quarter of the current year as of December 31, 2022.

As of December 31, 2022, the investment portfolio of the District and the District’s Water Banking Programs consisted of the following cash and cash equivalent positions:

LPL Financial	US Treasury Instruments	\$18,471,856
Kern County Treasury	County Investment Portfolio	9,851,056
Citizens Business Bank	Cash	2,066,086
	Total	\$30,388,998

The position held at LPL Financial is new to the District since the previous quarterly review dated October 18, 2022. During the fourth quarter now in review the District’s Board of Directors authorized the investment of \$18.5 million in US Treasury instruments with maturities varying from three months to two years at expected annual yields of 3.5% - 4.8%. This action was taken to improve earnings on cash reserves previously held at the Kern County Treasury (KCT) that, as of September 30, 2022, yielded only 1.059%. The attached “US Treasury Investment Summary” and “Kern County Treasurer’s Pooled Cash Portfolio Summary” describe the nature and mix of the investments held at LPL Financial and the KCT, respectively, as of December 31, 2022.

As of December 31, 2022, the portfolio’s Fair Market Value had declined to 95.99% of Original Cost compared to 96.88% reported as of September 30, 2022. The FMV of U.S. Treasuries and Federal Agencies, representing 73.5% of the entire KCT portfolio, is 95.51% and is a key factor in the overall valuation of the portfolio. As has been noted in past reviews, the FMV adjustment is a valuation disclosure required by generally accepted accounting principles and does not reflect the purchasing power of the

investment. If all invested cash was liquidated from the District's accounts at Kern County, the actual cost, plus accrued interest, would be recovered and not the fair market value.

On December 15, 2022, the Business and Finance Committee of the District's Board of Directors, noting the favorable increase of yields on certain money market accounts backed by US Treasury instruments, authorized the District's Staff to open money market accounts for the District and for the Kern Delta Water Banking Project with opening deposits of \$3 million and \$1.5 million, respectively. These accounts will serve as alternative cash reserve depositories to the KCT and can be accessed for immediate cash needs of the District in much the same way as such needs are met by the reserves held currently at the KCT.

It should be noted that (1) all investment actions executed since the last report have been made in full compliance with the investment policy of the District and, (2) the District will meet its expenditure obligations for the next six months.

**Kern Delta Water District  
Investments - LPL Financial  
US Treasury Investment Summary**

CUSIP	Maturity Date	Quantity (Q)	Par Value (PV)	Customer Price (P)	Principal (Prin) (Q x P)	Accrued Interest (AI)	Service Charge	Net Money (NM) (Prin + AI)	Coupon Rate (CR)	Coupon Interest (Cou)	Discount Returned (Disc) (PV - Prin)	Estimated Total Yield (Y) (Cou + Disc)	YTM	Value at Maturity (Prin + EYV)	
912796ZL6	1/24/2023	999	999,000	991.61	990,615.59	-	5	990,621	0.000%	-	8,384	8,384	3.511%	999,000	
912796S34	1/26/2023	999	999,000	991.32	990,328.68	-	5	990,334	0.000%	-	8,671	8,671	3.551%	999,000	
912796XQ7	7/13/2023	1,000	1,000,000	971.80	971,803.96	-	5	971,809	0.000%	-	28,196	28,196	4.105%	1,000,000	
912796XY0	8/10/2023	1,000	1,000,000	968.43	968,427.19	-	5	968,432	0.000%	-	31,573	31,573	4.161%	1,000,000	
9128285D8	9/30/2023	1,000	1,000,000	987.39	987,390.00	1,105.77	5	988,501	2.875%	27,647	12,610	40,257	4.240%	1,027,647	
912828T26	9/30/2023	1,000	1,000,000	972.49	972,490.72	528.85	5	973,025	1.375%	13,223	27,509	40,732	4.355%	1,013,223	
91282CDA6	9/30/2023	1,000	1,000,000	961.80	961,803.13	96.15	5	961,904	0.250%	2,404	38,197	40,601	4.390%	1,002,404	
912828B66	2/15/2024	3,000	3,000,000	975.38	2,926,125.00	18,831.52	5	2,944,962	2.750%	105,103	73,875	178,978	4.801%	3,105,103	
912828X70	4/30/2024	3,000	3,000,000	962.00	2,886,000.00	1,160.22	5	2,887,165	2.000%	88,603	114,000	202,603	4.754%	3,088,603	
91282CDB4	10/15/2024	1,000	1,000,000	929.20	929,200.00	3,107.92	5	932,313	0.625%	12,106	70,800	82,906	4.606%	1,012,106	
9128283D0	10/31/2024	1,000	1,000,000	960.50	960,502.24	10,210.60	5	970,718	2.250%	44,568	39,498	84,066	4.419%	1,044,568	
912828YM6	10/31/2024	1,000	1,000,000	945.55	945,548.94	6,807.07	5	952,361	1.500%	29,712	54,451	84,163	4.494%	1,029,712	
			15,998,000			15,490,235	41,848	60	15,532,144			323,366	507,765	831,131	16,321,366

**Kern Delta Water Banking Project  
Investments - LPL Financial  
US Treasury Investment Summary**

CUSIP	Maturity Date	Quantity (Q)	Par Value (PV)	Customer Price (P)	Principal (Prin) (Q x P)	Accrued Interest (AI)	Service Charge	Net Money (NM) (Prin + AI)	Coupon Rate (CR)	Coupon Interest (Cou) (PV x CR)	Discount Returned (Disc) (PV - Prin)	Estimated Total Yield (Y) (Cou + Disc)	YTM (Y / Prin)	Value at Maturity (Prin + EYV)
912796YU7	4/13/2023	999	999,000	981.93	980,949.74	-	5	980,955	0.000%	-	18,050	18,050	4.198%	999,000
912796V48	4/20/2023	999	999,000	980.82	979,840.12	-	5	979,845	0.000%	-	19,160	19,160	4.274%	999,000
912796YV5	4/27/2023	999	999,000	979.89	978,907.61	-	5	978,913	0.000%	-	20,092	20,092	4.306%	999,000
			2,997,000			2,939,697	-	15	2,939,712			57,303	57,303	2,997,000

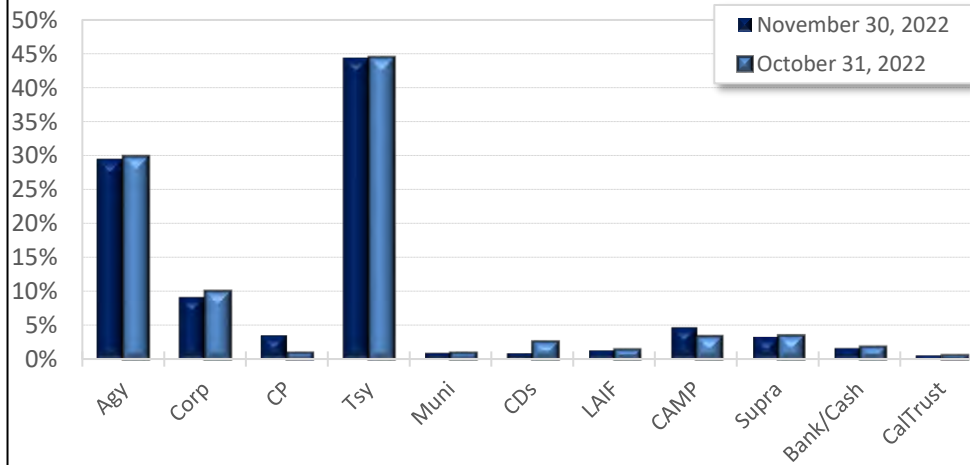


## Kern County Treasurer's Pooled Cash Portfolio Summary

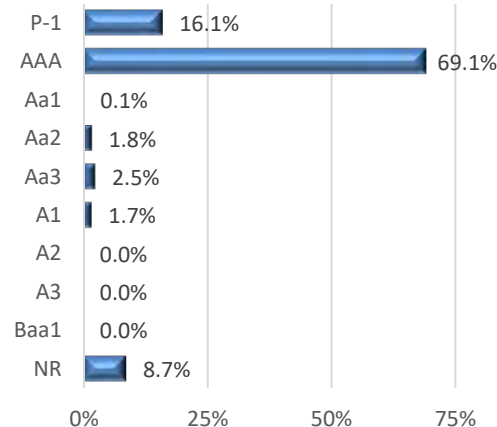
11/30/2022

Sector	Par Amount	Original Cost	Market Value	Original Yield	% of Total Assets	Policy Limit Rating	Days to Maturity
Local Agency Investment Fund	73,380,959	73,380,959	73,380,959	2.00%	1.39%	\$75 Million	1
California Asset Management Program	258,683,809	258,683,809	258,683,809	3.90%	4.90%	10%	1
CalTRUST	31,841,638	31,841,638	31,841,638	3.67%	0.60%	10%	1
Money Markets	25,229,666	25,229,666	25,229,666	3.56%	0.48%	10%	1
Bank Sweep (ICS)	15,263,519	15,263,519	15,263,519	3.89%	0.29%	10%	1
U.S. Treasuries	2,428,000,000	2,439,746,972	2,303,423,029	1.49%	43.63%	100%	738
Federal Agencies	1,628,119,000	1,623,086,776	1,576,866,780	2.49%	29.87%	75%	491
Municipal Bonds	51,000,000	51,329,700	48,509,910	1.72%	0.92%	10%	617
Supranationals	176,203,000	180,887,811	169,349,264	1.11%	3.21%	10%	492
Negotiable CDs	50,000,000	50,000,000	49,674,725	3.50%	0.94%	30%	152
Commercial Paper	200,000,000	195,875,083	196,077,106	5.05%	3.71%	40%	145
Corporate Notes	507,900,000	504,776,716	480,980,963	2.00%	9.11%	30%	636
<b>Total Securities</b>	<b>5,445,621,591</b>	<b>5,450,102,650</b>	<b>5,229,281,367</b>	<b>2.12%</b>	<b>99.05%</b>		<b>564</b>
<b>Total Cash</b>	<b>50,164,395</b>	<b>50,164,395</b>	<b>50,164,395</b>		<b>0.95%</b>		
<b>Total Assets</b>	<b>5,495,785,986</b>	<b>5,500,267,045</b>	<b>5,279,445,763</b>		<b>100.00%</b>		

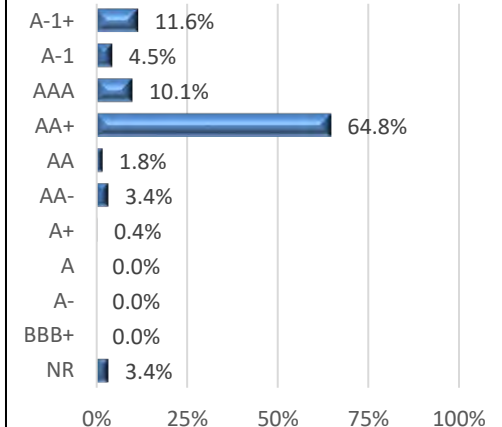
**Sector Allocations**



**Moody's Ratings**



**S&P Ratings**



# Tab IV





To: Kern Delta Water District Board of Directors

From: Steven Teglia

Date: January 17, 2023

Re: Encroachment Permit Applications & Easement Requests

---

**DISCUSSION:**

Following are the organizations that have applied for an encroachment permit with Kern Delta Water District and a summary of their intended locations and purposes for encroaching.

**Organization: QK/Belfanz**

Location: Central Branch Canal, South of Panama Lane

Purpose: Install ±140-ft of block wall adjacent to KD-02 well site

Anticipated Start Date: TBD



## **Maintenance Report**


**December 2022**

1. **Structure and Turnout Repairs.** The following jobs were completed during the month
  - a. Dug up behind turnout 3-0-88 repaired cracked concrete pipeline.
  - b. Installed new 24" turnout on Rim Ditch.
  - c. Inspected turnouts in Kern Island service area.
  - d. IWS installed screens on Central Canal below Panama Ln.
2. **Shop.** The following jobs were completed during the month;
  - a. Normal service and repairs on District vehicles and equipment.
  - b. Fixed hydraulic ram adaptor on sloper Grader #403.
  - c. T-14 turntable pump is ready for a test run following conversion to PTO.
  - d. Move air lines on truck #330.
  - e. Replaced horn on truck #220.
3. **District Wells.**
  - a. Monthly service and inspection of all District Wells to check dripper operation and clean well pads.
4. **Motor Grader # 403** The following canals were sloped and roads graded;
  - a. Slopers repaired and sloping BV canal.
5. **Backhoe # 402** The following jobs were completed during the month;
  - a. Dig out for repair 3-0-88 Kern Island.
  - b. New box installation on Rim Ditch.
  - c. Mucked out Central canal before and after Arvin Edison Canal.
  - d. Mucked out Kern Island Canal at the Arvin Edison Crossing.
6. **Backhoe # 404** The following jobs were completed this month;
  - a. Remove high spot and put on edge of Central Canal at Pacheco Rd.
  - b. Clean Kern Island Canal from head to Met backup.
  - c. Clean Central from head to lake.
7. **Weed Spraying.** The following canals were sprayed during the month;
  - a. Apply preemergent on 13 Ditch, 18 North and South, and 23 Ditch.
  - b. Alspaw Removed trees on 10<sup>th</sup> and California on Kern Island.
  - c. Treated stump on Kern Island between 10<sup>th</sup> and California.
8. **Aquatic Treatments.** Treatments including surface spraying for algae mats and injection treatments for control of algae or vascular aquatic weeds;
  - a. No treatments needed.
9. **Rodent Control**
  - a. Bait stations were checked and filled throughout the district this month.
10. **Trash Removal.**
  - a. Trash trucks removed debris from Kern Island from head to Met backup.
  - b. Trash trucks removed debris from Central from head to lake.

- c. Cleanup of homeless encampments on Central and Farmers.
  - d. Remove tumbleweeds throughout the District.
11. **Fence Repairs.** Fences and Gates were repaired at the following locations;
- a. Kern Island Canal at Columbus, 34<sup>th</sup>, 30<sup>th</sup> and Branch 1 at Smoke Tree trailer park.
  - b. Central Canal at Planz, Wilson and Union Ave.
12. **Safety Meetings.** Weekly tailgate safety topics were;
- a. Managing Fatigue.
  - b. Why Inspection of Your PPE Is Important.
  - c. Driving in the Fog
13. **Water Banking Activities.** The following jobs were completed during the month;
- a. Removed tumbleweeds from banks and fence lines preparing for pre-emergent.
14. **Future Projects.** The following projects will be completed as time permits:
- a. Trim and remove trees/brush as needed along canals for grader passage
  - b. Repair dilapidated turnouts, gates, screens, piping, and crossings as availability of canals are made possible.
  - c. Replace turnout at southwest corner of Bear Mtn. Blvd and Eastside Canal.
  - d. Prepare Eastside Canal for potential early startup
  - e. Evaluate replacement options for farmer's dirt road crossing on the Buena Vista Canal at the BV north basins.
15. **Future Water Banking Projects.**
- a. Install permanent staff gauges at basin properties.
  - b. Manage basins during early season water banking operations
  - c. Manage the Forrest Frick Intertie connection into the Eastside Canal and develop understanding of its possible use this year.



Project #	Status	Organization	Project	Facility	Location	Plans		Approval Process		Comments
						Received	Reviewed	EP	Board	
1	P	AEWSD	FFP Inter-tie	Eastside Canal	South of Muller Road	-	-	X	-	Construction began
2	P	AT&T	Install fiber crossing	Central Branch Canal	Panama Lane	X	X	X	-	Construction TBD
3	P	Cal Water	Waterline	Kern Island Main Canal	N Street	X	X	X	-	Insall water line under canal
4	P	Cal Water	Well discharge	Multiple	Multiple	-	-	X	-	Waiting for plans and insurance
5	P	Caltrans	Pumpkin Center	Multiple	Taft Hwy	-	-	-	X	Grant Deeds reviewed
6	P	DeWalt	Culvert Extension	Kern Island Main Canal	South of Hosking	X	P	-	X	Ongoing
7	P	KC Superintendent of Schools	Block Wall	East Branch Canal	Union Ave					Staff yet to receive plans
8	P	KDWD	Grading plan	Old River Basins	North of Taft Hwy	-	-	-	X	Currently out to Bid
9	P	KDWD	Pumps and pipeline(s)	Sunset Basins	North of Sunset Blvd	X	X	-	X	Construction began
10	P	KDWD	Wells	Old River Basins	North of Taft Hwy	-	-	-	X	Permits for new wells underway
11	P	Koostra Dairy	Solar Project	Central Branch Canal	West of Adobe Rd	-	-	-	X	No update
12	P	Lane Engineers	Culvert Extension	Kern Island Main Canal	North of Taft Hwy	X	P	-	X	Review completed, plans acceptable
13	P	Lane Engineers	Utility crossing	Kern Island Main Canal	North of Taft Hwy	X	P	X	-	Review completed, plans acceptable
14	P	Laurel Ag	New turnout	Eastside Canal	End of Eastside	X	P	X		Under review
15	P	LAV // Pinnacle	Pipeline & Realignment	Branch One Canal	South of Taft Hwy	-	-	-	X	No update
16	P	McIntosh & Associates	Pipeline & Realignment	Section 31 Ditch	North of McCutchen	X	X	-	X	Waitng for new turnout structure
17	P	McIntosh & Associates	Pipeline & Realignment	Branch II Canal	North of McKee	X	P	-	X	Zeiders working with McIntosh
18	P	McIntosh & Associates	Wrought Irion Fencing	Branch One Canal	East of Hwy 99	X	X	X	-	Waiting for contractor insurance
19	P	McIntosh & Associates	Pipeline & Realignment	Stine Canal	West of Gosford	-	-	-	X	No update
20	P	McIntosh & Associates	Canal realignment	Stine Canal	North of McCutchen	X	P	-	X	No update
21	P	McIntosh & Associates	Road Crossing	Burness Ditch	North of Taft Hwy				X	Plans under review
22	P	Memorial	Solar Project	Eastside Canal	North of 34th Street	-	-	-	X	No update
23	P	PG&E	Corrosion protection	Eastside Canal	E California Ave	X	X	X		Waiting for Insurance and EP Fee
24	P	PG&E	Bridge removal	Eastside Canal	North of 30th Street	-	-	-	X	No clear timeline to complete project from PG&E
25	P	PG&E	Undgerounding power, 34th St	Multiple	34th Street	X	X	X	-	No update
26	P	QK	Block Wall	Central Branch Canal	By KD-02	X	X	X		Waiting for contractor insurance
27	P	WRMWSD/KDWD	5G Tie-In	Buena Vista	North of S. Lake Rd	-	-	-	-	On going staff discussions
28	C	EDP Renewables	Canal Access	Rim Ditch	Between I-5 and Ashe	-	-	-	X	Access agreement for solar project
29	C	KDWD	Traveling Screens	Central Branch Canal	North of AE Intake Canal	-	-	-	X	Construction Complete
30	C	KDWD	Annual Engineering Report	N/A	N/A	-	-	-	-	Complete
31	C	KDWD	2021 Crop Report	N/A	N/A	-	-	-	-	Complete
32	C	Murray Family Farms	Install sign	Rim Ditch	North of Rim Ditch	X	-	-	-	Sign installed
33	C	South Valley	Well discharge	Kern Island Main Canal	South of McKee	X	X	X	-	Purge well into canal
34	C	PG&E	Overhead Power	Central Branch Canal	South of Panama Lane	X	X	X	-	Overhead power installed
35	C	Power Plus!	Temp Overhead Power	Central Branch Canal	Central near KD-02 Site	X	X	X	-	Installed
36	C	Swanson Engineers	Branch One Easement	Branch One Canal	Planz Road	X	X		X	Quitclaim of old easement needs to be recorded
37	C	Cal Water	New water line crossing	13 Ditch	South of Shafter Rd	-	-	X	-	Bore completed. Waiting for temp line to be removed
38	C	PG&E	Overhead Power	Stine Canal	North of McCutchen	X	X	X		Overhead power installed
39	C	KHSD	Pedestrian path	Central Branch Canal	North of Panama Lane	X	X	X	-	Temporary pedestrian path insalled
40	C	McIntosh & Associates	Culvert Extension	Eastside Canal	South of Redbank	X	X	-	X	Culvert Extension completed



Quinn Company – Bakersfield  
2200 Pegasus Drive  
Bakersfield, CA 93308  
(661) 393-5800 Office  
(661) 393-7052 Fax  
(916) 769-0152 Cell

160001-02

Jul 29, 2022

KERN DELTA WATER DISTRICT  
501 TAFT HWY  
BAKERSFIELD, CA 93307,

Attention: MIKE BRANNON

Dear Mike,

We would like to thank you for your interest in our company and our products, and are pleased to quote the following for your consideration.

New GS20C140J-STPC Sloper Board

**STOCK NUMBER:** TBD      **SERIAL NUMBER:** TBD      **YEAR:** 2023      **SMU:**

We wish to thank you for the opportunity of quoting on your equipment needs. This quotation is valid for 30 days, after which time we reserve the right to re-quote. If there are any questions, please do not hesitate to contact me.

Sincerely,

Nate Smidt  
Machine Sales Representative  
nate.smidt@quinncompany.com  
916-769-0152

## New GS20C140J-STPC Sloper Board

**ATTACHMENT SPECIFICATIONS**

Sloper Cat 140,150,160 Joystick  
Mach-Double stage pull bar 9850 lbs  
four foot(4') Blade extension for 20ft.  
Sliding mount group. Hyd. Controls  
on the rear mount allows the operator  
to move the blade further away from  
the grader.Hyd. Telescoping pull bar (two stage  
extension) for pulling material toward  
grader or casting away from grader.  
Pitch Cylinder in Lieu of Adjusting,  
Eye bolt, (Hyd. Cylinder Adjustment)

---

SELL PRICE	\$73,251.78
<b>NET BALANCE DUE</b>	<b>\$73,251.78</b>
SALES TAX (7.25%)	\$5,310.75
FREIGHT FROM CEDARTOWN, GA	\$6,500.00
LABOR TO INSTALL	\$6,250.00
<b>AFTER TAX BALANCE</b>	<b>\$91,312.53</b>

---

**F.O.B/TERMS:**

Quinn Bakersfield, CA

Accepted by CHRIS BELLUE on 11/2/22

  
Signature



OLD SLOPER vs. NEW SLOPER (2015)






DAMAGED SLEEVE (2021)






DAMAGED SLEEVE CLOSEUP (2021)





DAMAGED SLIDER (2022)





DAMAGED SLIDER (2022)

## Sloper Diffrence - Kern Delta VS Buena Vista

	Blade measured @ 20' fully extended			
	Arm Length	Blade Length	Rear (front) tire	Front tire Measurment
Kern Delta	21'	22'	15'-3"	19'-8"
Buena Vista	24'-10"	20'	20'	28'-4"



**OPERATIONS AND PROJECTS  
COMMITTEE MEETING**

**501 Taft Highway  
Bakersfield, CA**

**TUESDAY December 6, 2022  
10:30 AM**

**A G E N D A**

- 1. Call to Order**
- 2. Public Comment Period**
- 3. Assistant General Manager's Report:**
  - a. Approve the minutes of the Operations and Projects Committee Meeting of November 1, 2022
  - b. Encroachment Permit Update
  - c. District Facility and Banking Maintenance Report
  - d. Water Banking Construction and Power Invoices
  - e. Pending Development Projects
  - f. Motor Grader Sloper Attachment
  - g. Sunset Basins Update
  - h. Old River Basins Update
- 4. Committee Comments**
- 5. Adjourn**

A handwritten signature in black ink that reads "Chris Bellue". The signature is fluid and cursive, with the first letters of the first and last names being capitalized and prominent.

Chris Bellue  
Assistant General Manager

Posted: Friday, December 2, 2022  
Bakersfield, California

Requests for disability related modifications or accommodations, including auxiliary aids or services may be made by telephoning or contacting Madelyne Rodriguez at the District Office (661-834-4656). Please attempt to make such requests known at least 24 hours before the scheduled meeting. Pursuant to Government Code section 54957.5, any materials relating to an open session item on this agenda, distributed to the Board of Directors after the distribution of the agenda packet, will be made available for public inspection at the time of distribution at the District, 501 Taft Highway, Bakersfield, CA.





**MINUTES OF THE OPERATIONS AND PROJECTS COMMITTEE**  
**Tuesday, December 6, 2022**

---

DIRECTORS PRESENT: Mendonca, Spitzer, Fanucchi, and Borba.

OTHERS PRESENT: From KDWD: General Manager Teglia, Assistant General Manager Bellue, Water Resources Manager Mulkay, Controller Duncan, Staff Engineer DeLeon, Maintenance Supervisor Bernard, Maintenance Lead Davis and Administrative Assistant Rodriguez.

**CALL TO ORDER**

Director Mendonca called the meeting to order at 10:30 A.M.

**1. PUBLIC COMMENTS**

None.

**2. ASSISTANT GENERAL MANAGER'S REPORT:**

- a. Approve minutes of the Operations and Projects Committee Meeting of November 1, 2022: M/S/C (Spitzer/Borba) (yes-4, no-0): The Committee approved the minutes of the Operations and Projects Committee meeting held on November 1, 2022.
- b. Encroachment Permit Update: Mr. Bellue presented an encroachment request from Kern Pacific to install a storm drain pipeline within the Branch II right-of-way at Gosford Road.
- c. District Facility and Banking Maintenance: Mr. Bellue discussed several items of note including the abandonment of a turnout that is no longer in use. A brief update was given on the foundation construction for traveling screens being placed on the Central Branch Canal. Also mentioned was the fabrication and installation of new ramps for backhoe trailer T-11.
- d. Water Banking Construction and Power Invoices: M/S/C (Borba/Fanucchi) (yes-4, no-0): The Committee recommended the Board approve payment of Water Banking and Power Invoices totaling \$378,939.19 (plus additional PG&E well energy costs) See the attached December 20, 2022, Invoice and Disbursements memo to the Board for a full breakdown of the invoices.
- e. Pending Development Projects: Mr. Bellue provided a brief update on pending projects throughout the District.
- f. Motor Grader Sloper Attachment: M/S/C (Fanucchi/Spitzer) (yes-4, no-0): The Committee recommended the item be forwarded to the January 2023 Board Meeting for further discussion and approval of the agreement with Rome Plow Company to start the lead time for the construction and installation of a new Sloper Attachment.
- g. Sunset Basins Update: Staff provided a brief update on this item.
- h. Old River Basins Update: Staff provided a brief update on this item.

**3. ADJOURN**

Director Mendonca adjourned the meeting at 11:24 A.M.

Respectfully submitted,

---

Joey Mendonca – Chair



To: Kern Delta Water District Board of Directors

From: Steven Teglia

Date: December 20, 2022

Re: Encroachment Permit Applications & Easement Requests

---

**DISCUSSION:**

Following are the organizations that have applied for an encroachment permit with Kern Delta Water District and a summary of their intended locations and purposes for encroaching.

**Organization: Kern Pacific**

Location: Branch II Canal

Purpose: Install utilities within canal right-of-way

Anticipated Start Date: TBD

## **Maintenance Report**

**November 2022**

1. **Structure and Turnout Repairs.** The following jobs were completed during the month
  - a. Verified that turnout 3-7-27 was disconnected from booster pump and reservoir.
  - b. Removed screens and staff gauge in front of turnout on Eastside Canal south of Bear Mt. in preparation for new headwall installation.
  - c. Exploratory digging around turnout 3-0-88 to see what's failing but water level on canal was too high and it started collapsing.
  - d. Plan for water screen installation on the Central
2. **Shop.** The following jobs were completed during the month;
  - a. Normal service and repairs on District vehicles and equipment.
  - b. Install the recently repaired sloper on the motor grader.
  - c. Fabricate and install new ramps on backhoe trailer T-11.
  - d. Install new brakes on truck #224.
  - e. Replaced starter on truck #327.
  - f. Performed smog check on truck #323.
3. **District Wells.**
  - a. Monthly service and inspection of all District wells to check dripper operation and clean well pads.
  - b. All wells off as of November 10, 2022.
  - c. Assessed motor problem on well KB-4.
4. **Motor Grader # 403** The following canals were sloped and roads graded;
  - a. Sloper repaired and sloping BV canal.
5. **Backhoe # 402** The following jobs were completed during the month;
  - a. Pulling dirt up on edge of Central north of Panama Lane.
6. **Backhoe # 404** The following jobs were completed this month;
  - a. Assist with homeless encampment cleanup Central and Farmers.
  - b. Dig up seepage areas on the Rim.
  - c. Remove dirt in front of turnouts on BV, Eastside and Stine from dozer work.
7. **Weed Spraying.** The following canals were sprayed during the month;
  - a. Spot sprayed Kern Island in town.
  - b. Used bulldozer to remove weeds from bottom of Eastside, Farmers, Stine and Central (southern parts of canals, not in town)
8. **Aquatic Treatments.** Treatments including surface spraying for algae mats and injection treatments for control of algae or vascular aquatic weeds;
  - a. No treatments done this month.
9. **Rodent Control**
  - a. Bait stations were checked and filled throughout the district this month.

**10. Trash Removal.**

- a. Daily cleaning of crossings, weirs, racks and screens on all canals running.
- b. Cleanup of homeless encampments on Central and Farmers.

**11. Fence Repairs.** Fences and Gates were repaired at the following locations;

- a. Kern Island – Columbus, 34<sup>th</sup>, 30<sup>th</sup> and Branch 1 at Smoke Tree trailer park.
- b. Central- Planz, Wilson and Union.

**12. Safety Meetings.** Weekly tailgate safety topics were;

- a. Are You Prepared For An Emergency.
- b. Cold Temperature Exposure.
- c. Teamwork Prevents Accidents.

**13. Water Banking Activities.** The following jobs were completed during the month;

- a. Removed tumbleweeds along banks and fence lines of basin properties in preparation for pre-emergent.

**14. Future Projects.** The following projects will be completed as time permits:

- a. Trim and remove trees/brush as needed along canals for grader passage
- b. Repair dilapidated turnouts, gates, screens, piping, and crossings as availability of canals are made possible.

**15. Future Water Banking Projects.**

- a. Install permanent staff gauges and signage at basin properties.



**KERN DELTA WATER BANKING PROGRAM DISBURSEMENTS**  
**RECOMMENDED BY THE OPERATIONS & PROJECTS COMMITTEE**  
**Tuesday, December 6, 2022**

#	PAYEE	AMOUNT	CHECK
1	KCWA-ID4 2021 CVC O&M Reconciliations	140,086.75	3486
2	KDWD 2021 CVC O&M Reconciliations	140,086.75	3487
3	PGE - AE1 Well Utilities	112.89	3488
4	PGE - KI7 Well Utilities	29,435.62	3489
5	PGE - KI8 Well Utilities	60.35	3490
6	PGE - AE2 Well Utilities	57.72	3491
7	PGE - KD1 Well Utilities	18,581.43	3492
8	QUINN Hooks For Backhoe 402	65.32	3493
9	KDWD Inter Entity Reclass 11/2022	1,567.89	3494
10	PGE - FR3 Well Utilities	43.43	3495
11	PGE - AE3 Well Utilities	62.81	3496
12	PGE - KD2 Well Utilities	21,573.67	3497
13	PGE - AE4 Well Utilities	27,204.56	3498
<b>TOTAL</b>		<b>378,939.19</b>	



Project #	Status	Organization	Project	Facility	Location	Plans		Approval Process		Comments
						Received	Reviewed	EP	Board	
1	P	AEWSD	FFP Inter-tie	Eastside Canal	South of Muller Road	-	-	X	-	Construction slated for December 2022
2	P	AT&T	Install fiber crossing	Central Branch Canal	Panama Lane	X	X	X	-	Construction TBD
3	P	Cal Water	Waterline	Kern Island Main Canal	N Street	X	X	X	-	Insall water line under canal
4	P	Cal Water	Well Purge/Tie-In	Multiple	Multiple	-	-	-	-	Reveiewing water quality data
5	P	Caltrans	Pumpkin Center	Multiple	Taft Hwy	-	-	-	X	Grant Deeds reviewed
6	P	DeWalt	Culvert Extension	Kern Island Main Canal	South of Hosking	X	P	-	X	Ongoing
7	P	EDP Renewables	Canal Access	Rim Ditch	Between I-5 and Ashe	-	-	-	X	Access agreement for solar project
8	P	KC Superintendent of Schools	Block Wall	East Branch Canal	Union Ave					Staff yet to receive plans
9	P	KDWD	Grading plan	Old River Basins	North of Taft Hwy	-	-	-	X	100% Design Complete, Bidding complete
10	P	KDWD	Pumps and pipeline(s)	Sunset Basins	North of Sunset Blvd	X	X	-	X	Construction underway
11	P	KDWD	Traveling Screens	Central Branch Canal	North of AE Intake Canal	-	-	-	X	Construction expected in December
12	P	KDWD	Wells	Old River Basins	North of Taft Hwy	-	-	-	X	Permits for new wells underway
13	P	Lane Engineers	Culvert Extension	Kern Island Main Canal	North of Taft Hwy	X	P	-	X	Review completed, plans acceptable
14	P	Lane Engineers	Utility crossing	Kern Island Main Canal	North of Taft Hwy	X	P	X	-	Review completed, plans acceptable
15	P	Laurel Ag	New turnout	Eastside Canal	End of Eastside	X	P	X		Under review
16	P	LAV // Pinnacle	Pipeline & Realignment	Branch One Canal	South of Taft Hwy	-	-	-	X	No update
17	P	McIntosh & Associates	Pipeline & Realignment	Section 31 Ditch	North of McCutchen	X	X	-	X	Waitng for new turnout structure
18	P	McIntosh & Associates	Pipeline & Realignment	Branch II Canal	North of McKee	X	P	-	X	Zeiders working with McIntosh
19	P	McIntosh & Associates	Wrought Iron Fencing	Branch One Canal	East of Hwy 99	X	X	X	-	Waiting for contractor insurance
20	P	McIntosh & Associates	Pipeline & Realignment	Stine Canal	West of Gosford	-	-	-	X	No update
21	P	McIntosh & Associates	Canal realignment	Stine Canal	North of McCutchen	X	P	-	X	No update
22	P	Memorial	Solar Project	Eastside Canal	North of 34th Street	-	-	-	X	No update
23	P	Murray Family Farms	Install sign	Rim Ditch	North of Rim Ditch	X				Sign posts are in
24	P	PG&E	Bridge removal	Eastside Canal	North of 30th Street	-	-	-	X	No clear timeline to complete project from PG&E
25	P	PG&E	Undgerounding power, 34th St	Multiple	34th Street	X	X	X	-	No update
26	P	WRMWSO/KDWD	5G Tie-In	Buena Vista	North of S. Lake Rd	-	-	-	-	On going staff discussions
27	C	KDWD	Annual Engineering Report	N/A	N/A	-	-	-	-	Complete
28	C	KDWD	2021 Crop Report	N/A	N/A	-	-	-	-	Complete
29	C	PG&E	Overhead Power	Central Branch Canal	South of Panama Lane	X	X	X	-	Complete
30	C	Power Plus!	Temp Overhead Power	Central Branch Canal	Central near KD-02 Site	X	X	X	-	Installed
31	C	South Valley	Well discharge	Kern Island Main Canal	South of McKee	X	X	X	-	Purge well into canal
32	C	Swanson Engineers	Branch One Easement	Branch One Canal	Planz Road	X	X		X	Quitclaim of old easement needs to be recorded
33	C	Cal Water	New water line crossing	13 Ditch	South of Shafter Rd	-	-	X	-	Bore completed. Waiting for temp line to be removed
34	C	PG&E	Overhead Power	Stine Canal	North of McCutchen	X	X	X		Overhead power installed
35	C	KHSD	Pedestrian path	Central Branch Canal	North of Panama Lane	X	X	X	-	Temporary pedestrian path insalled
36	C	McIntosh & Associates	Culvert Extension	Eastside Canal	South of Redbank	X	X	-	X	Culvert Extension completed
37	C	Kern Oil Refining	Relocate vents	Central Branch Canal	Panama Lane	X	X	X	-	Relocation of existing vets
38	C	KDWD	Fencing	Banking Ponds	Romero, KI, B1 Basins	-	-	-	X	Board approved contract with Lamont Fence
39	C	KDWD	East Branch Canal Pipeline	East Branch Canal	South of Casa Loma	-	-	-	-	Busted pipeline
40	C	Watson AG/2B Farming	Canal crossing	Stine Canal	South of Taft Hwy	X	X	X		

# Tab V



## **KERN DELTA WATER DISTRICT**

January 12, 2023

	<i>1/12/2023</i>	<i>Last Year</i>
KERN RIVER 3 DAY MEAN INFLOW	8,096 CFS	295 CFS
KERN RIVER MEAN OUTFLOW	301 CFS	149 CFS
ISABELLA RESERVOIR STORAGE	88,379 ACFT	55,176 ACFT
REQUESTED OUTFLOW	300 CFS	150 CFS

*Estimated: (CFS)*

<i>KDWD DAILY DIVERTED: (JANUARY 12, 2023)</i>	<i>@HEAD</i>	<i>STATE</i>	<i>XCHNG</i>	<i>BANKING</i>
KERN ISLAND	124	0	0	0
EASTSIDE	0	0	0	0
BUENA VISTA -LEVEE	84	0	0	0
STINE	30	0	0	0
OTHER - River Channel	0	0	0	0
K.I. / A.E. Exchange Gate	0	0	0	0
STINE / A.E. Exchange Gate	0	0	0	0
Total CFS	238	0	0	0

*Estimated: (Acre Feet)*

<i>DIVERTED (DECEMBER 2022)</i>	<i>UTILITY</i>	<i>STATE</i>	<i>PURCHASE</i>	<i>BANKING</i>
KERN ISLAND	946	0	0	0
EASTSIDE	0	0	0	0
C.O.B. Misc.	0	0	0	0
BUENA VISTA	0	0	0	0
STINE	0	0	0	0
FARMERS	0	0	0	0
SOUTH FORK	0	0	0	0
West Side State Sale	0	0	0	0
MONTHLY TOTAL	946	0	0	0
YEAR TO DECEMBER 31, 2022	119,843 ACFT	0	0	0
Year to December 31, 2022 Utility - State - Banking	119,843 ACFT			

<i>ACFT. STORAGE BALANCE AS OF:</i>	<i>12/31/2022</i>	<i>Estimate 1/12/2023</i>	<i>Max Storage</i>
KERN ISLAND	489	2,189	2,500
BUENA VISTA	445	1,443	1,500
STINE	34	1,106	1,500
FARMERS	346	1,058	1,500
STATE (21 & 22) Carryover	0	0	N/A
STATE (23) Contract	0	0	N/A
RRBWSO STORAGE	18,805	18,805	N/A
PIONEER PROJECT STORAGE	23,285	23,285	N/A
TOTAL ACFT.	43,404	47,886	

K.D.W.D. CLIMATOLOGICAL OBSERVATION:

<u>50</u>	MINIMUM TEMPERATURE	<u>36</u>
<u>62</u>	MAXIMUM TEMPERATURE	<u>49</u>
<u>50</u>	PRESENT TEMPERATURE	<u>39</u>
<u>0.00</u>	PRECIPITATION - 24 HR. DAY	<u>0.00</u>
<u>1.33</u>	PRECIPITATION - MONTH	<u>5.04</u>
Seasonal <u>4.18</u>	YEAR TO DATE PRECIP.	<u>7.84</u> Seasonal

ISABELLA CLIMATOLOGICAL OBSERVATION:ISABELLA RESEVOIR:

LAKE ELEVATION (FT.)	2,543.74	DECEMBER AC. FT. INFLOW	20,275
STORAGE ACFT.	88,379	DECEMBER AC. FT. OUTFLOW	7,551
STORAGE CAPACITY	568,075	ACCUMULATIVE ACFT. INFLOW (20-21)	37,309
% OF CAPACITY	16%	ACCUMULATIVE ACFT. OUTFLOW	23,552
COE STORAGE CAPACITY	360,000	% OF COE CAPACITY	25%

Summary of Utility Water Diverted Year to Date: 12/31/2022

	Utility	North Kern*	Other Exchanges
<b>January</b>	4,709	0	0
<b>February</b>	7,597	0	0
<b>March</b>	14,910	0	0
<b>April</b>	14,178	0	0
<b>May</b>	17,790	1,000	0
<b>June</b>	18,099	0	0
<b>July</b>	14,698	0	0
<b>August</b>	11,445	0	0
<b>September</b>	9,499	0	0
<b>October</b>	946	0	0
<b>November</b>	3,911	0	0
<b>December</b>	2,061	0	0
<b>Total</b>	119,843	1,000	0

Summary of Other Water Diverted Year to Date: 12/31/2022

	State	Purchase	Banking
<b>January</b>	0	0	0
<b>February</b>	0	0	0
<b>March</b>	0	0	0
<b>April</b>	0	0	0
<b>May</b>	0	0	0
<b>June</b>	0	0	0
<b>July</b>	0	0	0
<b>August</b>	0	0	0
<b>September</b>	0	0	0
<b>October</b>	0	0	0
<b>November</b>	0	0	0
<b>December</b>	0	0	0
<b>Total</b>	0	0	0

Water owed to K.D.W.D as of: 12/31/2022

B.V.W.S.D. 2021 State Balance*:	1,275
B.V.W.S.D. 2022 State Balance*:	1,275
2023 State Contract: Table A	0

Summary of Total State Water Used Year to Date: 12/31/2022

	(OWED)	(USED)
<b>2023 Contract</b>	0	0
<b>Total</b>	0	0

**Quantities in acft.** TOTAL 2,550

Net Owed to KDWD

TOTAL 0

Maximum Annual State Carryover Balance: 6,000 acre feet \*Owed to KDWD on a mutually agreeable year.

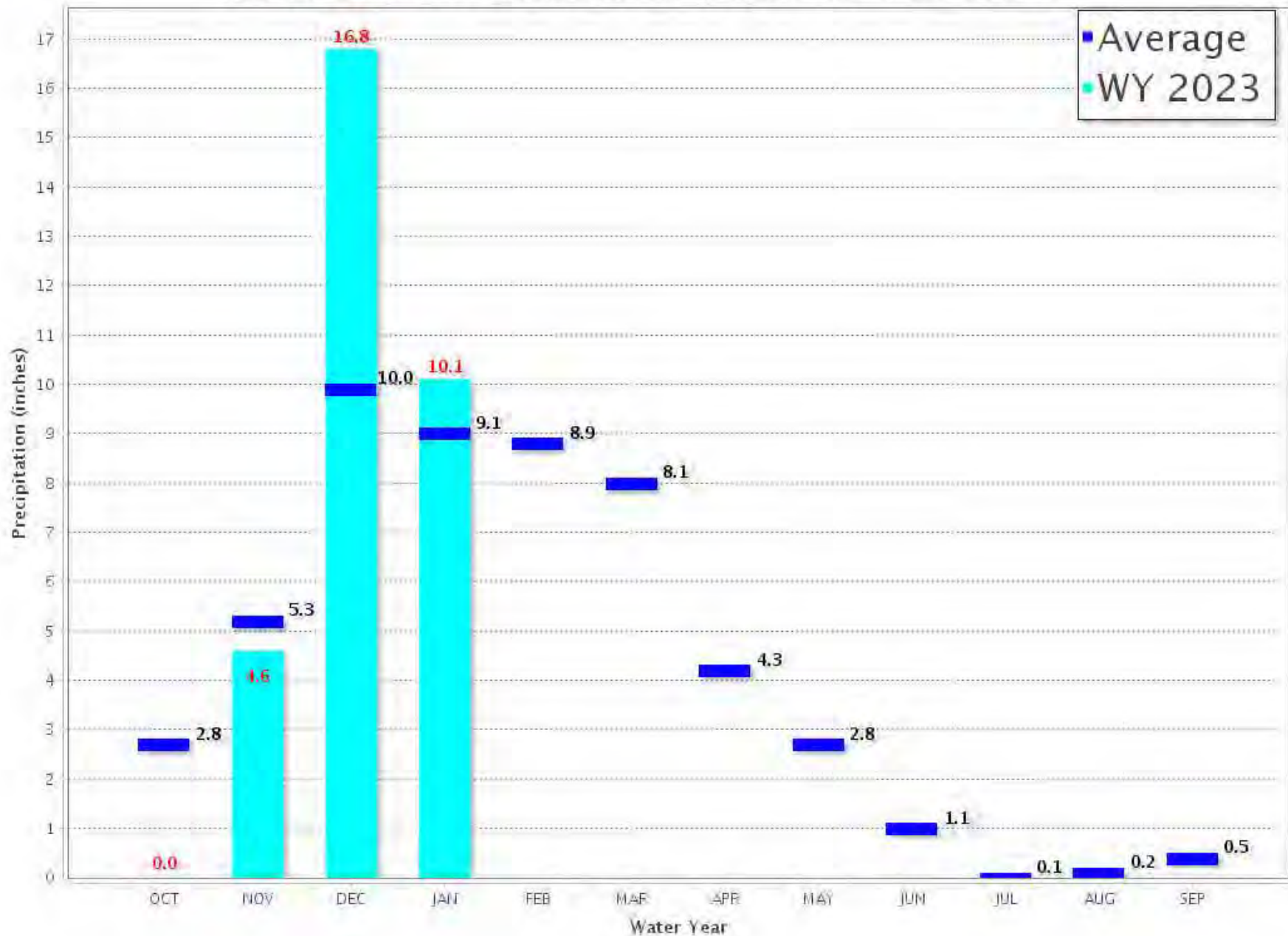


# Northern Sierra 8-Station

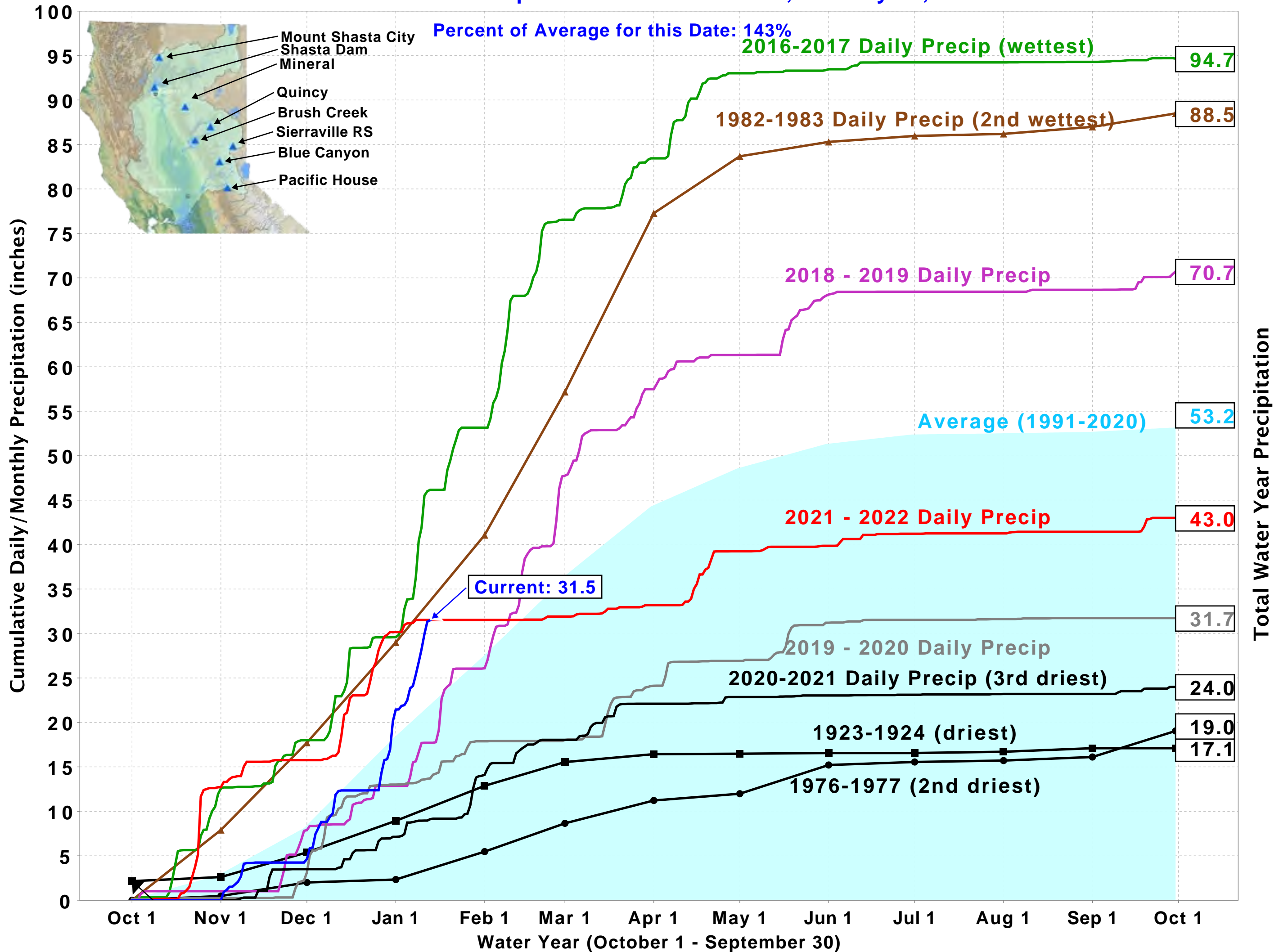
Precipitation Index for Water Year 2023 - Updated on January 13, 2023 08:35 AM

Note: Monthly totals may not add up to seasonal total because of rounding

Water Year Monthly totals are calculated based on Daily precipitation data from 12am to 12am PST



# Northern Sierra Precipitation: 8-Station Index, January 13, 2023





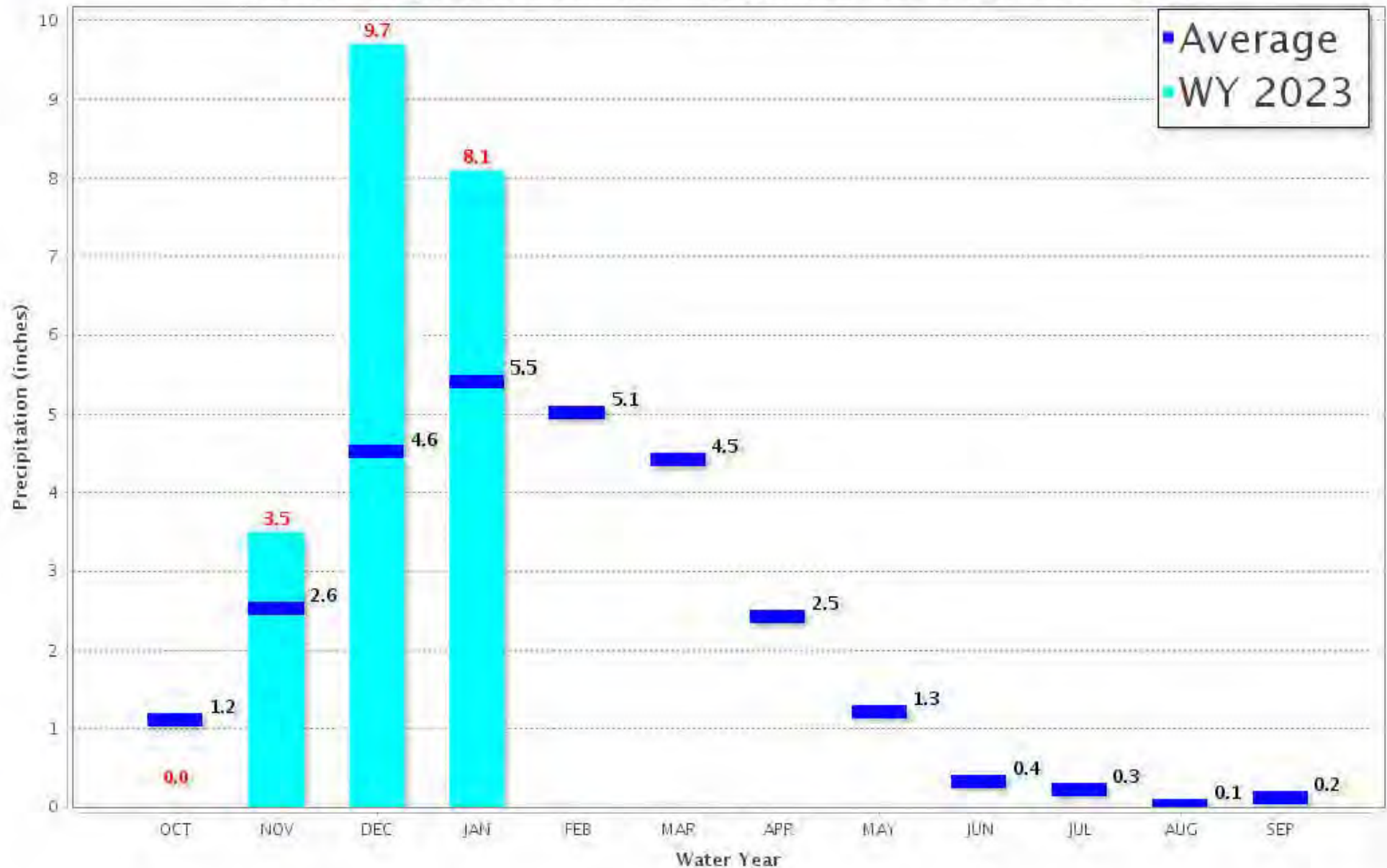


# Tulare Basin 6-Station

**Precipitation Index for Water Year 2023 – Updated on January 13, 2023 08:35 AM**

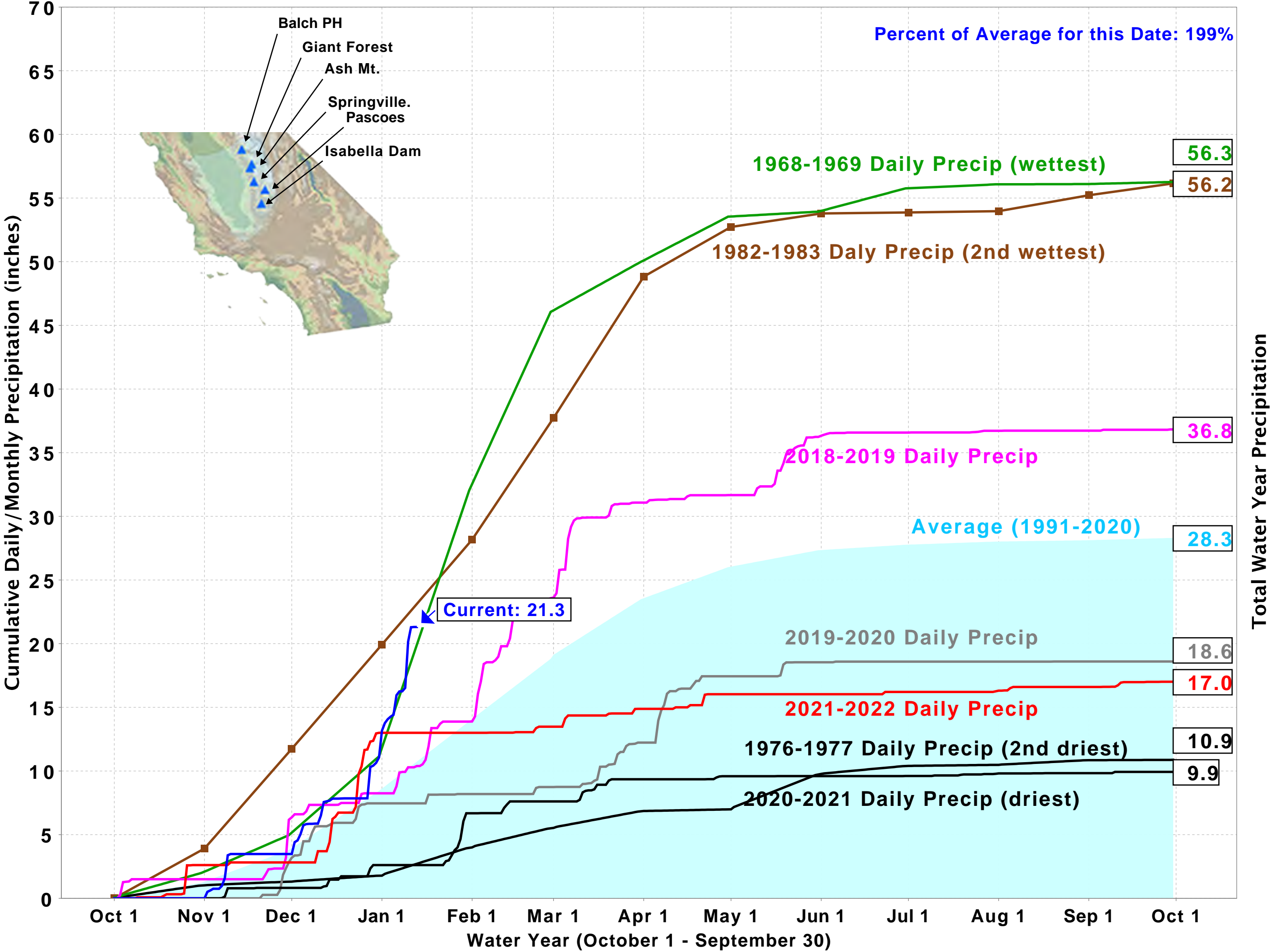
Note: Monthly totals may not add up to seasonal total because of rounding

Water Year Monthly totals are calculated based on Daily precipitation data from 12am to 12am PST

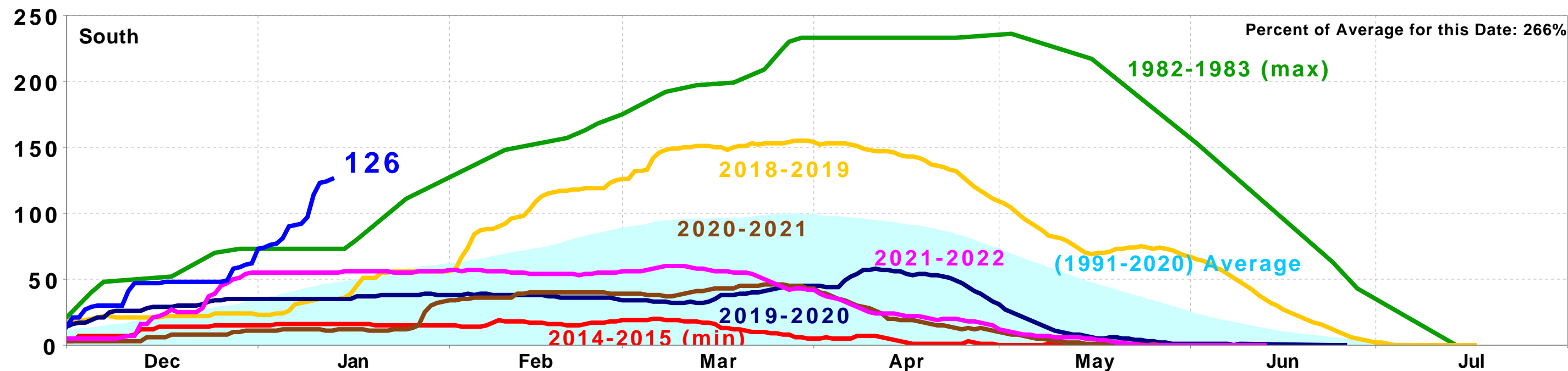
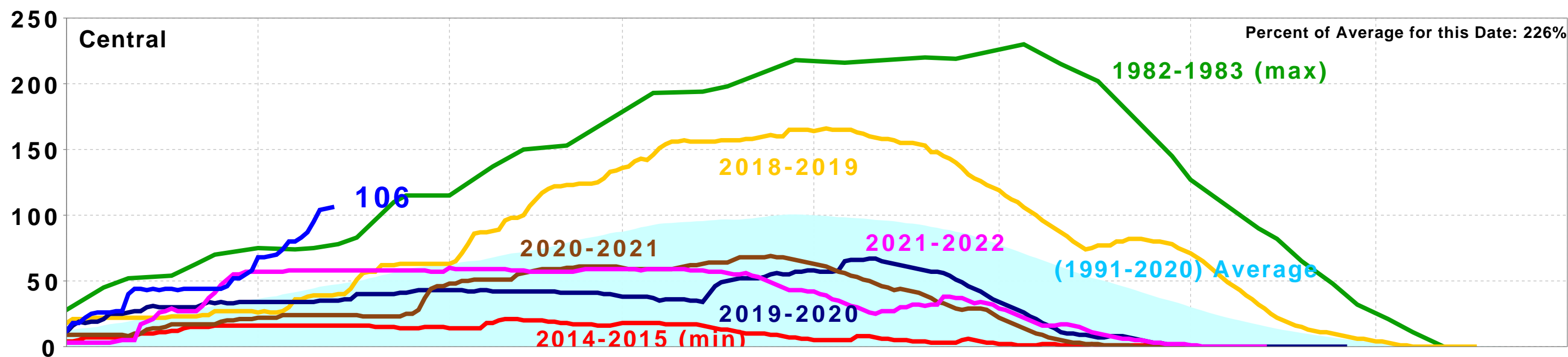
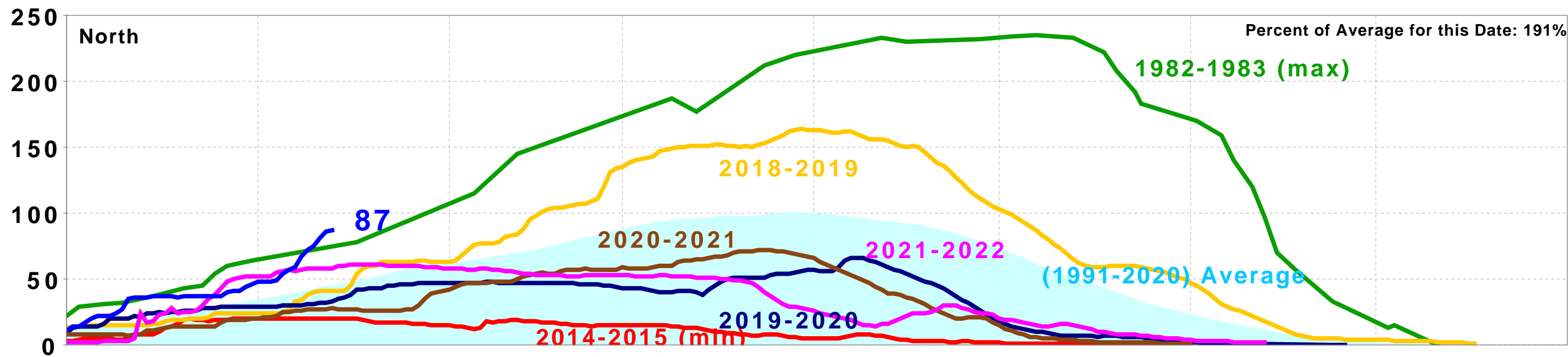




Tulare Basin Precipitation: 6-Station Index, January 13, 2023



# California Snow Water Content, January 13, 2023, Percent of April 1 Average



Statewide Percent of April 1: 104%

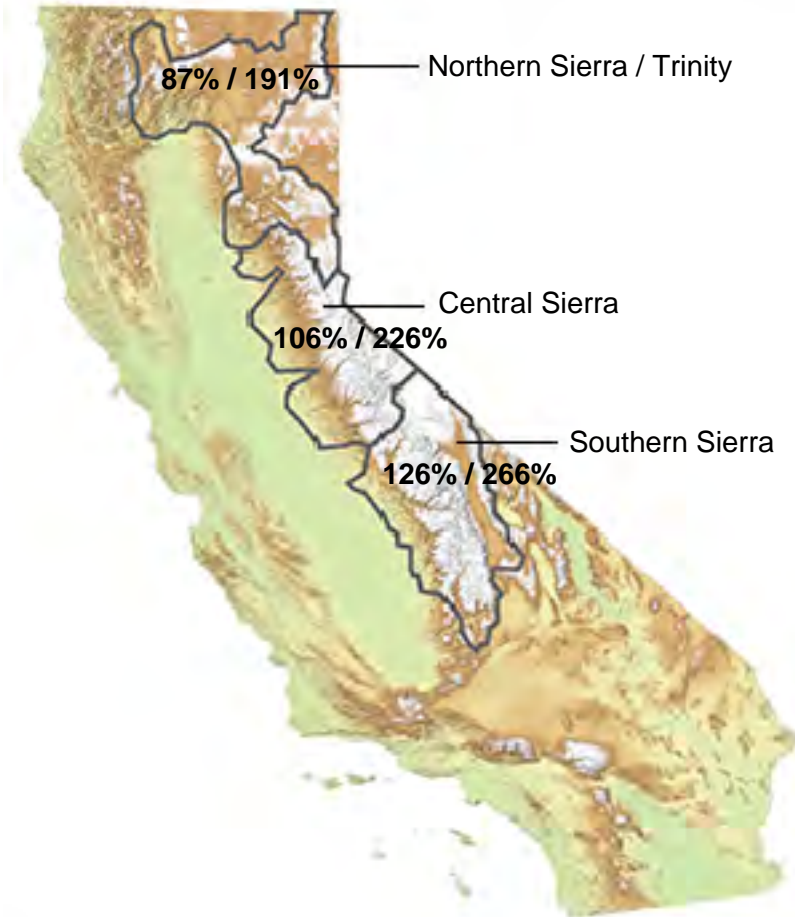
Statewide Percent of Average for Date: 224%



# STATEWIDE SNOW WATER CONTENT

## CURRENT REGIONAL SNOWPACK FROM AUTOMATED SNOW SENSORS

% of April 1 Average / % of Normal for This Date



### NORTH

Data as of January 13, 2023

Number of Stations Reporting	33
Average snow water equivalent (Inches)	24.6
Percent of April 1 Average (%)	87
Percent of normal for this date (%)	191

### CENTRAL

Data as of January 13, 2023

Number of Stations Reporting	53
Average snow water equivalent (Inches)	29.5
Percent of April 1 Average (%)	106
Percent of normal for this date (%)	226

### SOUTH

Data as of January 13, 2023

Number of Stations Reporting	28
Average snow water equivalent (Inches)	27.8
Percent of April 1 Average (%)	126
Percent of normal for this date (%)	266

### STATE

Data as of January 13, 2023

Number of Stations Reporting	114
Average snow water equivalent (Inches)	27.6
Percent of April 1 Average (%)	104
Percent of normal for this date (%)	224

**Statewide Average: 104% / 224%**

Data as of January 13, 2023

# U.S. Drought Monitor California

January 10, 2023

(Released Thursday, Jan. 12, 2023)

Valid 7 a.m. EST

Drought Conditions (Percent Area)

	None	D0-D4	D1-D4	D2-D4	D3-D4	D4
<b>Current</b>	0.00	100.00	95.38	46.00	0.32	0.00
<b>Last Week</b> <i>01-03-2023</i>	0.00	100.00	97.93	71.14	27.10	0.00
<b>3 Months Ago</b> <i>10-11-2022</i>	0.00	100.00	99.77	93.99	40.91	16.57
<b>Start of Calendar Year</b> <i>01-03-2023</i>	0.00	100.00	97.93	71.14	27.10	0.00
<b>Start of Water Year</b> <i>09-27-2022</i>	0.00	100.00	99.76	94.01	40.91	16.57
<b>One Year Ago</b> <i>01-11-2022</i>	0.00	100.00	99.25	66.39	1.39	0.00

## Intensity:

 None	 D2 Severe Drought
 D0 Abnormally Dry	 D3 Extreme Drought
 D1 Moderate Drought	 D4 Exceptional Drought

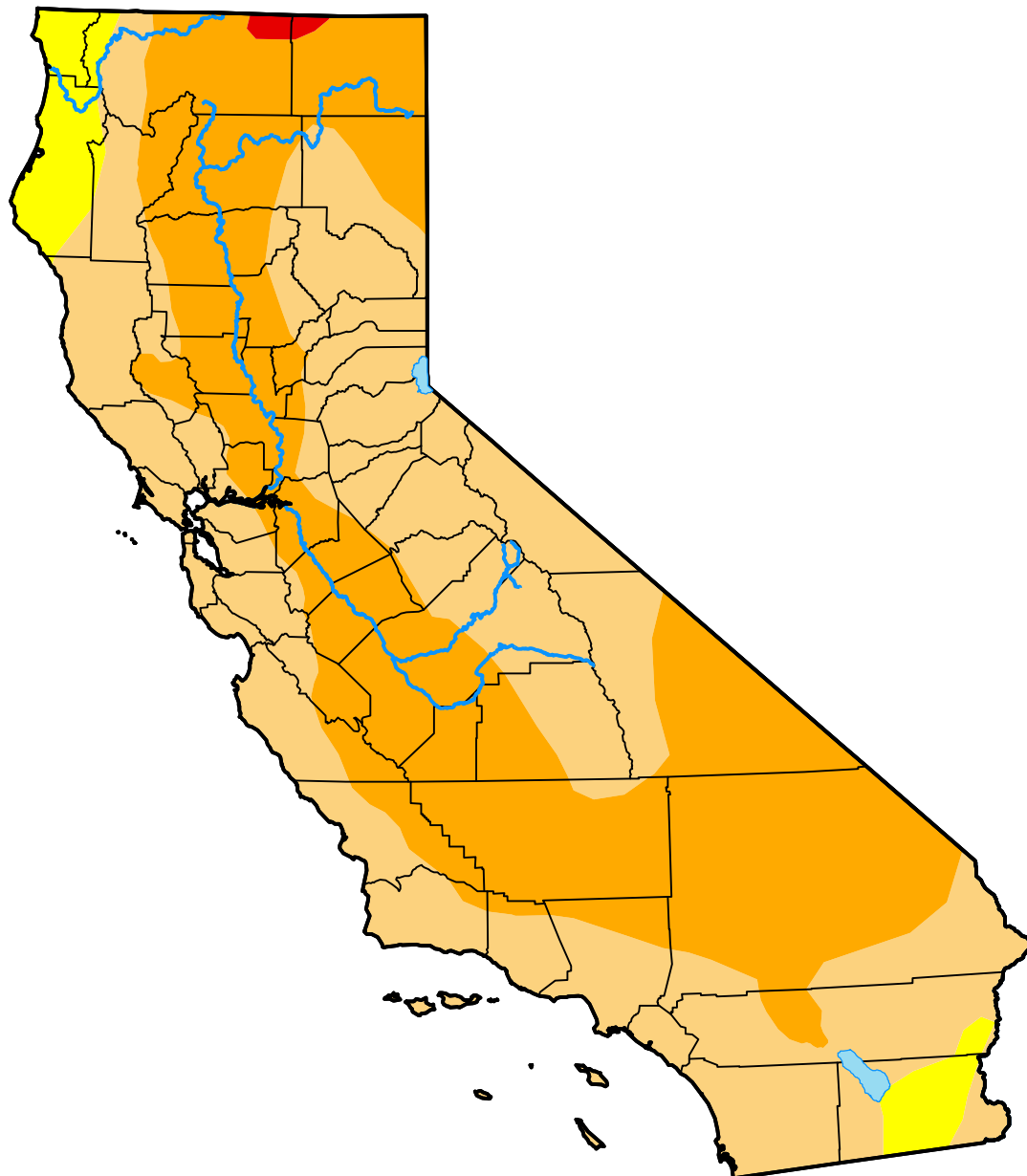
The Drought Monitor focuses on broad-scale conditions. Local conditions may vary. For more information on the Drought Monitor, go to <https://droughtmonitor.unl.edu/About.aspx>

## Author:

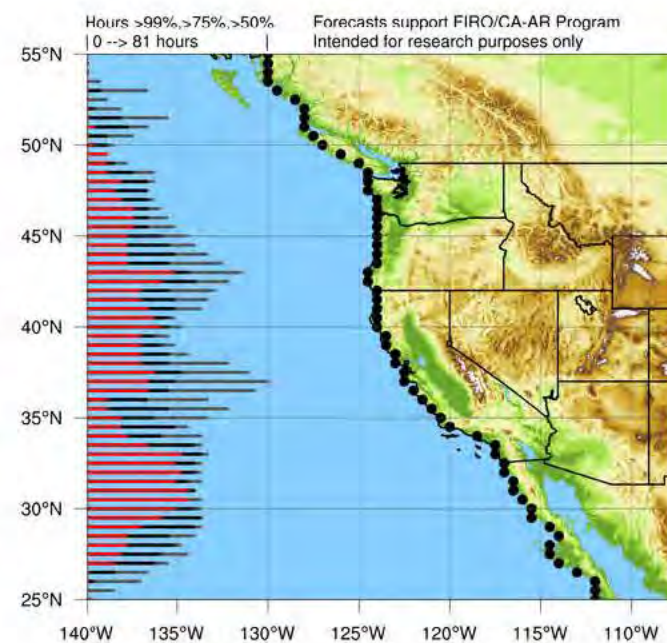
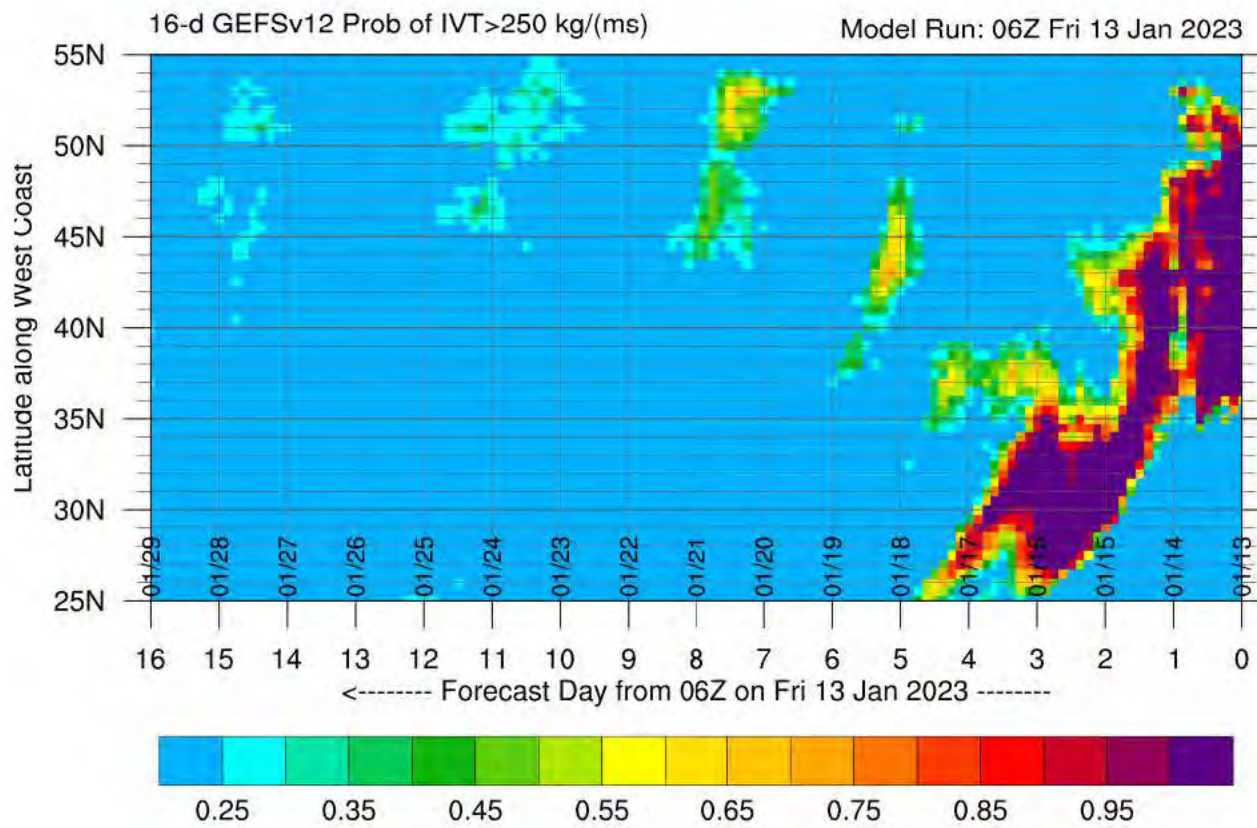
Richard Tinker  
CPC/NOAA/NWS/NCEP

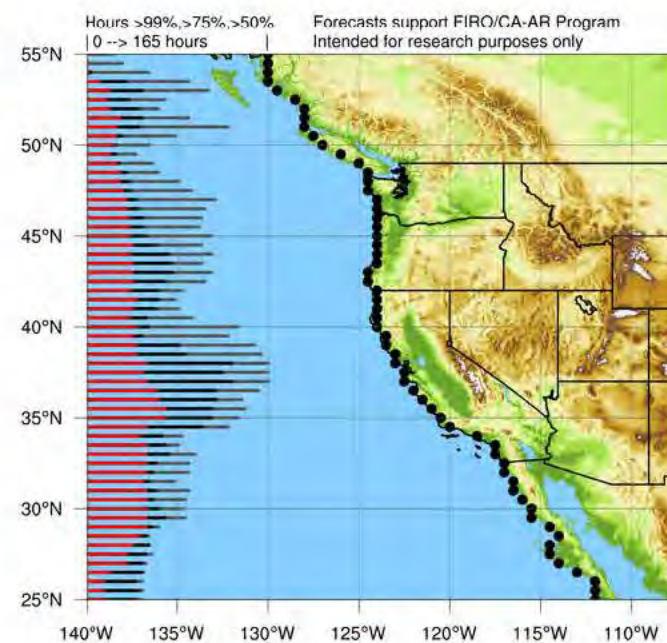
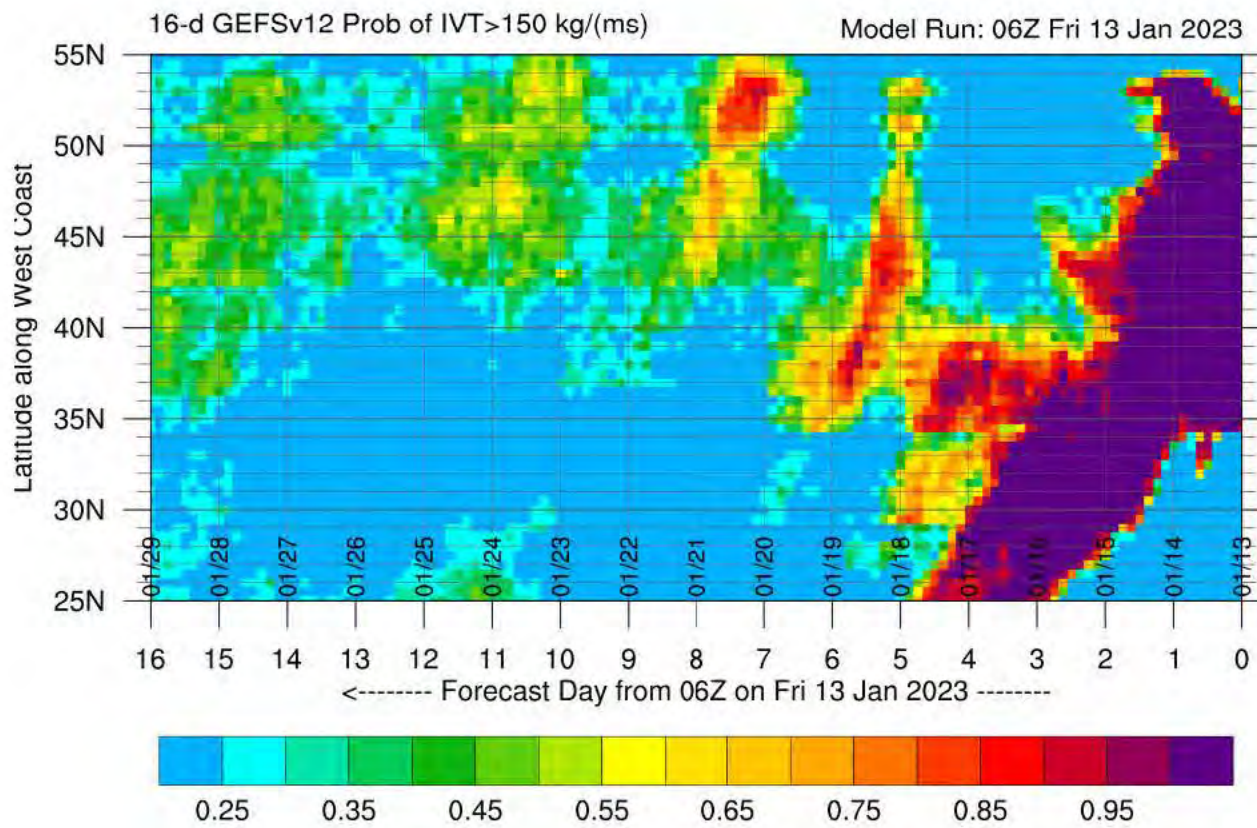


[droughtmonitor.unl.edu](https://droughtmonitor.unl.edu)











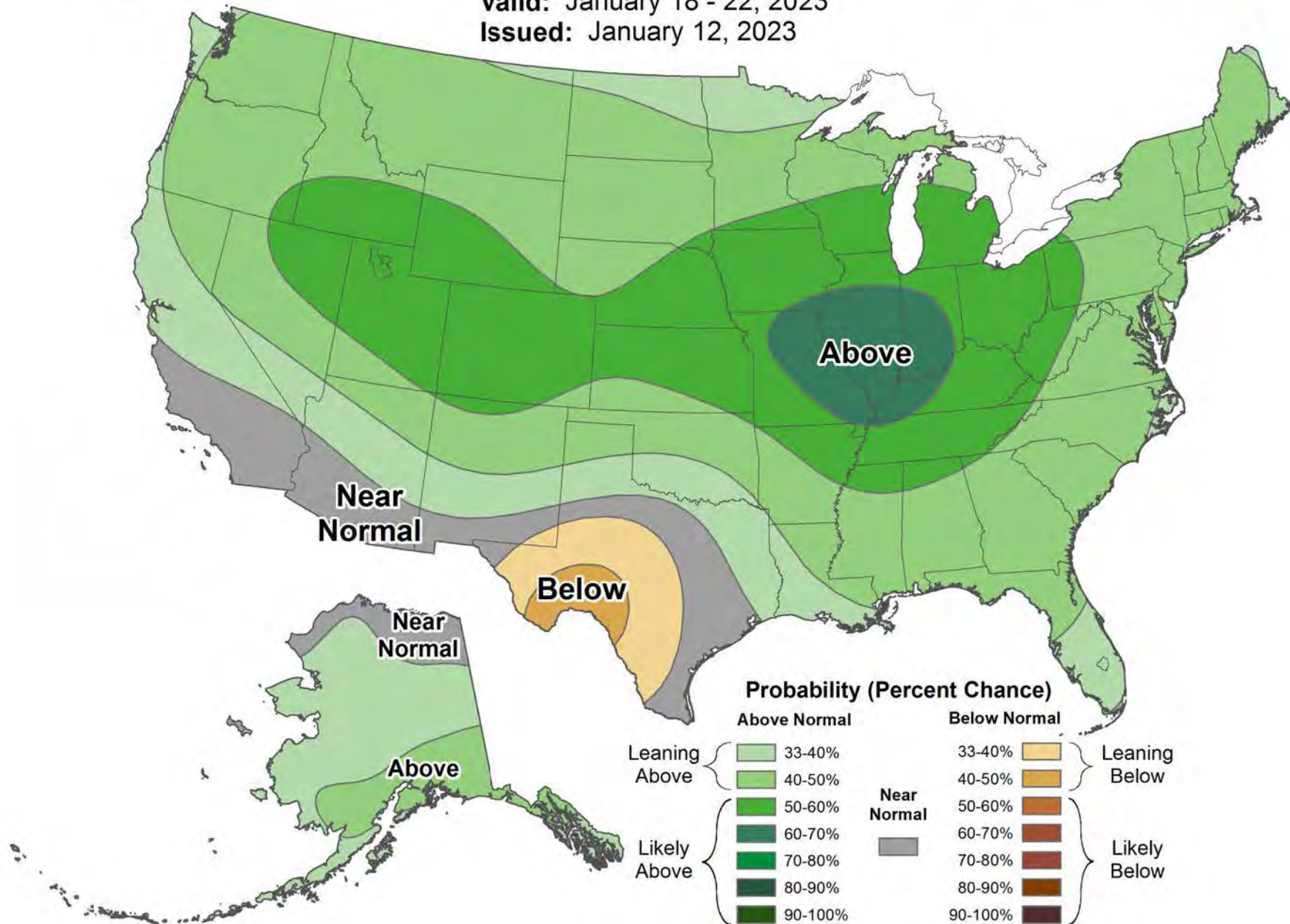


# 6-10 Day Precipitation Outlook



Valid: January 18 - 22, 2023

Issued: January 12, 2023



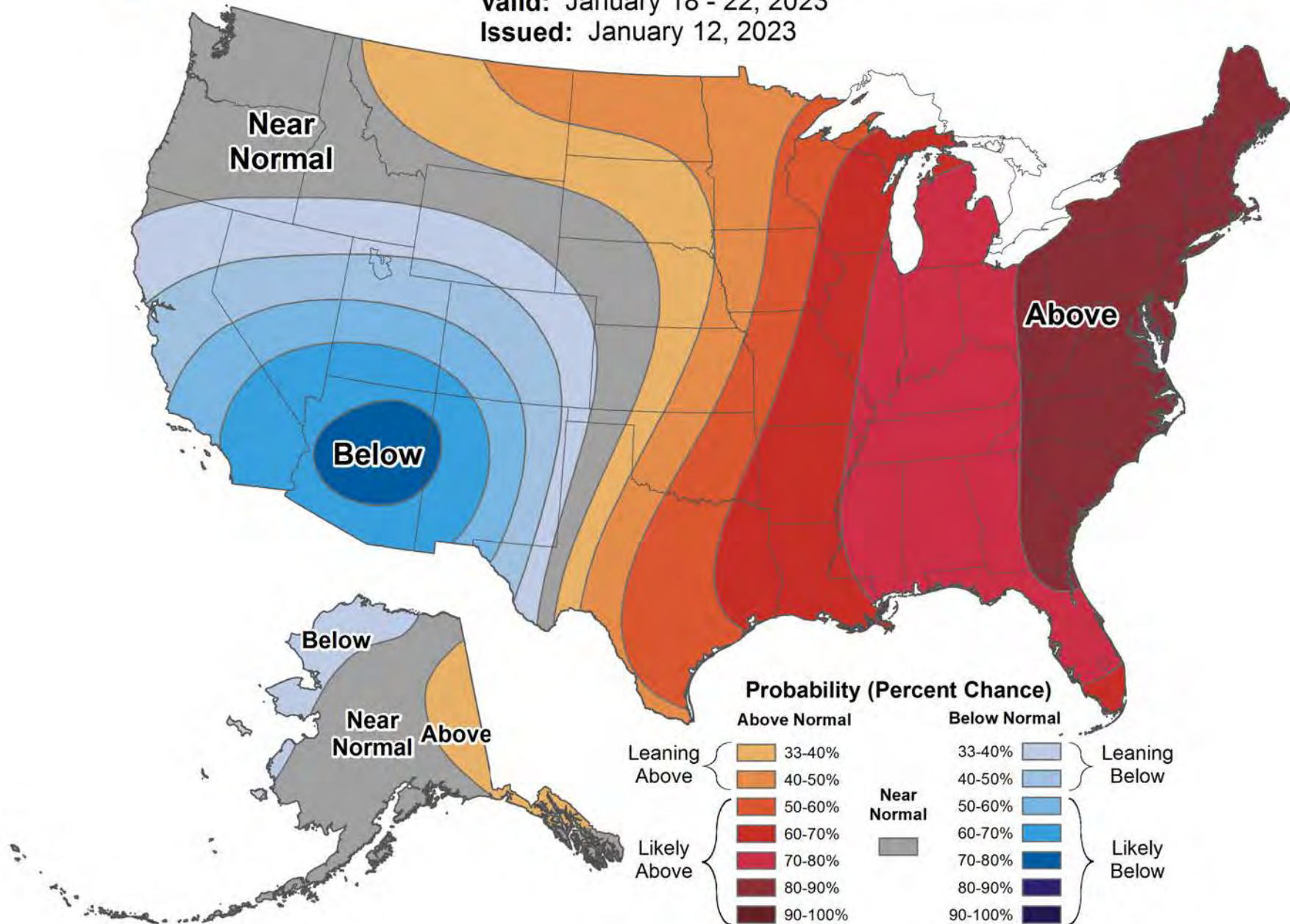


# 6-10 Day Temperature Outlook



Valid: January 18 - 22, 2023

Issued: January 12, 2023





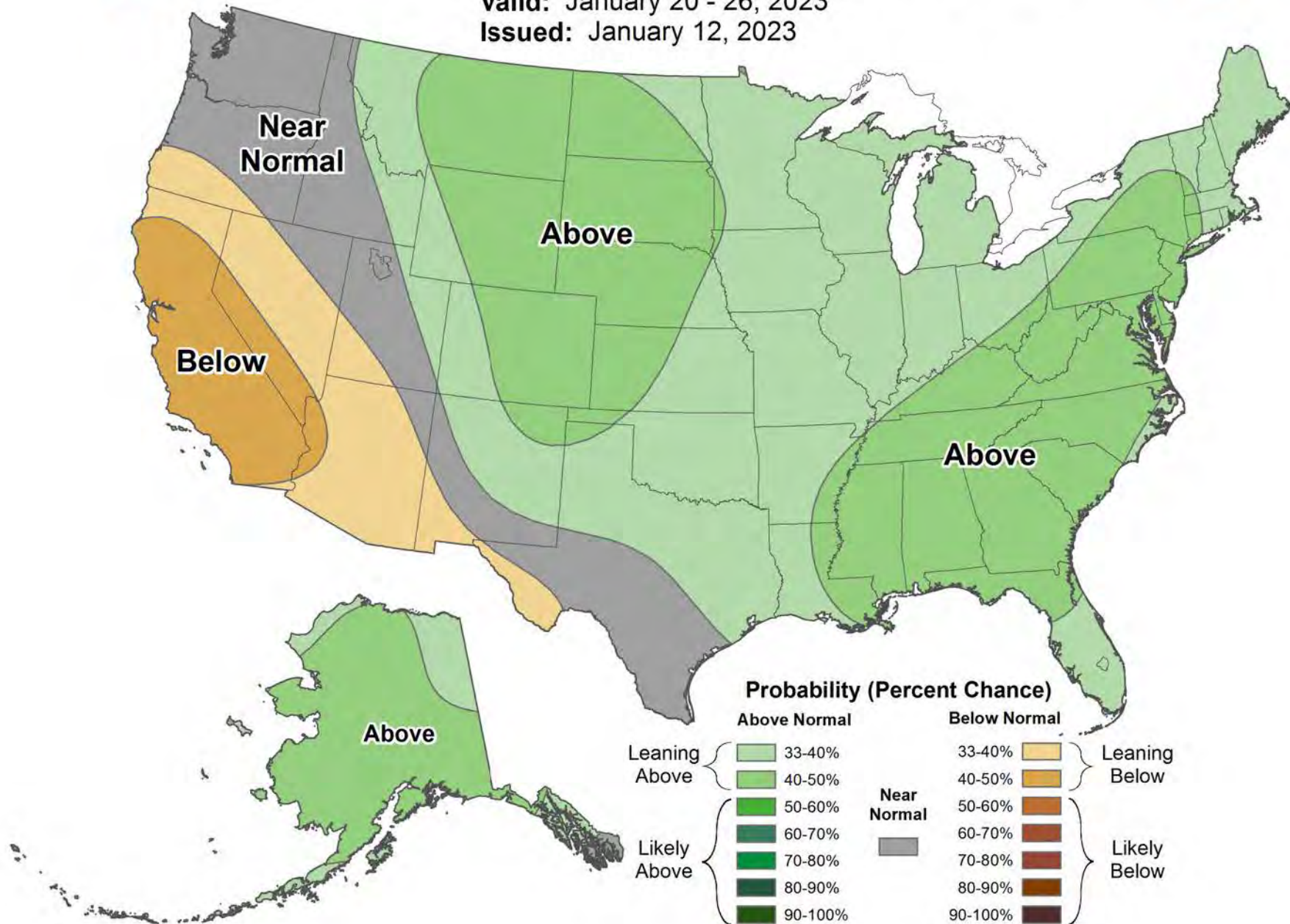


# 8-14 Day Precipitation Outlook



Valid: January 20 - 26, 2023

Issued: January 12, 2023



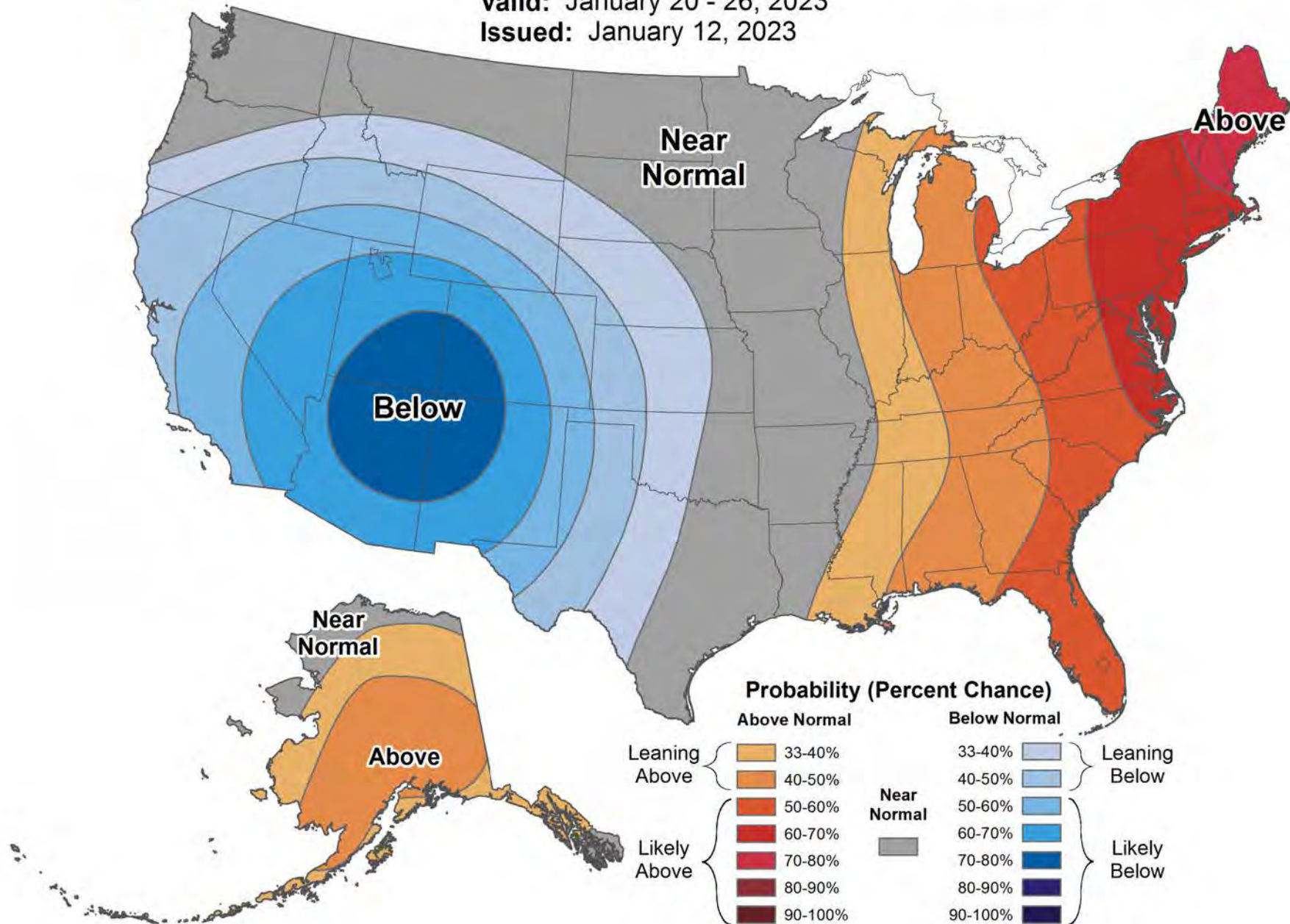


# 8-14 Day Temperature Outlook



Valid: January 20 - 26, 2023

Issued: January 12, 2023





# KERN RIVER WATERMASTER

[mark@kernriverwm.org](mailto:mark@kernriverwm.org)

661-333-6981

January 11, 2023

To: Kern River Interests

From: L. Mark Mulkay  
Kern River Watermaster

RE: Report of Recent Activities

This is the January 11, 2023, Kern River Watermaster Report. Welcome back from the Christmas and New Year Holidays.

**Isabella Dam Safety Modification Project** – The COE December 2022 Situation Report is attached for your review and information. There have been no significant updates since the December 2022 Report.

The Kern River Group met with the COE on December 14, 2022 and received an update on the Project and Reservoir conditions. The next meeting with the COE is on the morning of January 19 to receive updates on construction and reservoir status. I hope to receive a draft of Initial Fill Plan during this meeting. I anticipate the COE will want to start having weekly calls with the Group.

**Runoff and Operations** – December and early January have been well above average and there are at least three (3) more precipitation events in the forecast by the end of January. Isabella Reservoir storage has climbed to approximately 86,000 af and the inflow has had multiple spikes. Attached is the January 11, 2023, Tulare Basin Precipitation 6-Station Index for water year 2023. The Index has climbed to 21.3 inches of precipitation and 205% percent of average for this date compared to the water year. Also attached is the January 11<sup>th</sup> Tulare Basin 6-Station Precipitation Index for water year 2023 showing well above precipitation for November, December, and January. The California Snow Water Content (copy attached) shows the southern Sierra at 123% of the April 1<sup>st</sup> average. For your information, I included copies of the flow graphs of the North Fork of the Kern River at Kernville (peak at midnight January 9 of 17,780 cfs) and South Fork of the Kern River near Onyx (peak of 2860 cfs on January 10). The COE B120 Forecast will begin in February 2023.

**Public Outreach** –I have had several calls and emails from individuals and news outlets regarding the above average precipitation, reservoir outflows, and possible flooding.

**California Cooperative Snow Surveys** – No data to report at this time.

**Aerial Snow Observatory** – The ASO is holding weekly meetings to discuss the schedule of flights, collection of data, and reporting. Due to the wet January hydrology, the ASO is falling behind on their scheduled flights. The hope is that there will be a few sunny days between storms to allow flights. The flights for the Kern basin are scheduled near the first of February, March, and April.

## Attachments:

- COE Isabella Situation Report, January 2023
- Tulare Basin Precipitation: 6-Station Index, January 11, 2023
- Tulare Basin 6-Station Index (bar chart), January 11, 2023
- California Snow Water Content Percent of April 1<sup>st</sup>, January 11, 2023
- Kern River Flow at Kernville, January 11, 2023
- Kern River Flow near Onyx, January 11, 2023



# ISABELLA LAKE, CA CONSTRUCTION

**U.S. ARMY CORPS OF ENGINEERS**

**BUILDING STRONG.**

## Location & Description

Isabella Lake Dam (consisting of a Main Dam, Auxiliary Dam and service spillway) is located about 40 miles northeast of Bakersfield in Kern County, California, and became fully operational in 1953. The Main Dam is located near the confluence of the north and south forks of the Kern River and the Auxiliary Dam is located about half a mile east of the Main Dam. The Main Dam is a 185-foot-high earth-fill dam, and the Auxiliary Dam is a 100-foot-high earth-fill dam. The service spillway is located between the two dams. The reservoir (Isabella Lake) has a gross storage capacity of 568,075 acre feet.

**January 2023**



Photo shows aerial visual overlooking HWY 155 and the Main Dam in Dec. 2022

## Advisory

- USACE is following the latest CDC guidelines to ensure the safety of our employees and our partners, and to take necessary precautions to prevent the spread of COVID-19.
- The Phase II Dams and Spillways contractor continues construction activities. As a result, the site including Engineers Point is an active construction area and is off limits to the public.
- Corps policy prohibits public operation of unmanned aircraft systems, such as drones, on or above federal lands and waters managed by USACE. The policy is intended to ensure critical infrastructure security and public safety.

## Looking Ahead (Next 30+ days)

- The flood season is November 1, 2022, through April 1, 2023.
- On October 25, 2022, the Contractor placed the final wall section of the Labyrinth Weir and this marks the substantial completion of the Phase II project dam safety risk reduction measures.
- There will be ongoing construction efforts into spring/summer 2023; these will not affect the functionality of the project and includes road work, utilities, emergency spillway concrete apron, site restoration, disposal of waste materials, final clean-up of local rock surfaces, and demobilization.
- In support of the USFS Visitor Center project, USACE Sacramento District completed the property acquisition of the former Bank of America property on 16 December 2022. The kickoff design charrette was held 6-8 December 2022 and we will continue working closely with the U.S. Forest Service on the design process.

## Current Lake Status (as of January 3, 2023)

The current pool resides at 56,307 acre-feet (elevation 2,536 feet-IPD), which is 16% of restricted pool and 33% of flood conservation pool.

As part of our interim risk reduction measures, Isabella Lake is restricted to 361,250 acre-feet (elevation 2,585.5 feet-IPD) outside of flood season. During flood season (~November-April), flood conservation pool is restricted to 170,000 acre-feet (elevation 2,560.4 feet-IPD). Current lake status can be viewed at <https://www.spk-wc.usace.army.mil/fcgi-bin/hourly.py?report=isb>

Completion Milestones	
Pre-Construction Engineering and Design	Complete
Construction of USFS Fire Station and Admin Facilities	Complete
Dams and Spillways Construction	2023
Permanent Operations Facilities	2024
U.S. Forest Service Visitor's Information Center	2025

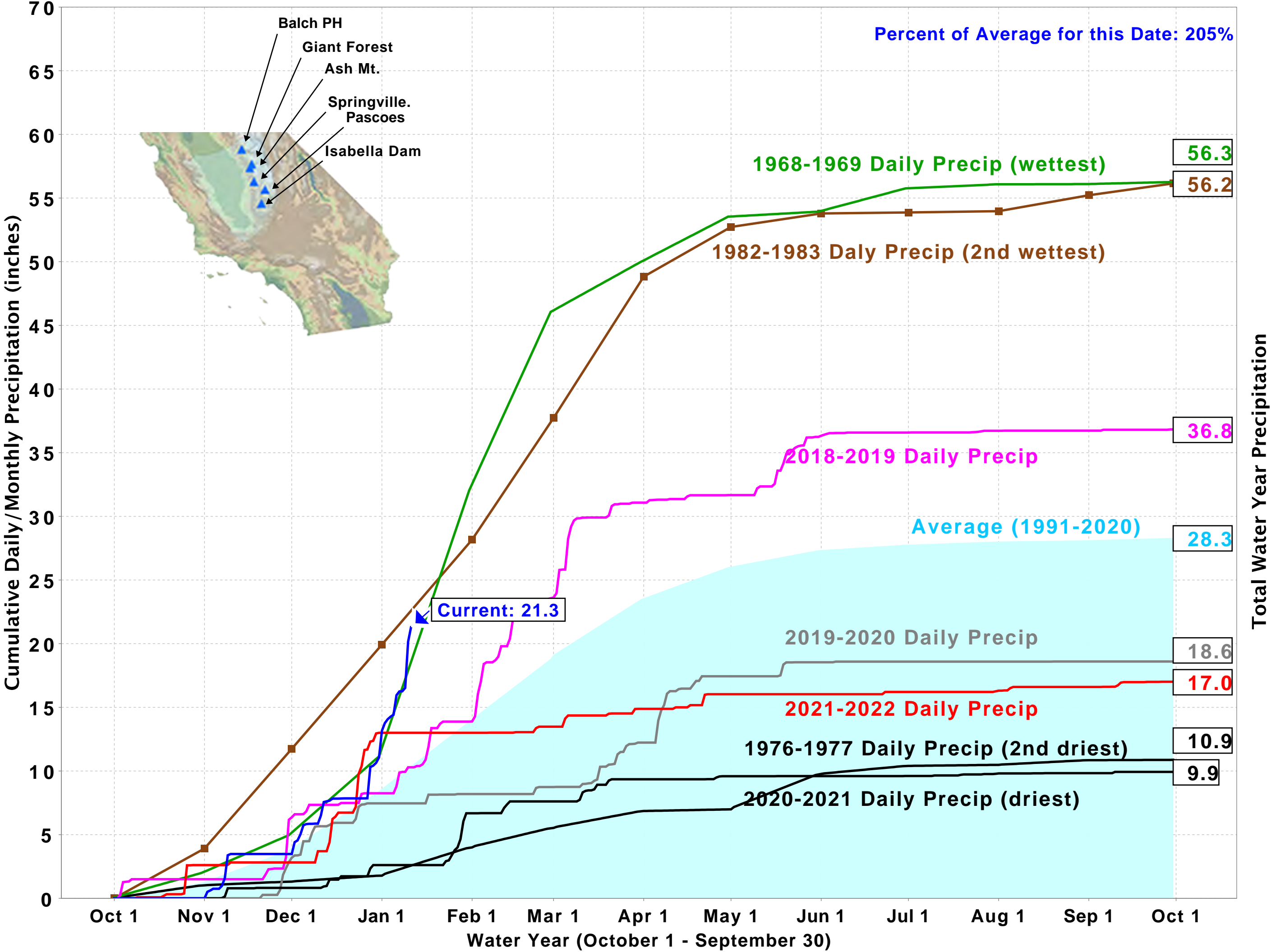
U.S. ARMY CORPS OF ENGINEERS, SACRAMENTO DISTRICT, 1325 J ST., SACRAMENTO, CA 95814

[www.spk.usace.army.mil/Missions/CivilWorks/IsabellaDam.aspx](https://www.spk.usace.army.mil/Missions/CivilWorks/IsabellaDam.aspx)

916-557-5100

[Isabella@usace.army.mil](mailto:Isabella@usace.army.mil)

Tulare Basin Precipitation: 6-Station Index, January 11, 2023



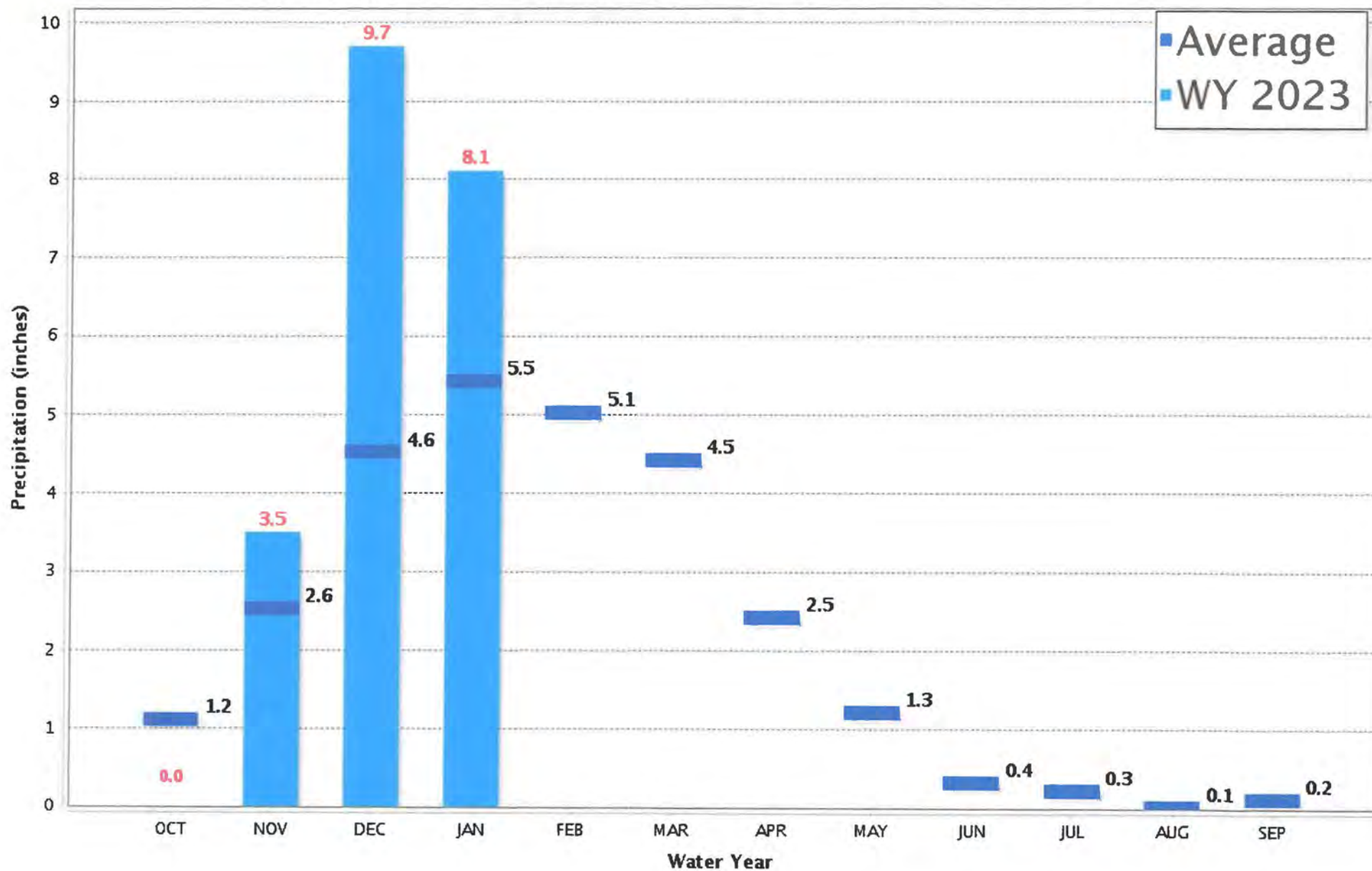


# Tulare Basin 6-Station

Precipitation Index for Water Year 2023 - Updated on January 11, 2023 09:36 AM

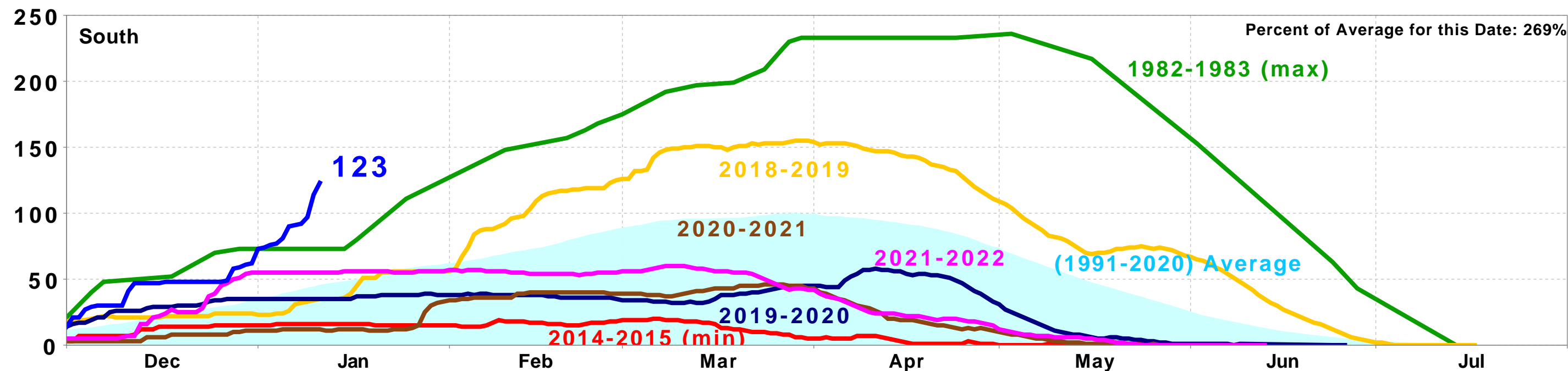
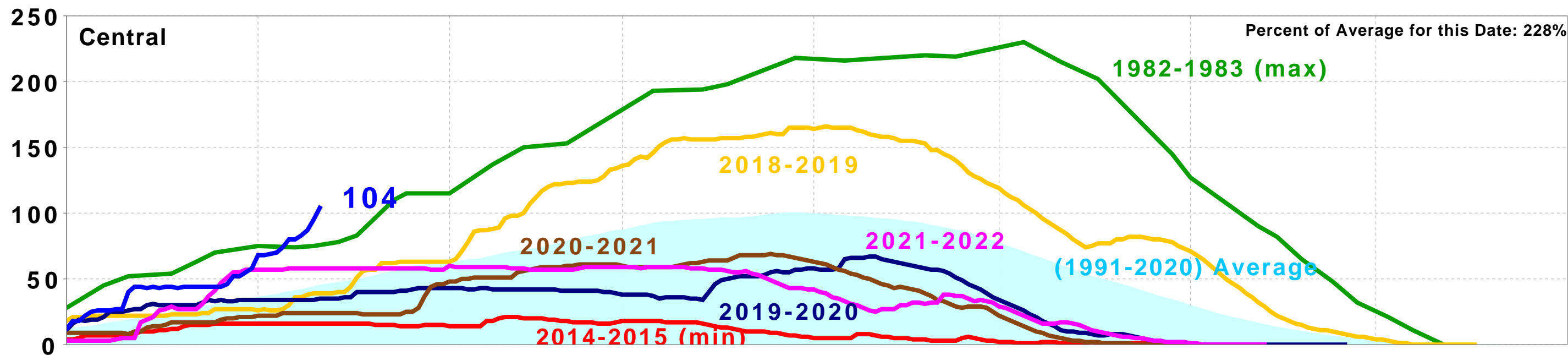
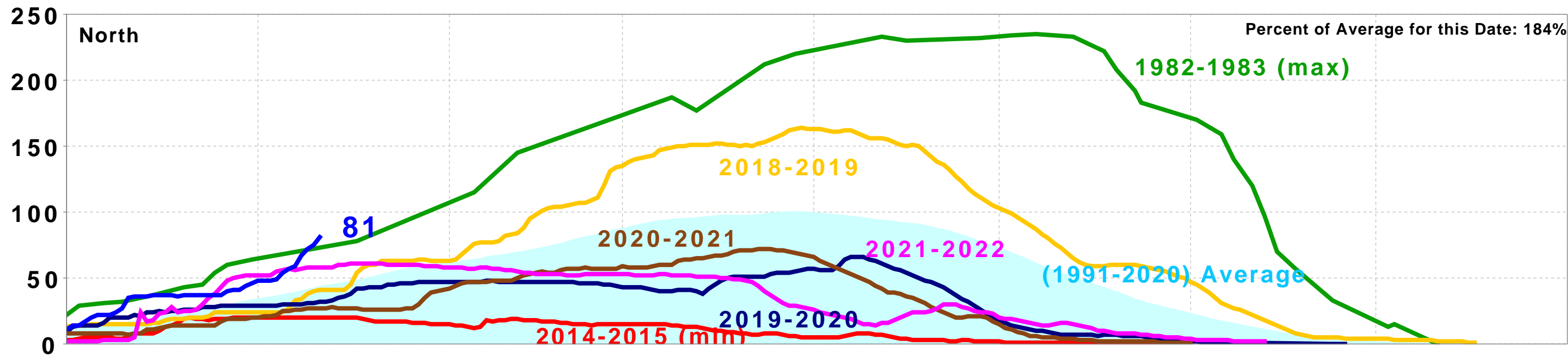
Note: Monthly totals may not add up to seasonal total because of rounding

Water Year Monthly totals are calculated based on Daily precipitation data from 12am to 12am PST





# California Snow Water Content, January 11, 2023, Percent of April 1 Average

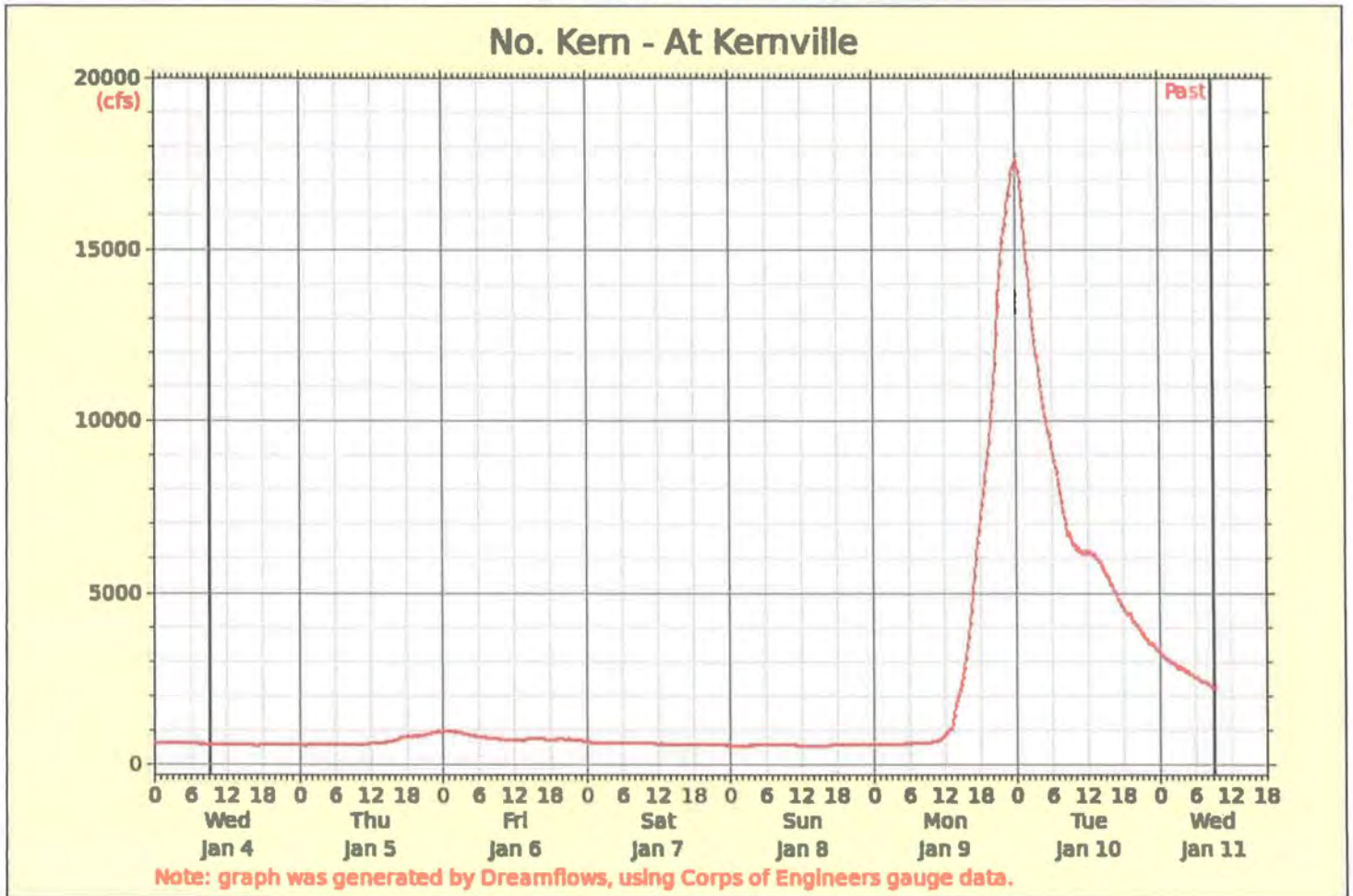


Statewide Percent of April 1: 102%

Statewide Percent of Average for Date: 226%

## No. Kern - At Kernville ?

Show: [7 days](#) [30 days](#) [5 years](#) [Averages](#) [Panel](#)



[Realtime Flows](#)

[Daily Flows](#)

[Dreamflows Home](#)



# SF KERN R NR ONYX CA



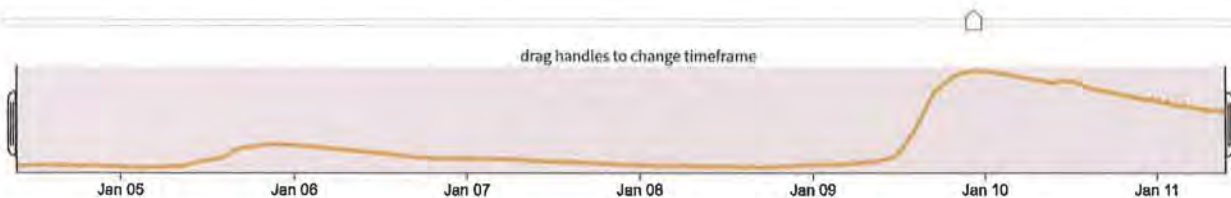
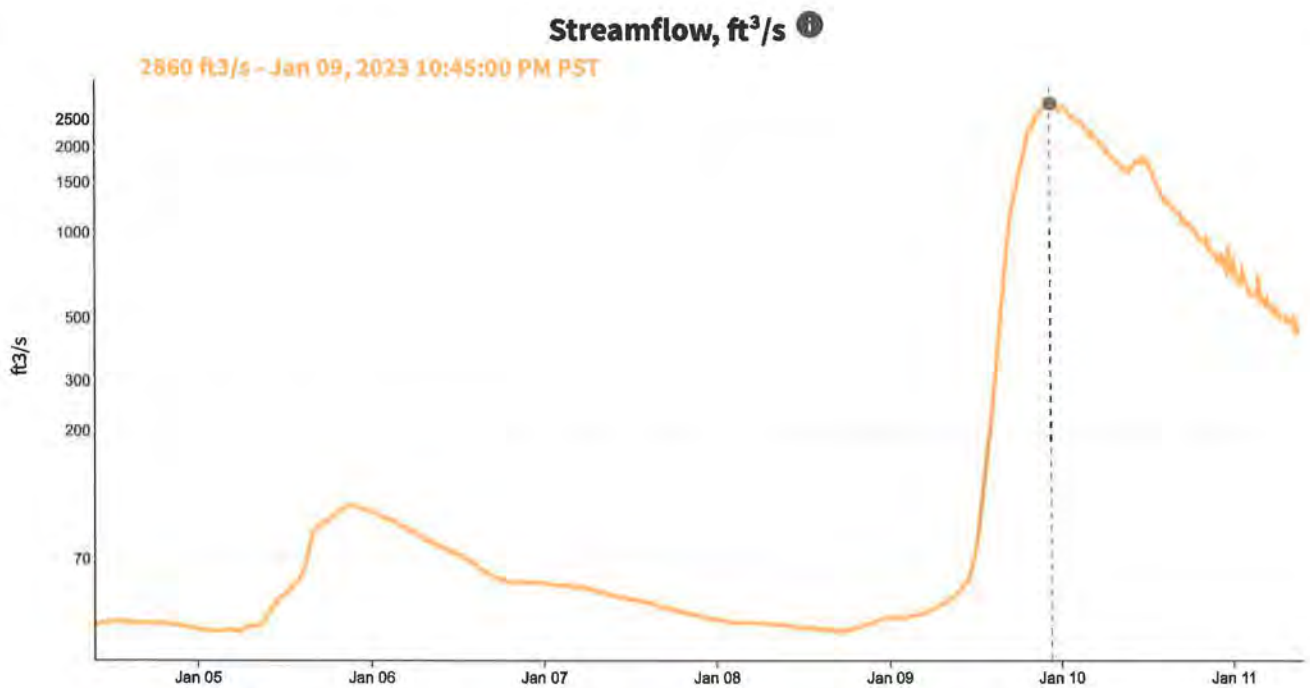
IMPORTANT [Legacy real-time page](#) 

Monitoring location 11189500 is associated with a STREAM in KERN COUNTY, CALIFORNIA. Current conditions of DISCHARGE and GAGE HEIGHT are available. Water data back to 1911 are available online.

☒ 7 days ☐ 30 days ☐ 1 year

Change time span

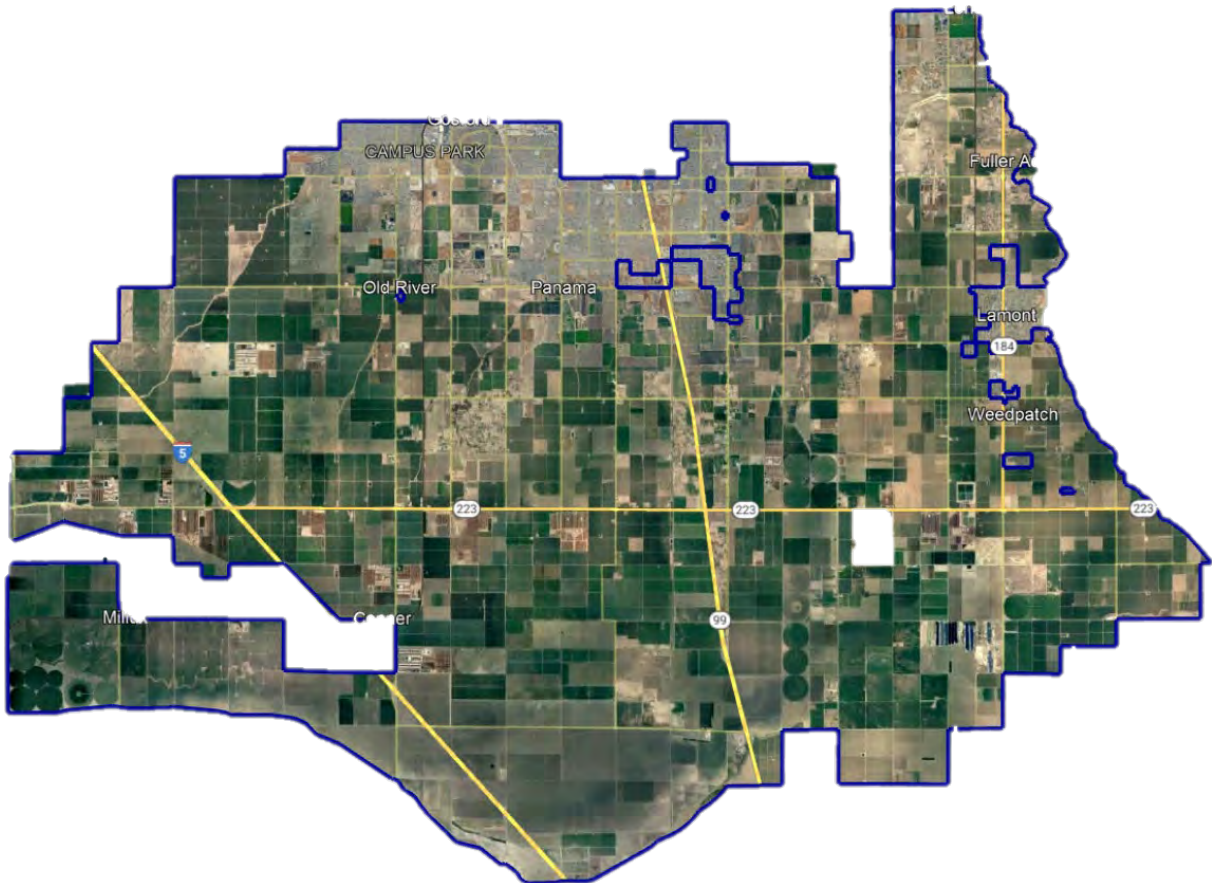
Retrieve data



Current:  Provisional

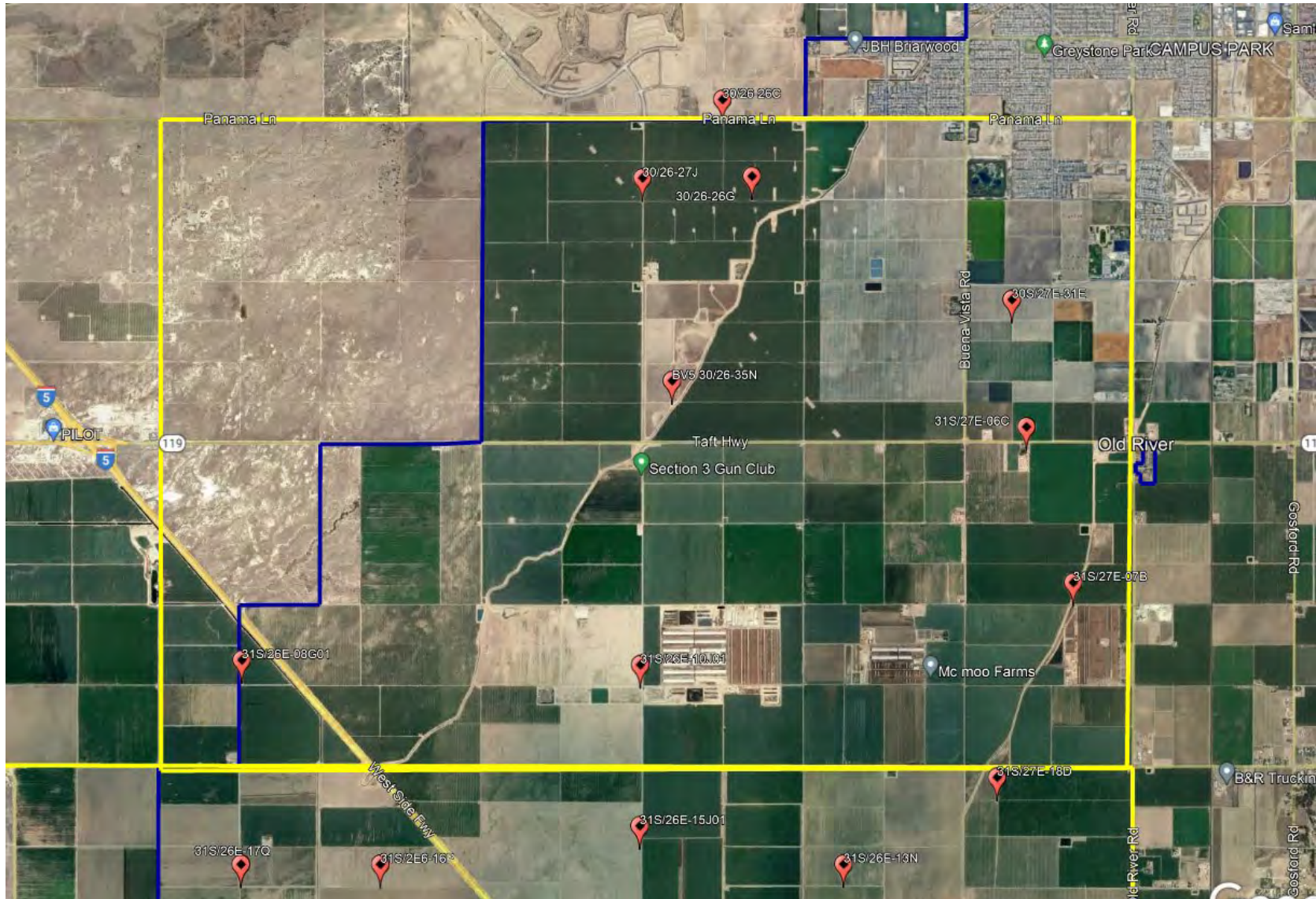


## Monthly Groundwater Report



**JANUARY 2023**





		JAN 2019	JAN 2020	JAN 2021	JAN 2022	JAN 2023	FEB 2023	MAR 2023	APR 2023	MAY 2023	JUN 2023	JUL 2023	AUG 2023	SEP 2023	OCT 2023	NOV 2023	DEC 2023	HIGH	LOW	AVERAGE
Northwest Quadrant	30/26-26C	R	204	G	G	207												207	204	206
	30/26-26G	R	199	G	G	G												199	199	199
	30/26-27J	R	210	G	G	218												218	210	214
	30/26-35N	184	171	169	185	217												217	169	185
	30/27-31E	202	219	201	224	228												228	201	215
	31/26-08G	NR	204	205	200	NR												205	200	203
	31/26-10J	202	NR	203	205	216												216	202	207
	31/27-06C	208	215	203	215	228												228	203	214
	31/27-07B	R	200	NR	235	207												235	200	214
	AVERAGE	199	203	196	211	217												217	196	205
	Northwest District Maximum Depth to Water																	235		
	Northwest District Minimum Depth to Water																	169		
	Northwest District Average Depth to Water																	206		

G = gated well, unable to access

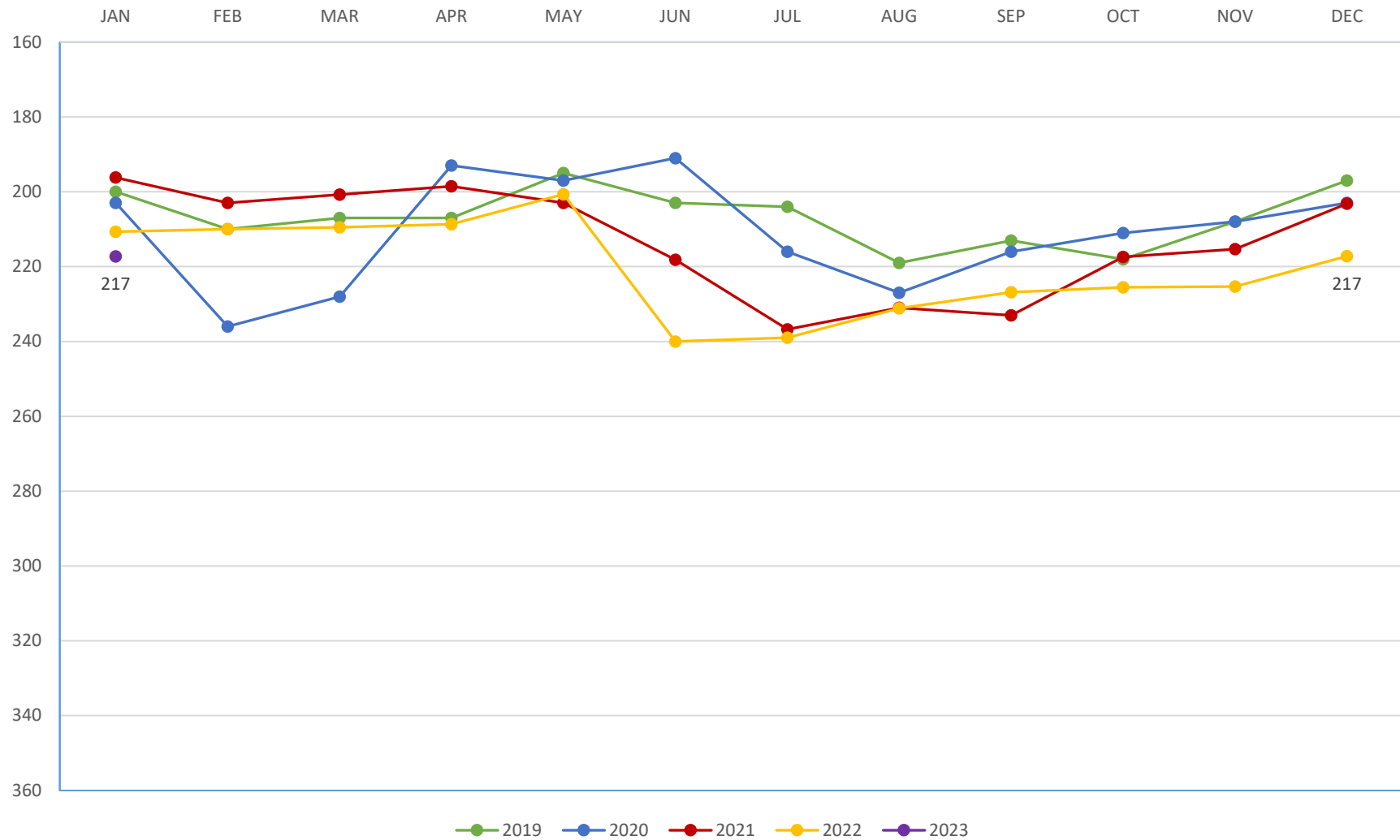
R = running well, no measurement taken

NR = temporary 'no reading', no measurement taken

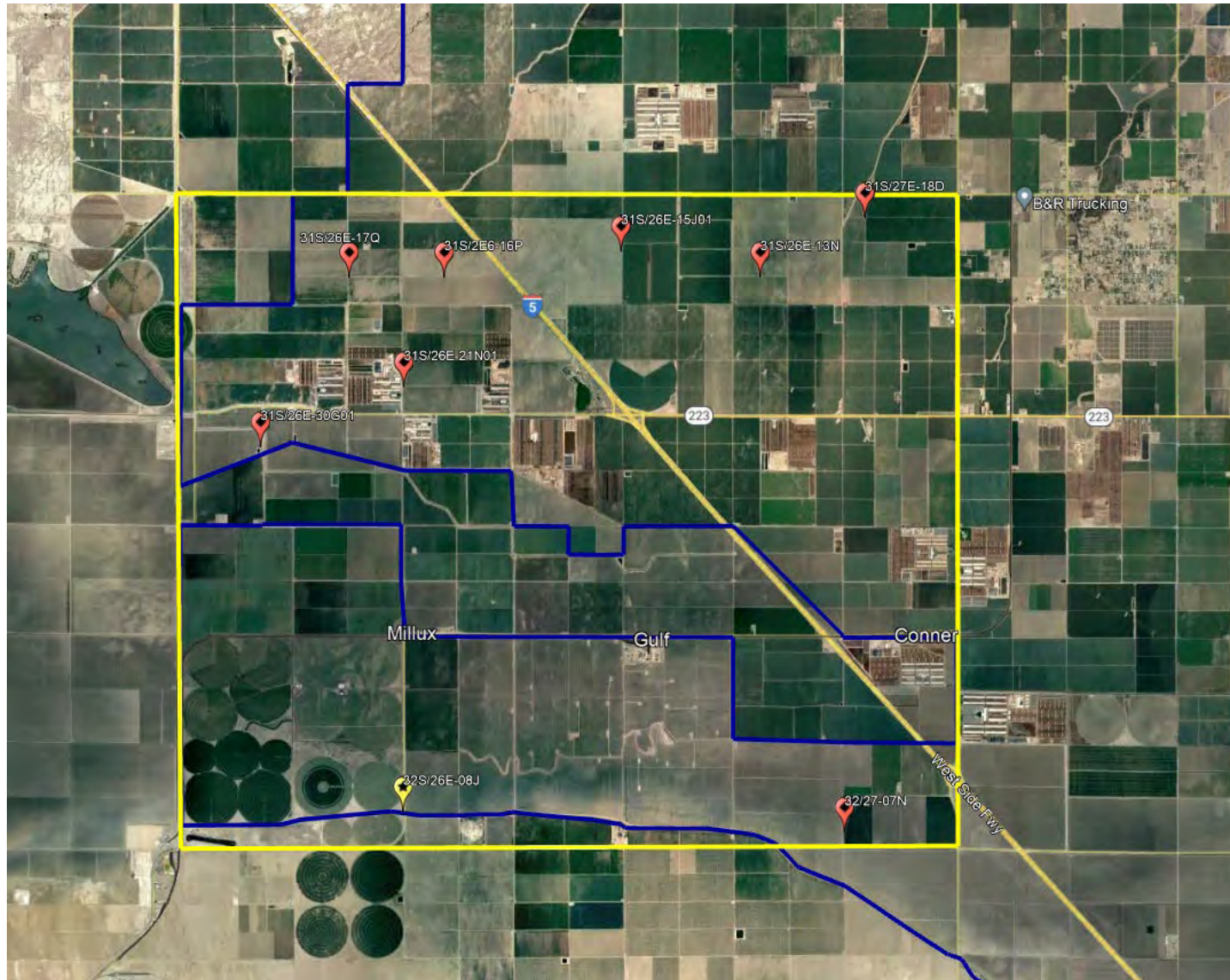
yellow shading = inactive well

2023

NORTHWEST







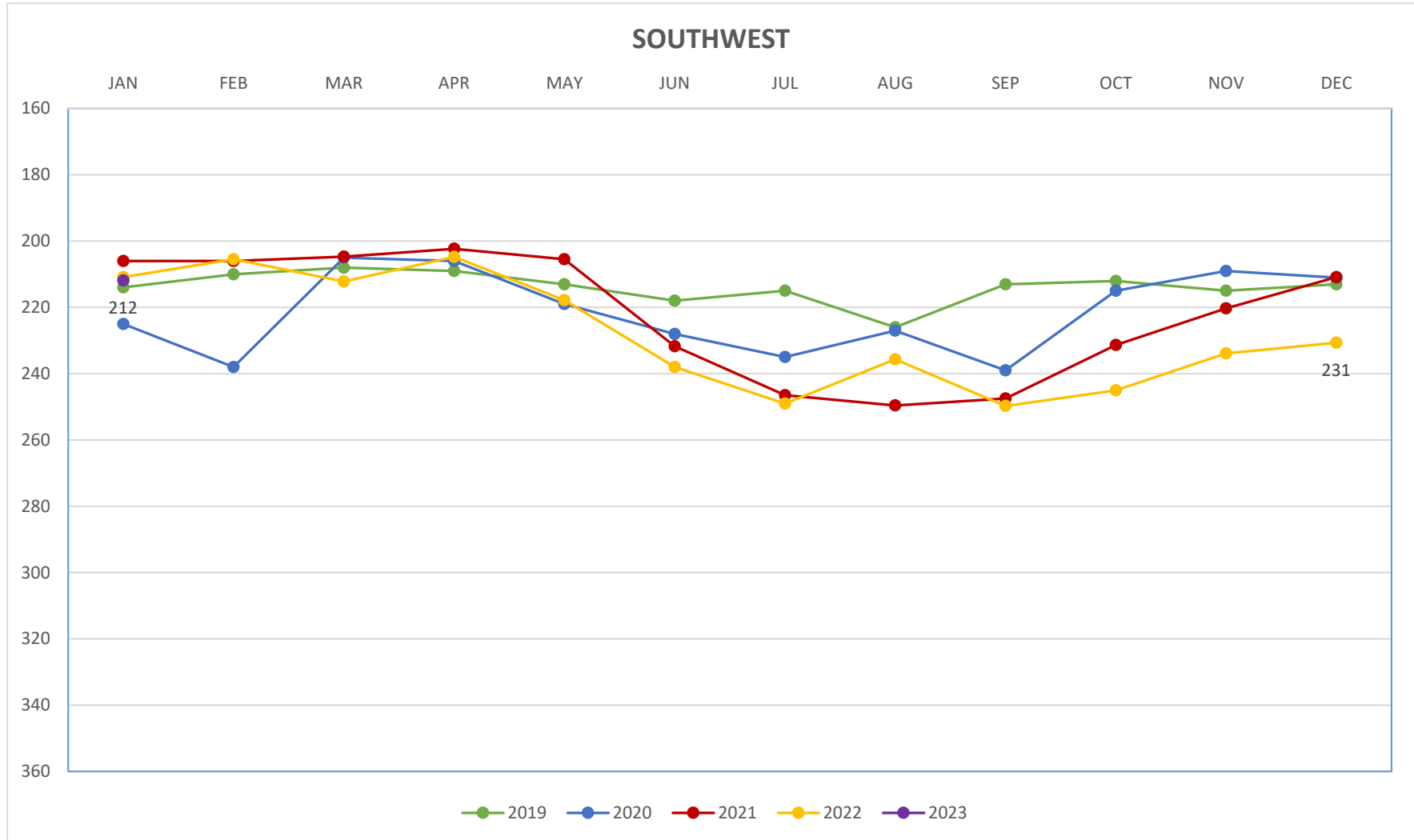
# 2023

		JAN 2019	JAN 2020	JAN 2021	JAN 2022	JAN 2023	FEB 2023	MAR 2023	APR 2023	MAY 2023	JUN 2023	JUL 2023	AUG 2023	SEP 2023	OCT 2023	NOV 2023	DEC 2023	HIGH	LOW	AVERAGE
Southwest Quadrant	31/26-13N	201	NR	NR	206	215												215	201	207
	31/26-15J	205	NR	201	205	211												211	201	206
	31/26-16P	207	204	202	200	207												207	200	204
	31/26-17Q	210	203	219	202	NR												219	202	209
	31/26-21N	238	204	204	228	215												238	204	218
	31/26-30G	240	268	203	234	200												268	200	229
	31/27-18D01	206	201	203	222	222												222	201	211
	32/26-08J	215	209	212	200	213												215	200	210
	32/27-07N	200	288	200	201	NR												288	200	222
	AVERAGE	214	225	206	211	212												225	206	214
																		288		
																		200		
																		213		

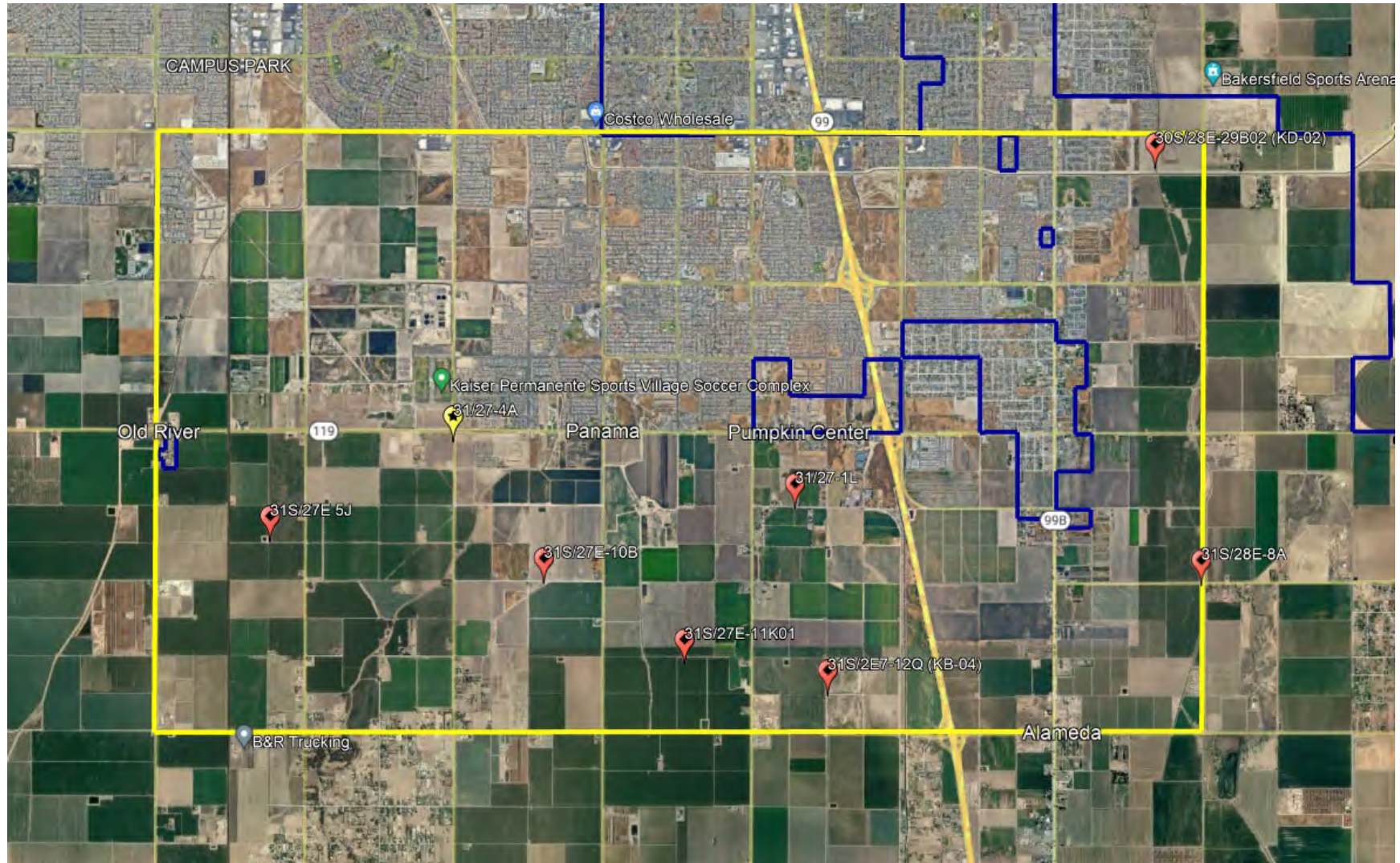
G = gated well, unable to access  
 R = running well, no measurement taken  
 NR = temporary 'no reading', no measurement taken

yellow shading = inactive well

2023







# 2023

North-Central Quadrant		JAN 2019	JAN 2020	JAN 2021	JAN 2022	JAN 2023	FEB 2023	MAR 2023	APR 2023	MAY 2023	JUN 2023	JUL 2023	AUG 2023	SEP 2023	OCT 2023	NOV 2023	DEC 2023	HIGH	LOW	AVERAGE
	30/28-29B	243	229	225	231	240												243	225	234
	31/27-01L	220	232	219	170	219												232	170	212
	31/27-04A	183	184	179	182	186												186	179	183
	31/27-05J	NR	228	207	230	214												230	207	220
	31/27-10B	NR	208	208	210	210												210	208	209
	31/27-12Q	140	139	141	174	172												174	139	153
	31/28-08A	243	244	249	264	256												264	243	251
	AVERAGE	206	209	204	209	214												214	204	208
North-Central District Maximum Depth to Water																		264		
North-Central District Minimum Depth to Water																		139		
North-Central District Average Depth to Water																		208		

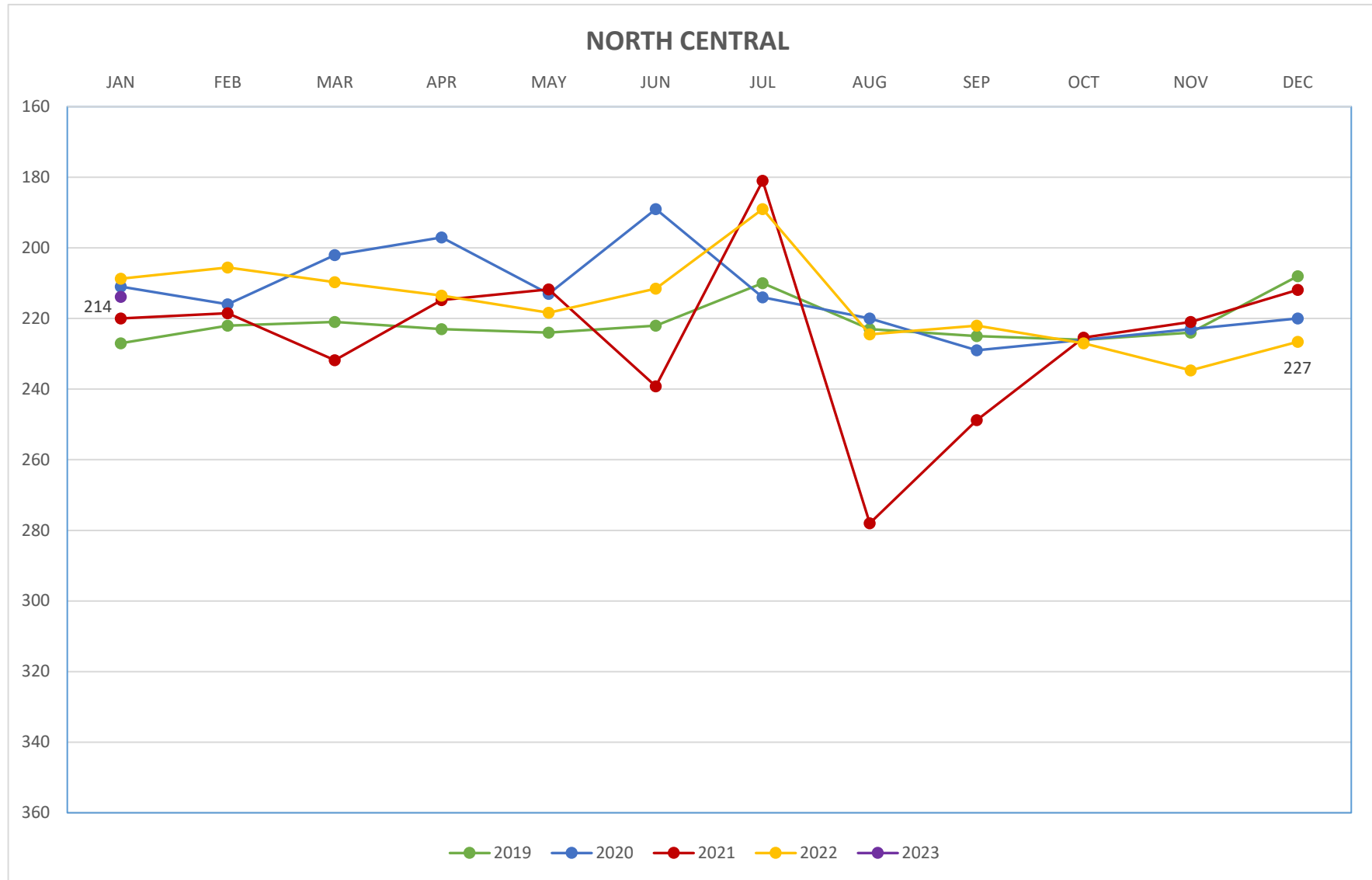
G = gated well, unable to access

R = running well, no measurement taken

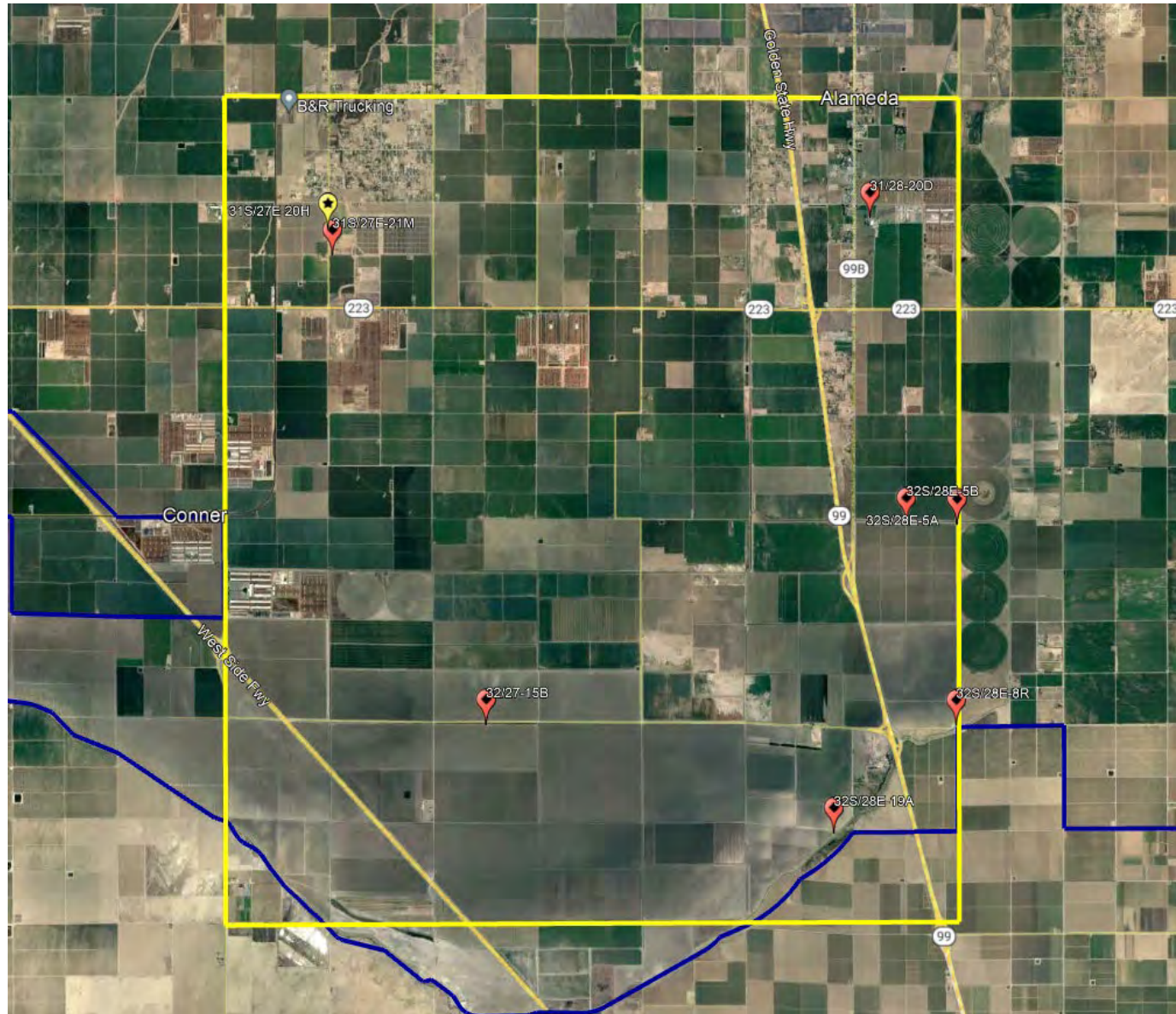
NR = temporary 'no reading', no measurement taken

yellow shading = inactive well

2023







# 2023

		JAN 2019	JAN 2020	JAN 2021	JAN 2022	JAN 2023	FEB 2023	MAR 2023	APR 2023	MAY 2023	JUN 2023	JUL 2023	AUG 2023	SEP 2023	OCT 2023	NOV 2023	DEC 2023	HIGH	LOW	AVERAGE
South-Central Quadrant	31/27-20H	NR	211	NR	213	203												213	203	209
	31/27-21M	L	L	NR	220	NR												220	220	220
	31/28-20D	190	201	R	202	203												203	190	199
	32/27-15B	231	202	200	201	338												338	200	234
	32/28-19A	215	222	222	255	NR												255	215	229
	32/28-05A	250	239	220	214	243												250	214	233
	32/28-05B	226	201	205	221	215												226	201	214
	32/28-08R	224	253	222	255	NR												255	222	239
	AVERAGE	223	218	214	223	240												240	214	224
	South-Central District Maximum Depth to Water																	338		
	South-Central District Minimum Depth to Water																	190		
	South-Central District Average Depth to Water																	223		

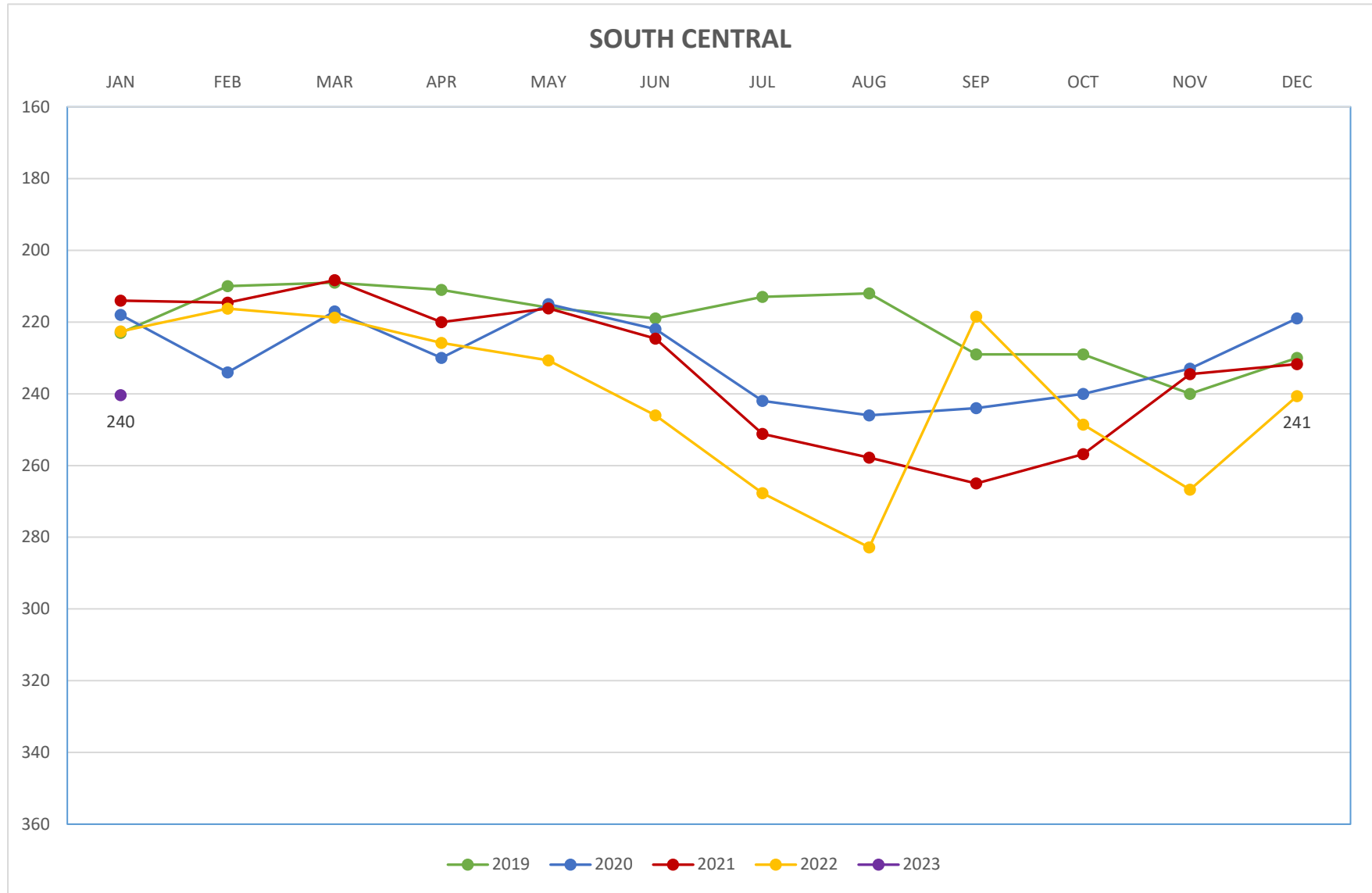
G = gated well, unable to access

R = running well, no measurement taken

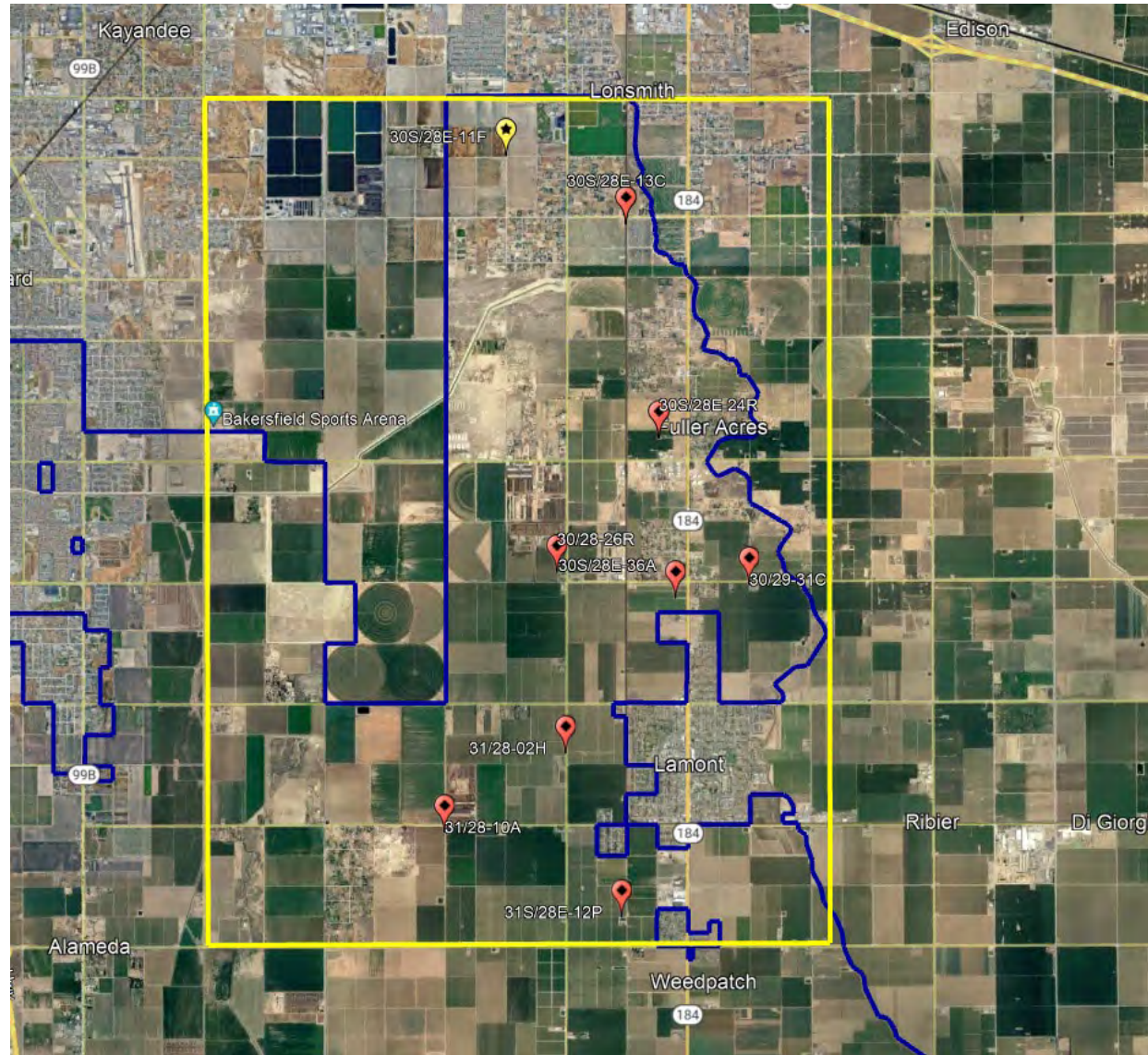
NR = temporary 'no reading', no measurement taken

yellow shading = inactive well

2023







# 2023

		JAN 2019	JAN 2020	JAN 2021	JAN 2022	JAN 2023	FEB 2023	MAR 2023	APR 2023	MAY 2023	JUN 2023	JUL 2023	AUG 2023	SEP 2023	OCT 2023	NOV 2023	DEC 2023	HIGH	LOW	AVERAGE
Northeast Quadrant	30/28-11F	263	263	264	272	NR												272	263	266
	30/28-13C	R	300	331	320	313												331	300	316
	30/28-24R	306	311	309	NR	NR												311	306	309
	30/28-26R	287	NR	NR	NR	NR												287	287	287
	30/28-36A		212	NR	NR	334												334	212	273
	30/29-31C	327	338	330	344	347												347	327	337
	31/28-02H	291	290	295	326	310												326	290	302
	31/28-10A	253	253	258	265	269												269	253	260
	31/28-12P	286	284	NR	NR	302												302	284	291
	AVERAGE	288	281	298	305	313												313	281	297
Northeast District Maximum Depth to Water																		347		
Northeast District Minimum Depth to Water																		212		
Northeast District Average Depth to Water																		296		

G = gated well, unable to access

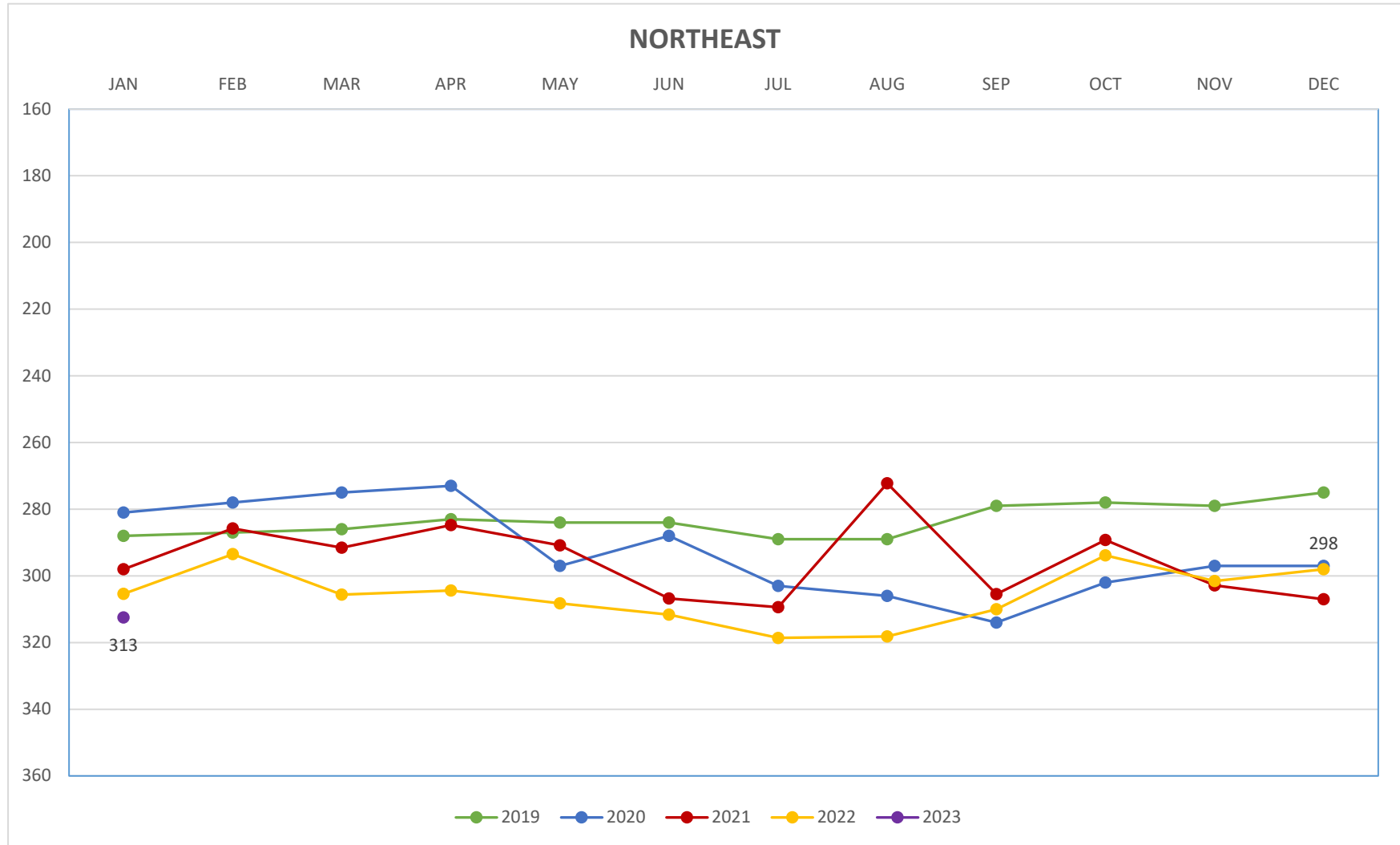
R = running well, no measurement taken

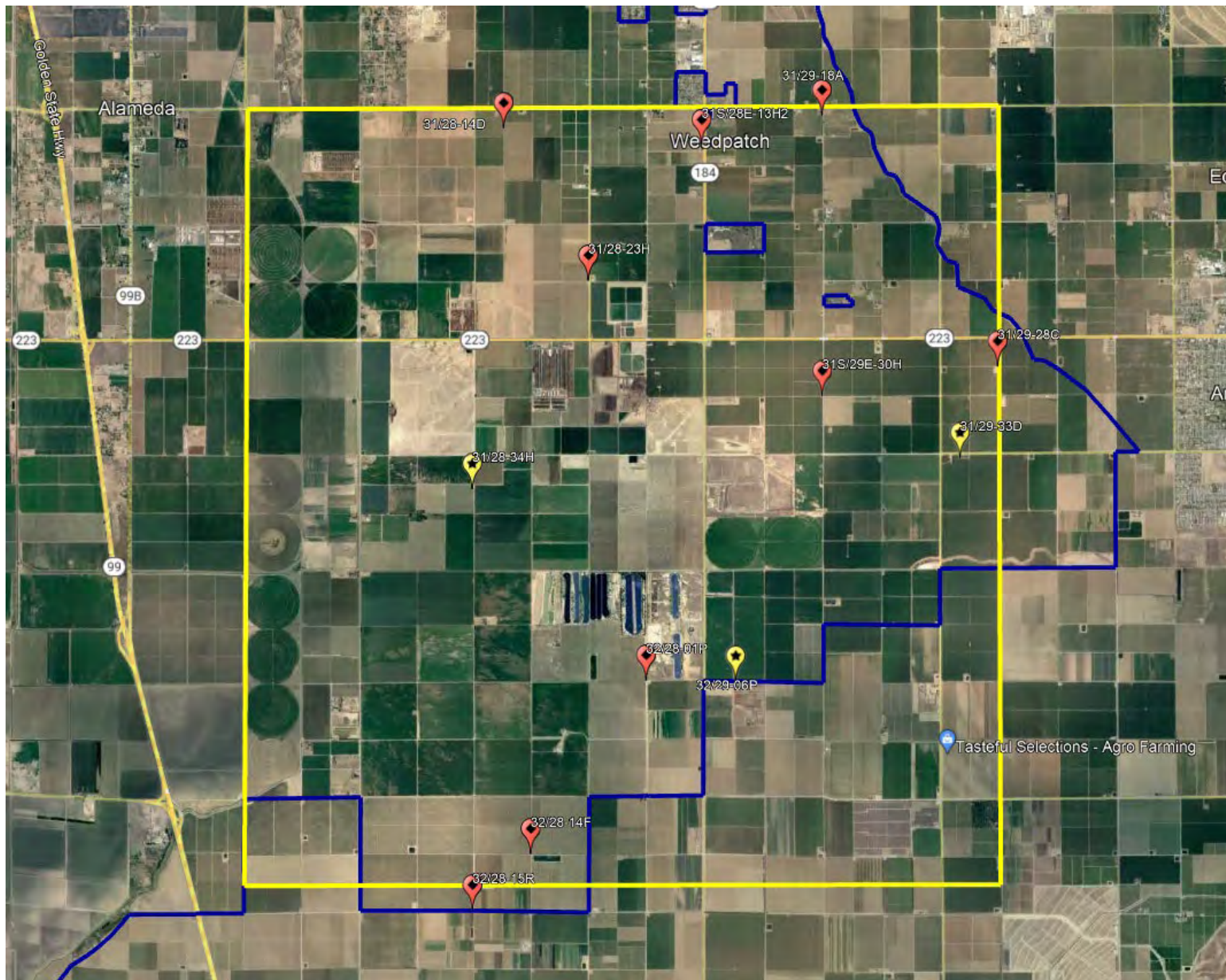
NR = temporary 'no reading', no measurement taken

yellow shading = inactive well



2023





# 2023

		JAN 2019	JAN 2020	JAN 2021	JAN 2022	JAN 2023	FEB 2023	MAR 2023	APR 2023	MAY 2023	JUN 2023	JUL 2023	AUG 2023	SEP 2023	OCT 2023	NOV 2023	DEC 2023	HIGH	LOW	AVERAGE
Southeast Quadrant	31/28-13H2	NR	NR	NR	290	299												299	290	295
	31/28-14D	239	230	235	247	245												247	230	239
	31/28-23H	290	286	275	276	313												313	275	288
	31/28-34H	337	206	204	203	213												337	203	233
	31/29-18A	335	333	241	349	357												357	241	323
	31/29-28C	347	344	NR	NR	201												347	201	297
	31/29-30H	NR	NR	331	353	333												353	331	339
	31/29-33D	342	250	338	239	347												347	239	303
	32/28-14F	NR	222	241	NR	NR												241	222	232
	32/28-15R	263	272	291	314	298												314	263	288
	32/28-01P	NR	NR	NR	207	NR												207	207	207
	32/29-06P	183	177	208	NR	198												208	177	192
	AVERAGE	292	258	263	275	280												292	258	274
	Southeast District Maximum Depth to Water																	357		
	Southeast District Minimum Depth to Water																	177		
	Southeast District Average Depth to Water																	273		

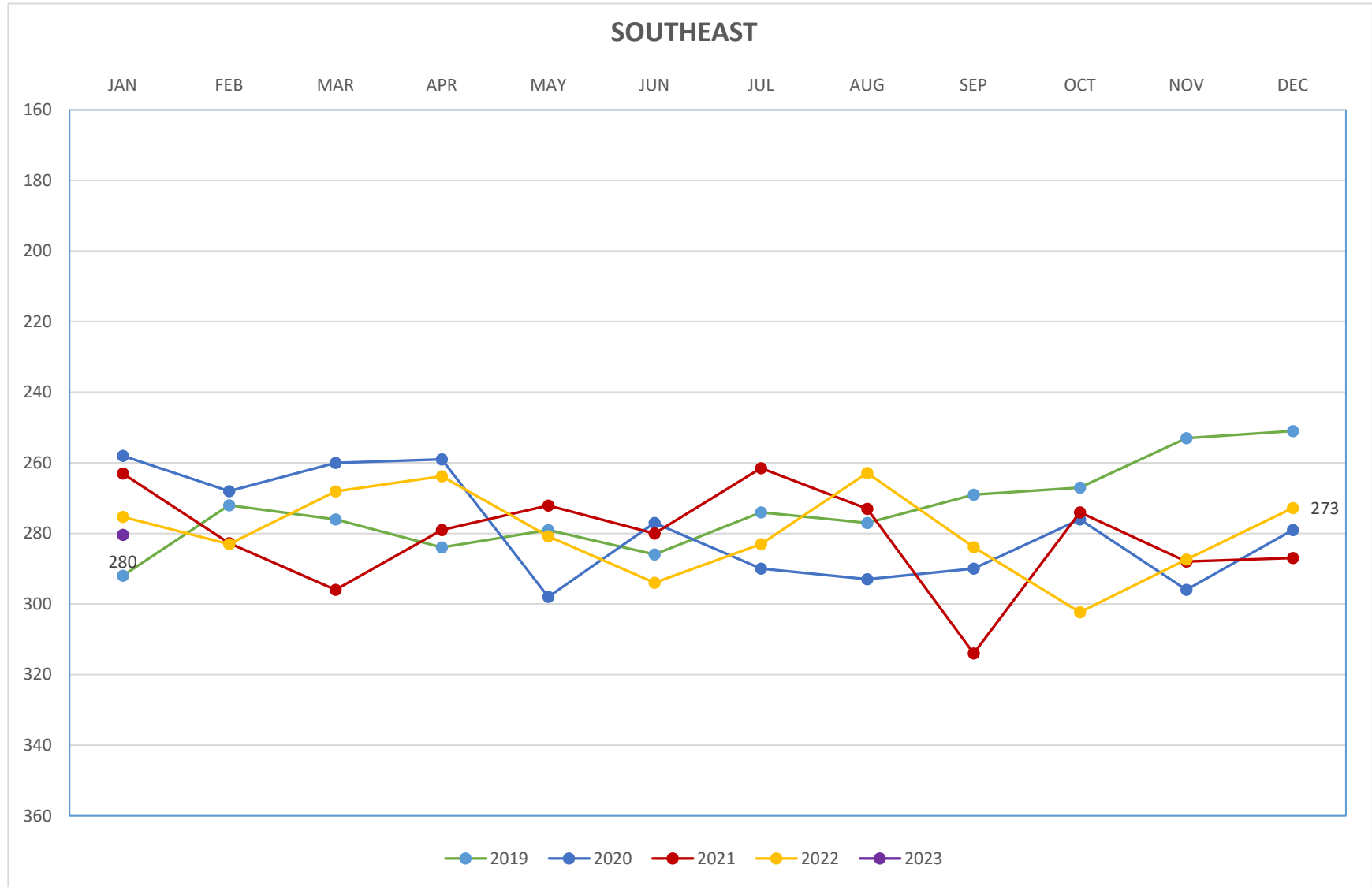
G = gated well, unable to access

R = running well, no measurement taken

NR = temporary 'no reading', no measurement taken

yellow shading = inactive well

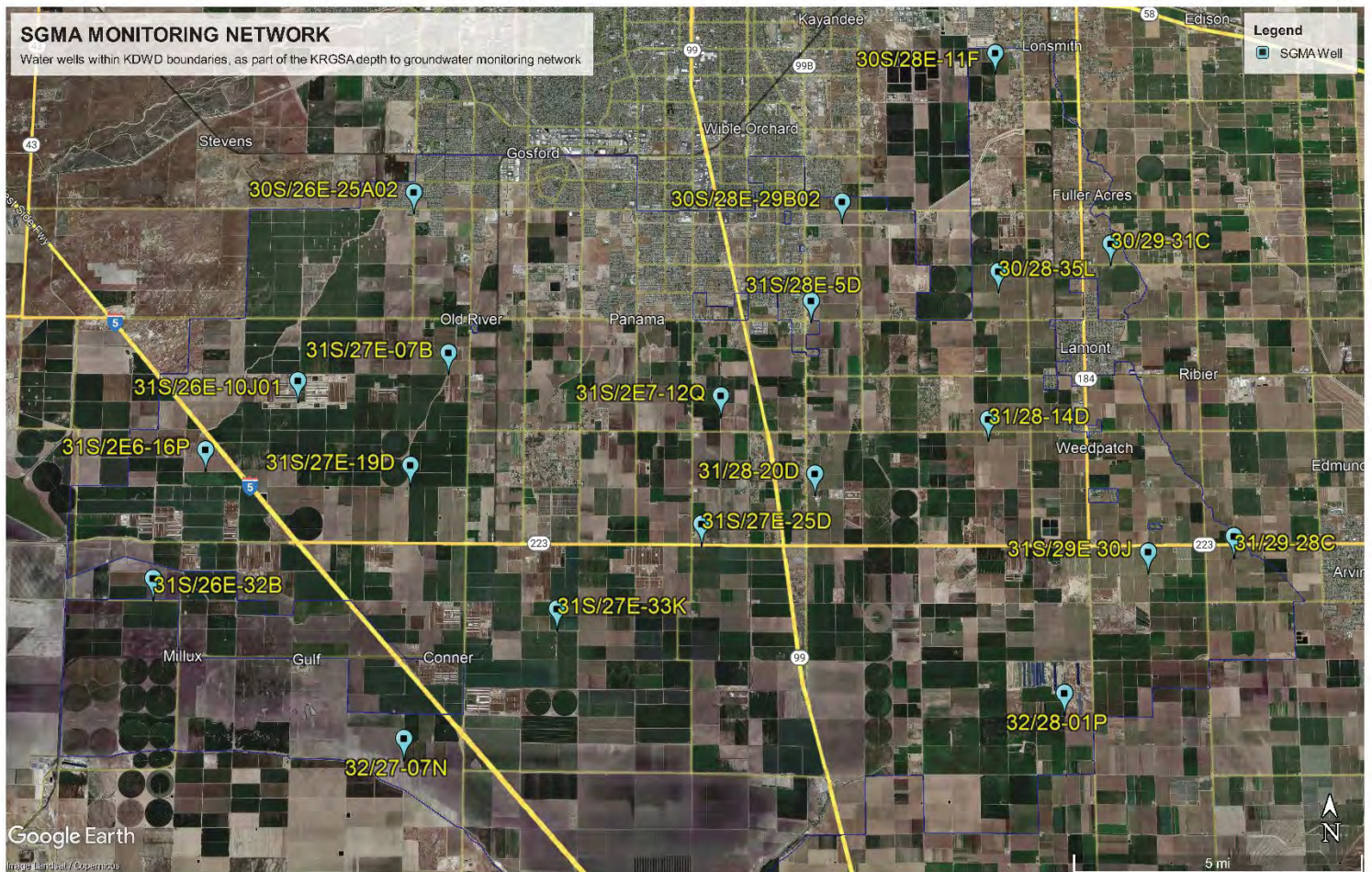
2023







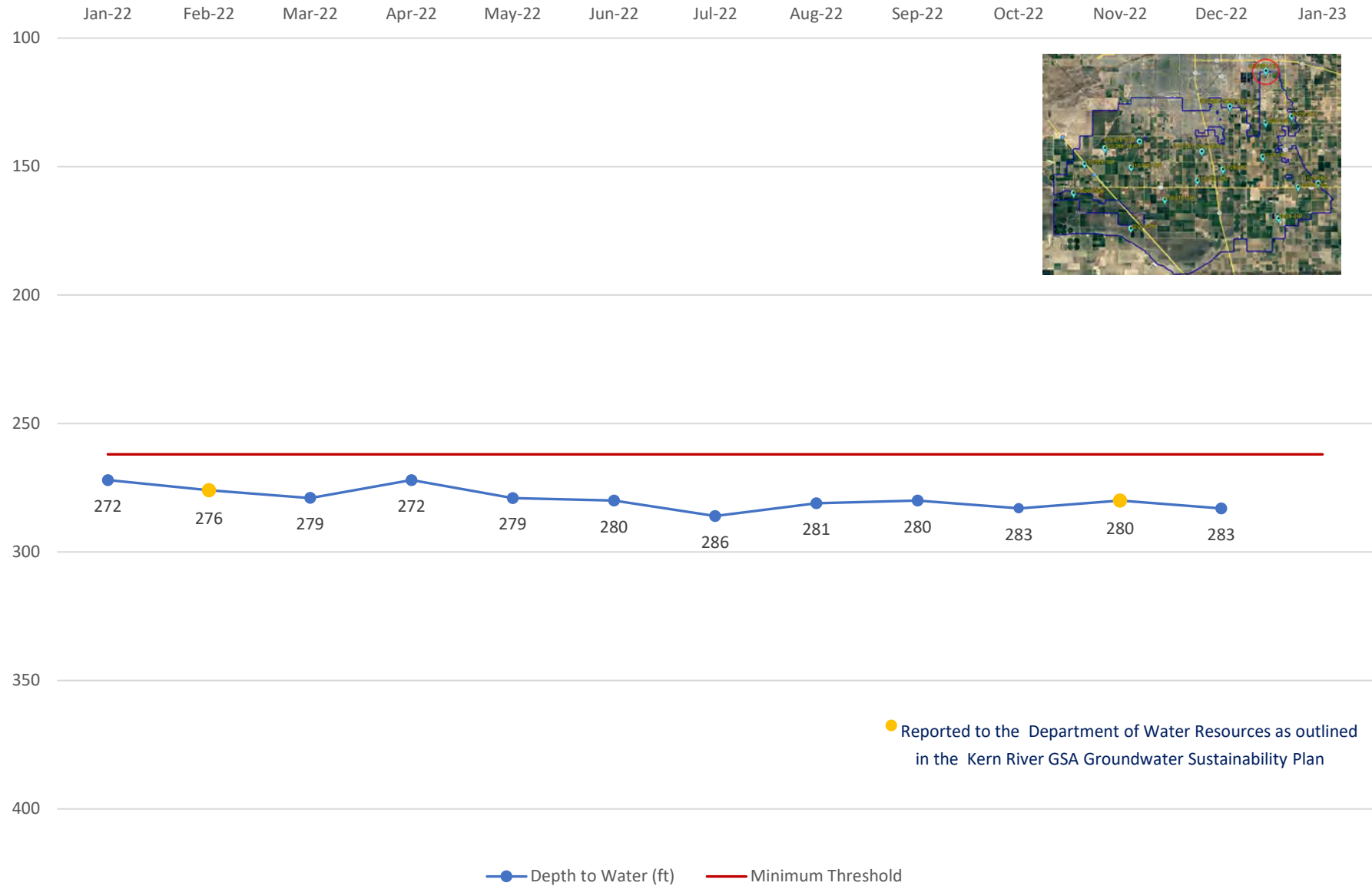
# Monthly SGMA Wells Monitoring Report



**JANUARY 2023**

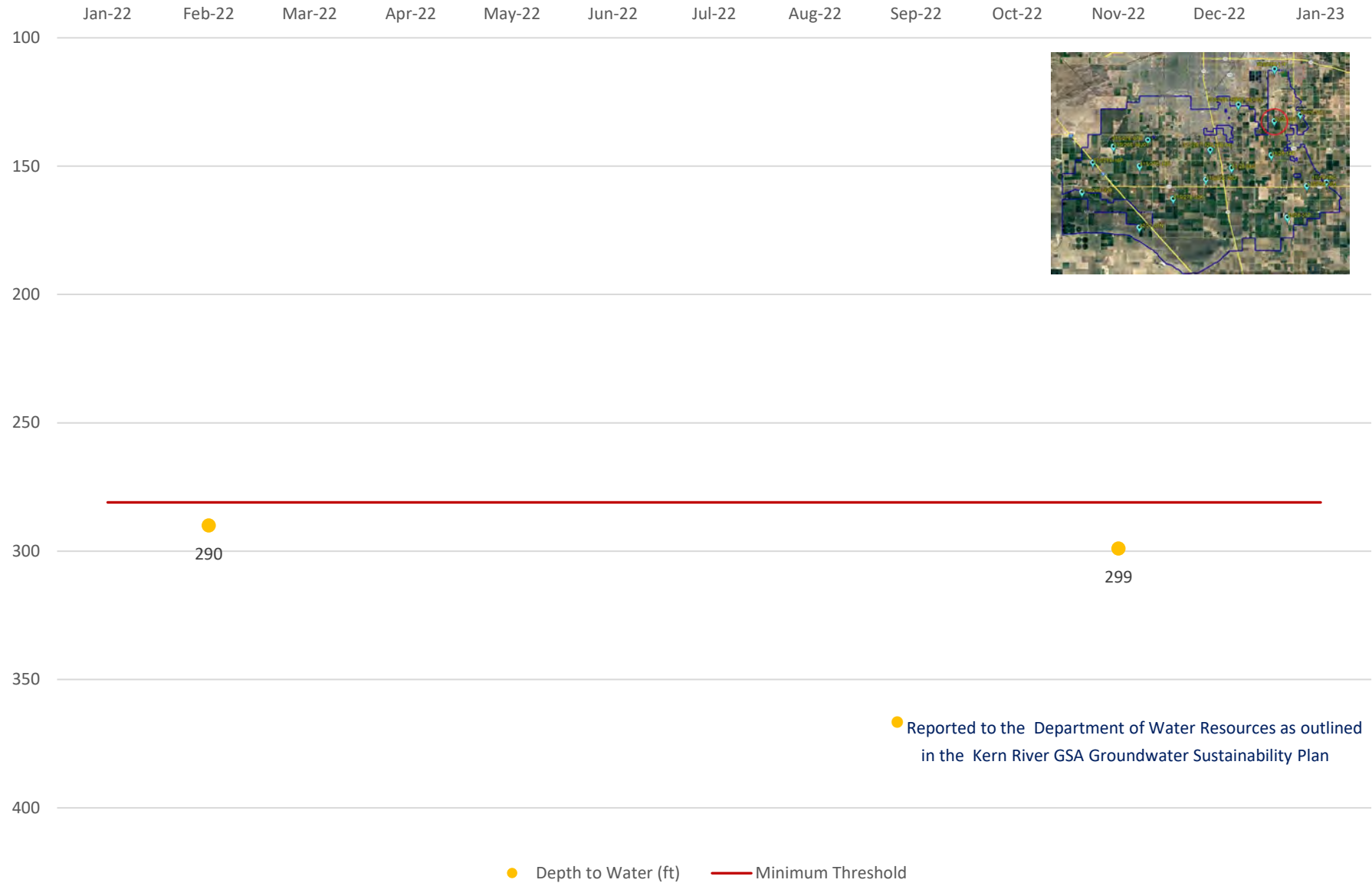
# RMW-030 30S/28E-11F

not to exceed 262' (depth to water)



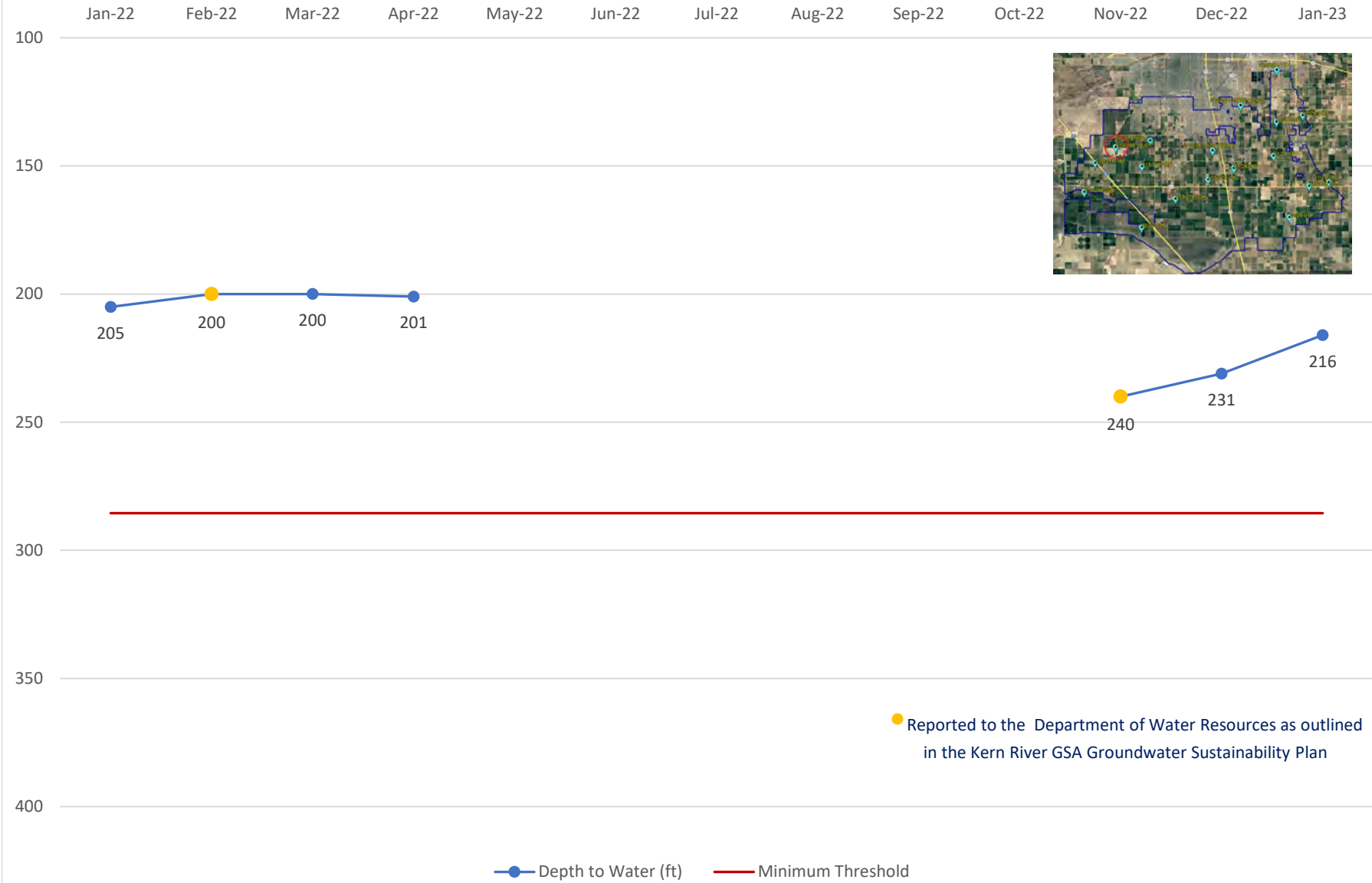
# RMW-034 30S/28E-35L

not to exceed 281' (depth to water)



# RMW-035R 31S/26E-10J

not to exceed 285.5' (depth to water)





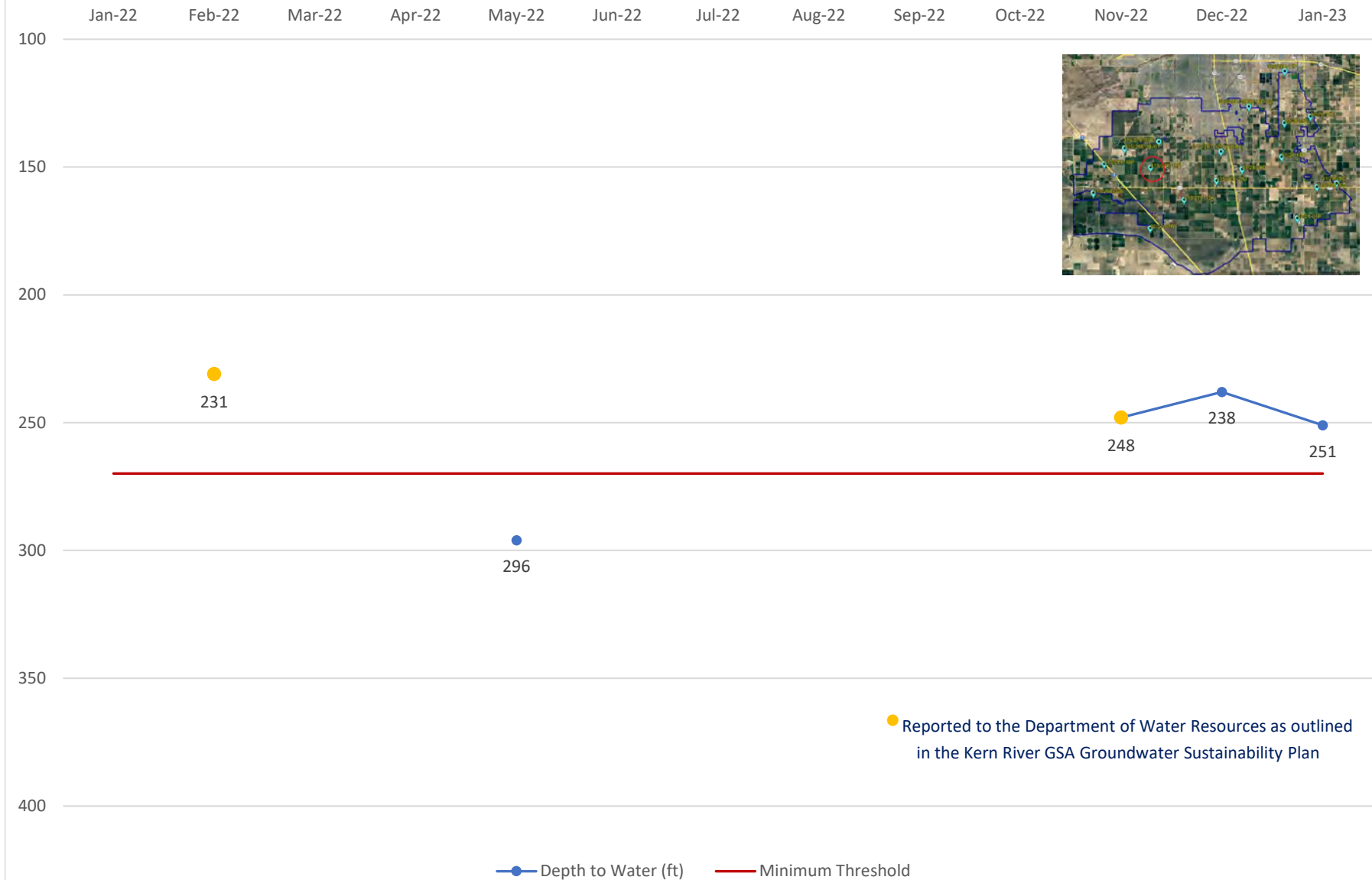
# RMW-037 31S/26E-16P

not to exceed 293' (depth to water)



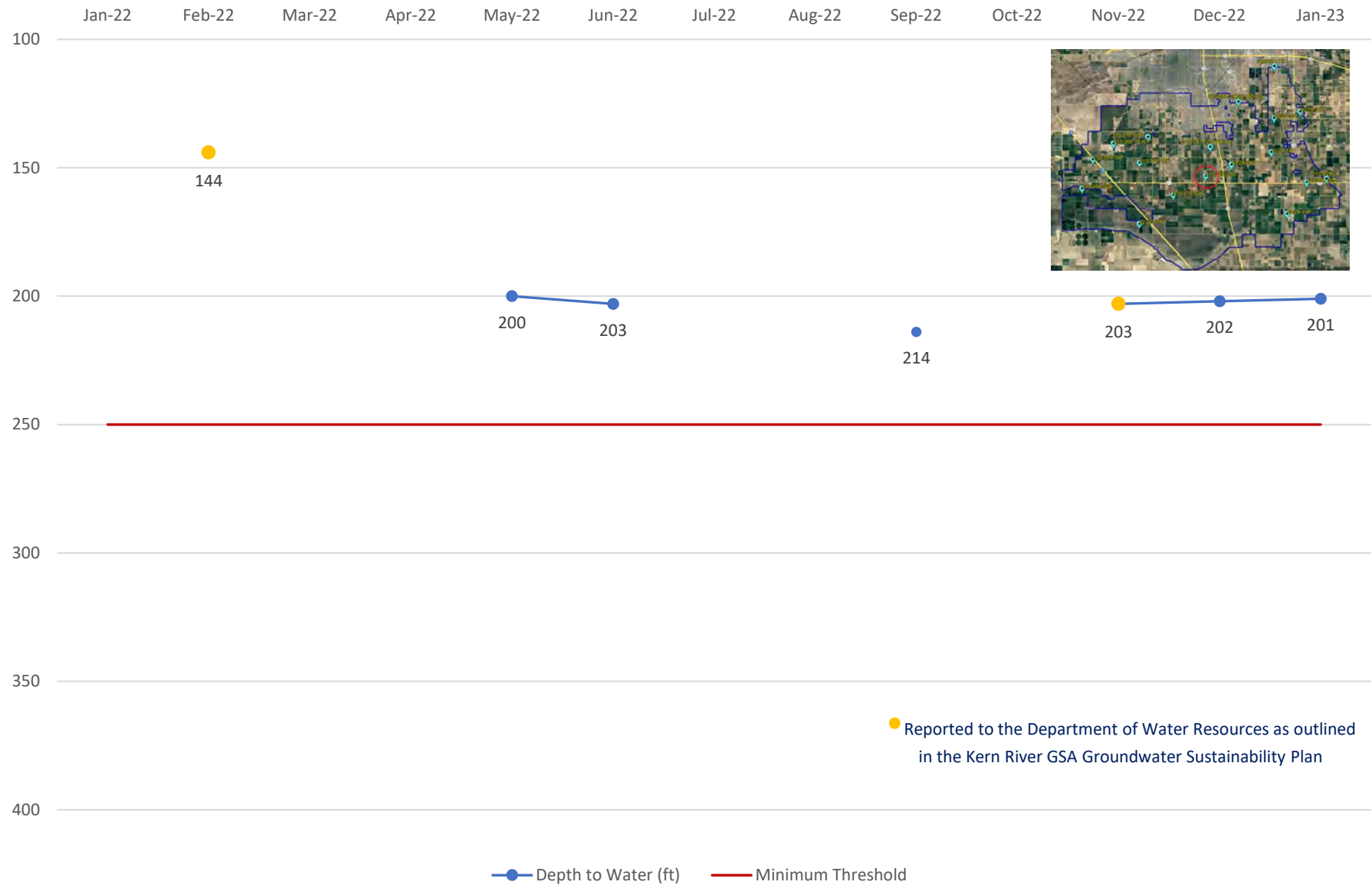
# RMW-038 31S/27E-19D

not to exceed 269.9' (depth to water)



# RMW-040 31S/27E-25D

not to exceed 250' (depth to water)



# RMW-041 31S/29E-30J

not to exceed 336' (depth to water)



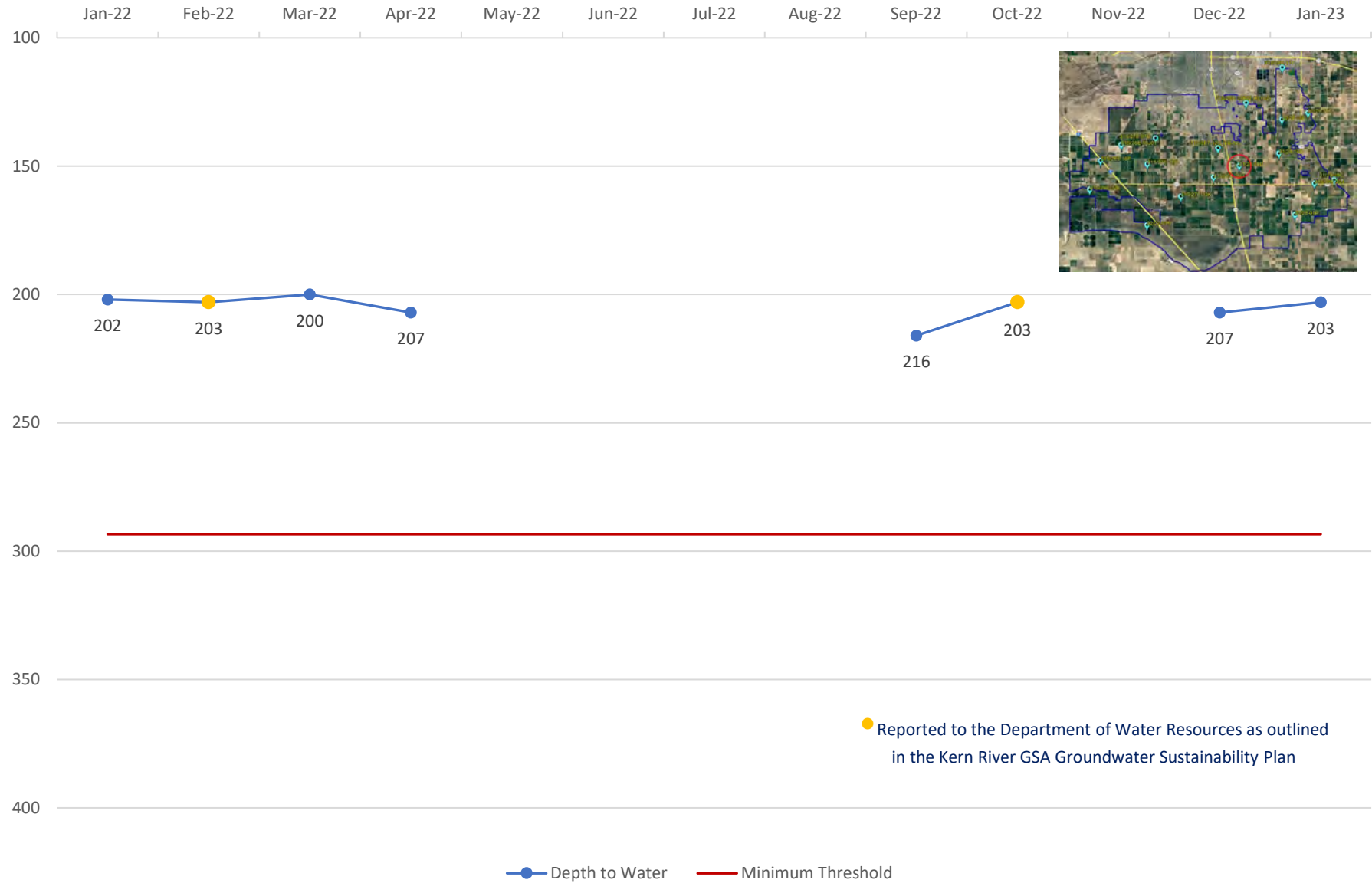
# RMW-042 31S/26E-32B

not to exceed 335' (depth to water)



# RMW-192 31S/28E-20D

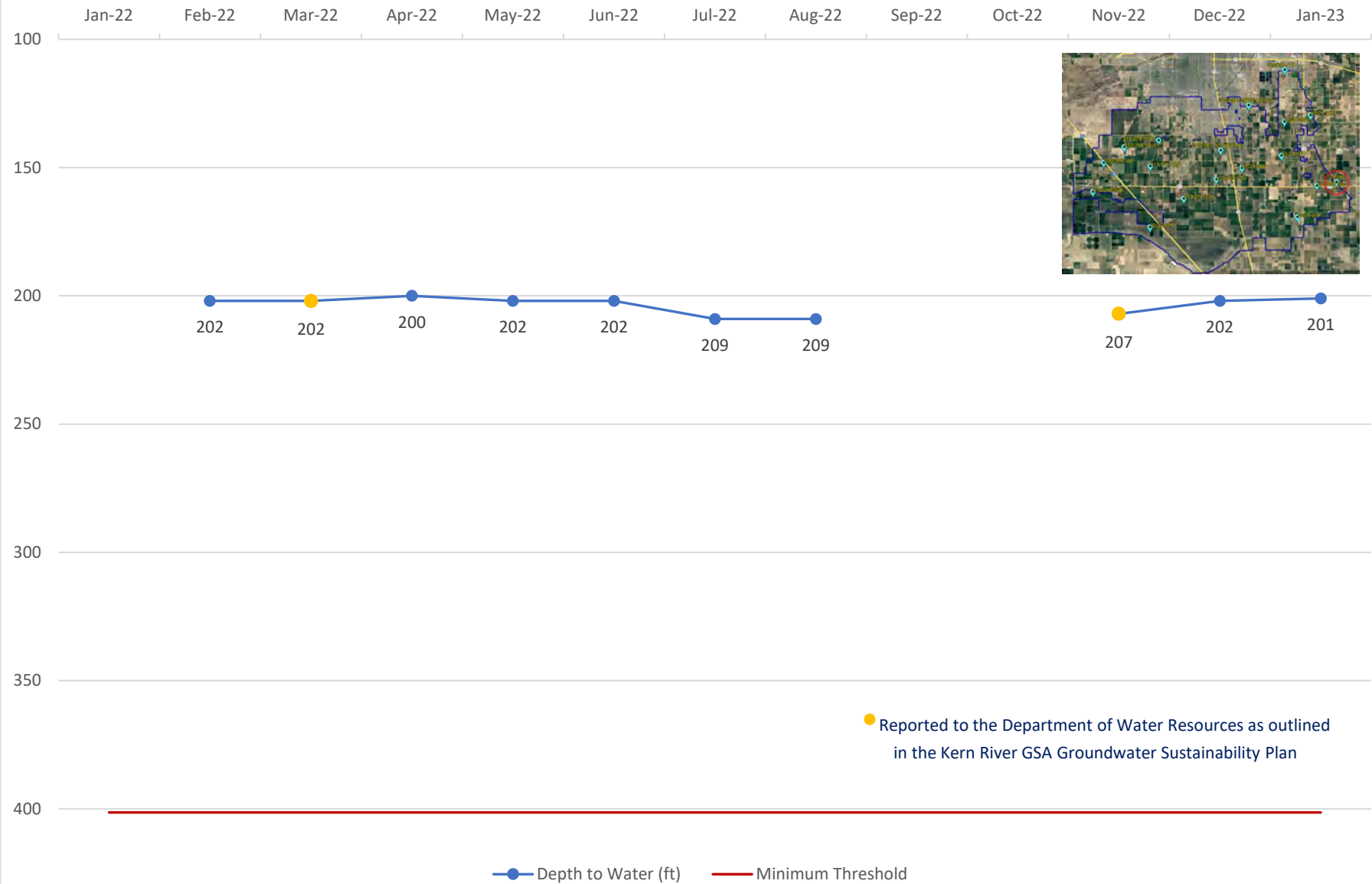
not to exceed 293.4' (depth to water)





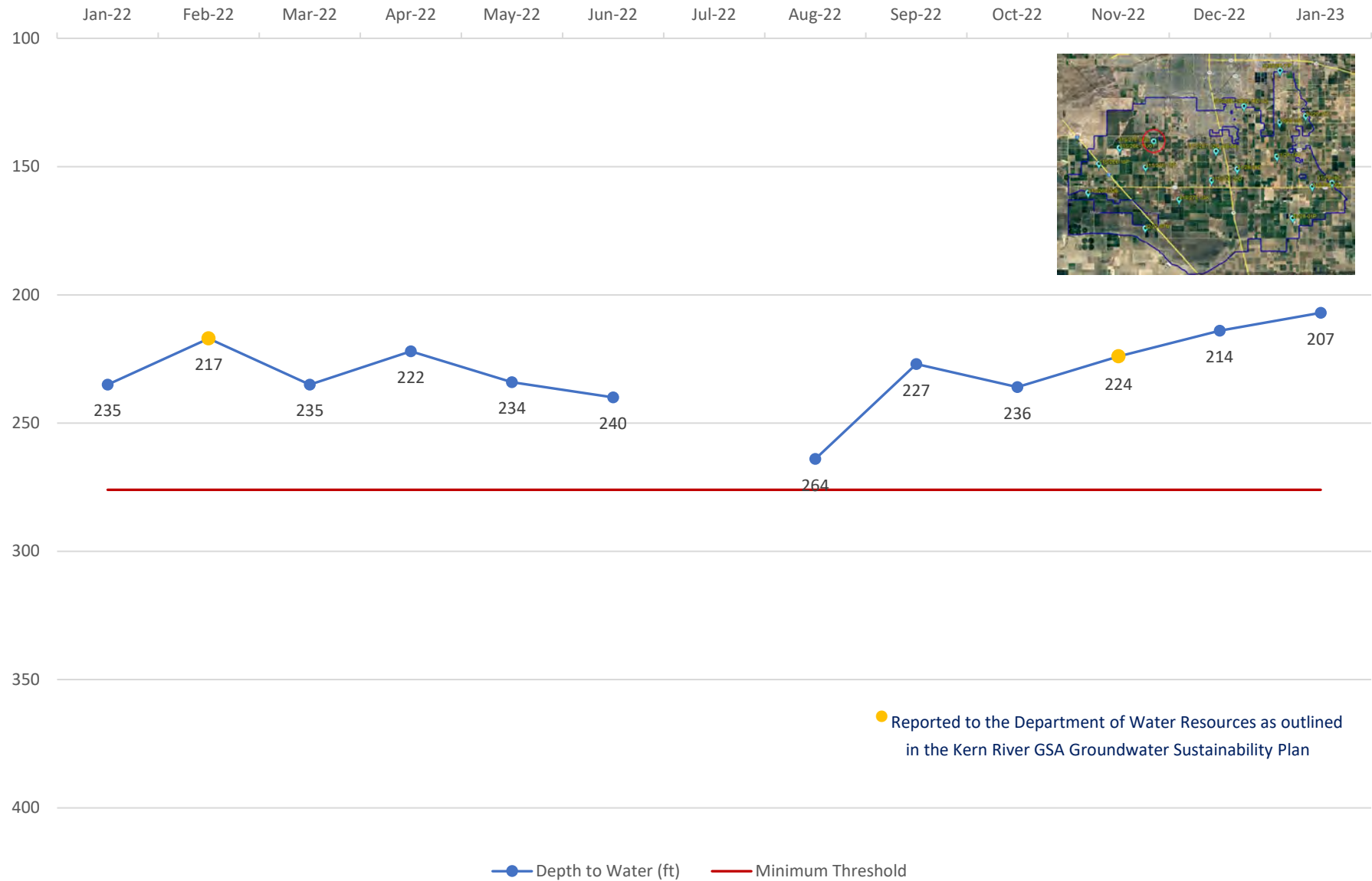
# RMW-193 31S/29E-28C

not to exceed 401.4' (depth to water)



# RMW-195 31S/27E-07B

not to exceed 276' (depth to water)



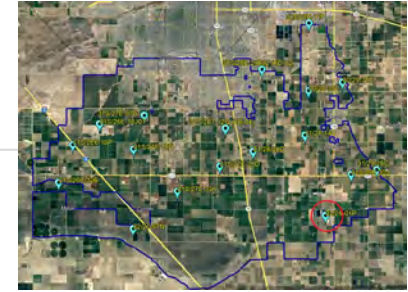
# RMW-196 31S/27E-12Q

not to exceed 283' (depth to water)



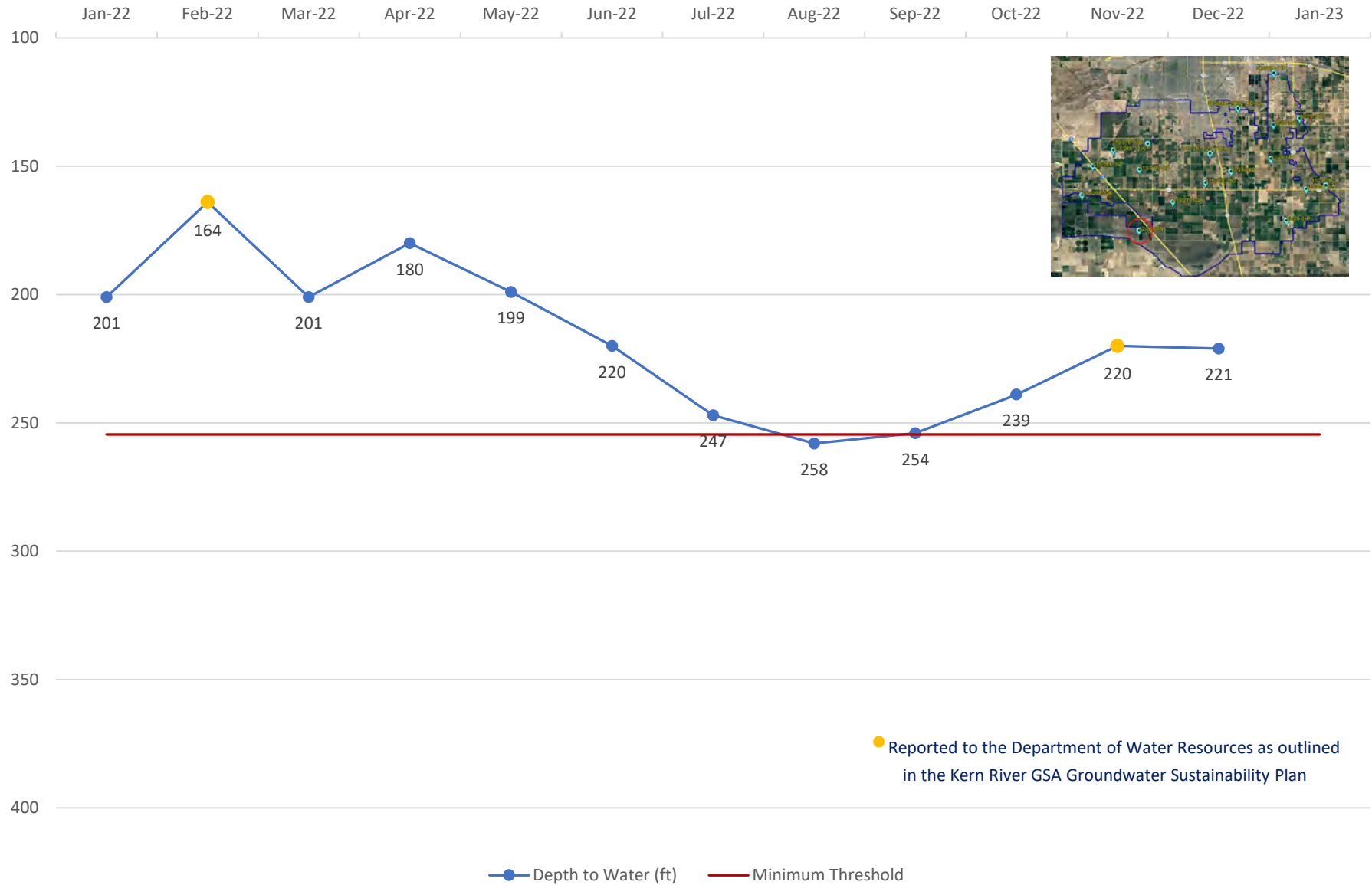
# RMW-197 32S/28E-01P

not to exceed 337.6' (depth to water)



# RMW-200 32S/27E-07N

not to exceed 254.5' (depth to water)



# RMW-216 30S/28E-29B

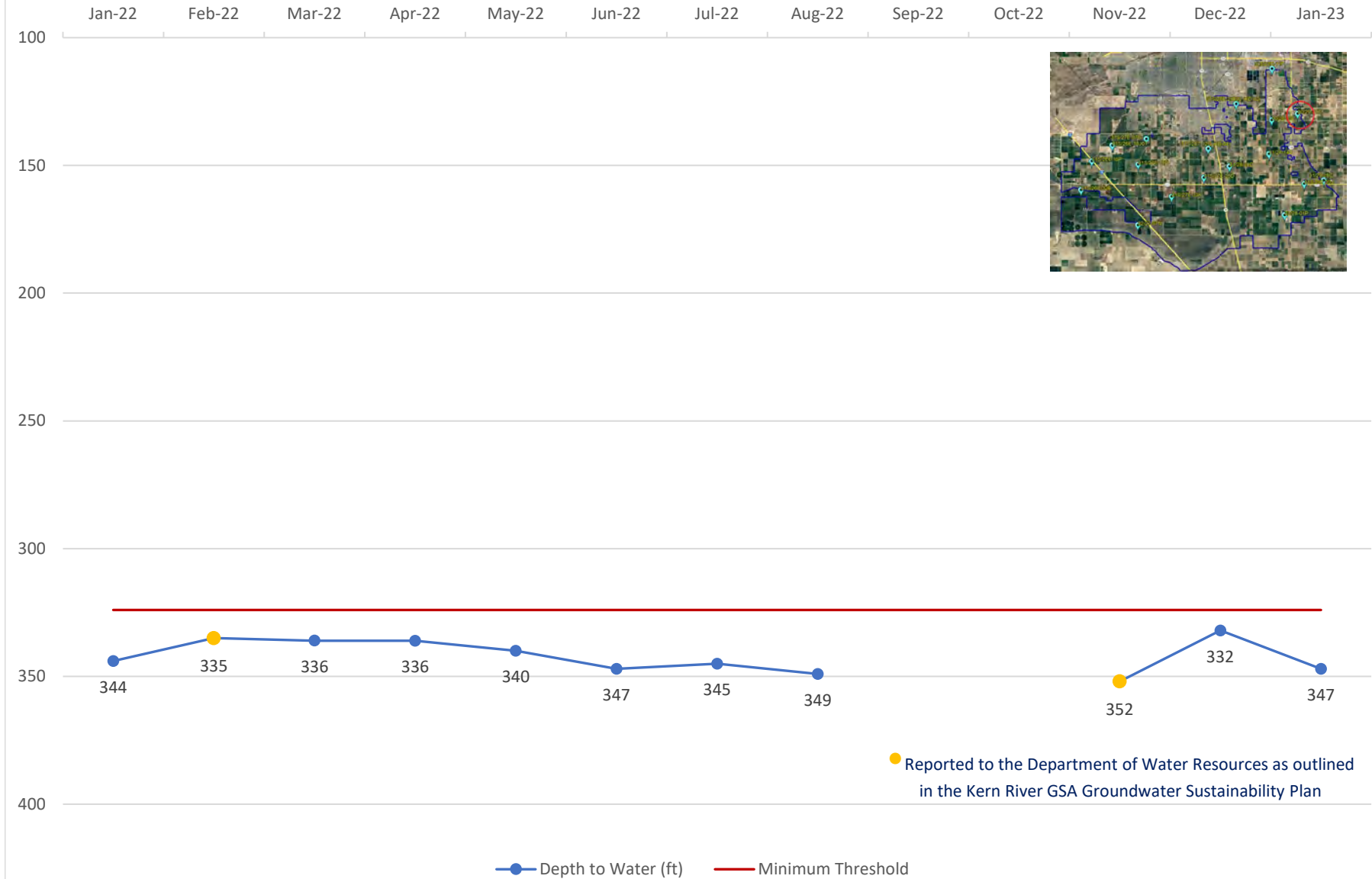
not to exceed 278' (depth to water)





# RMW-217 30S/29E-31C

not to exceed 324' (depth to water)



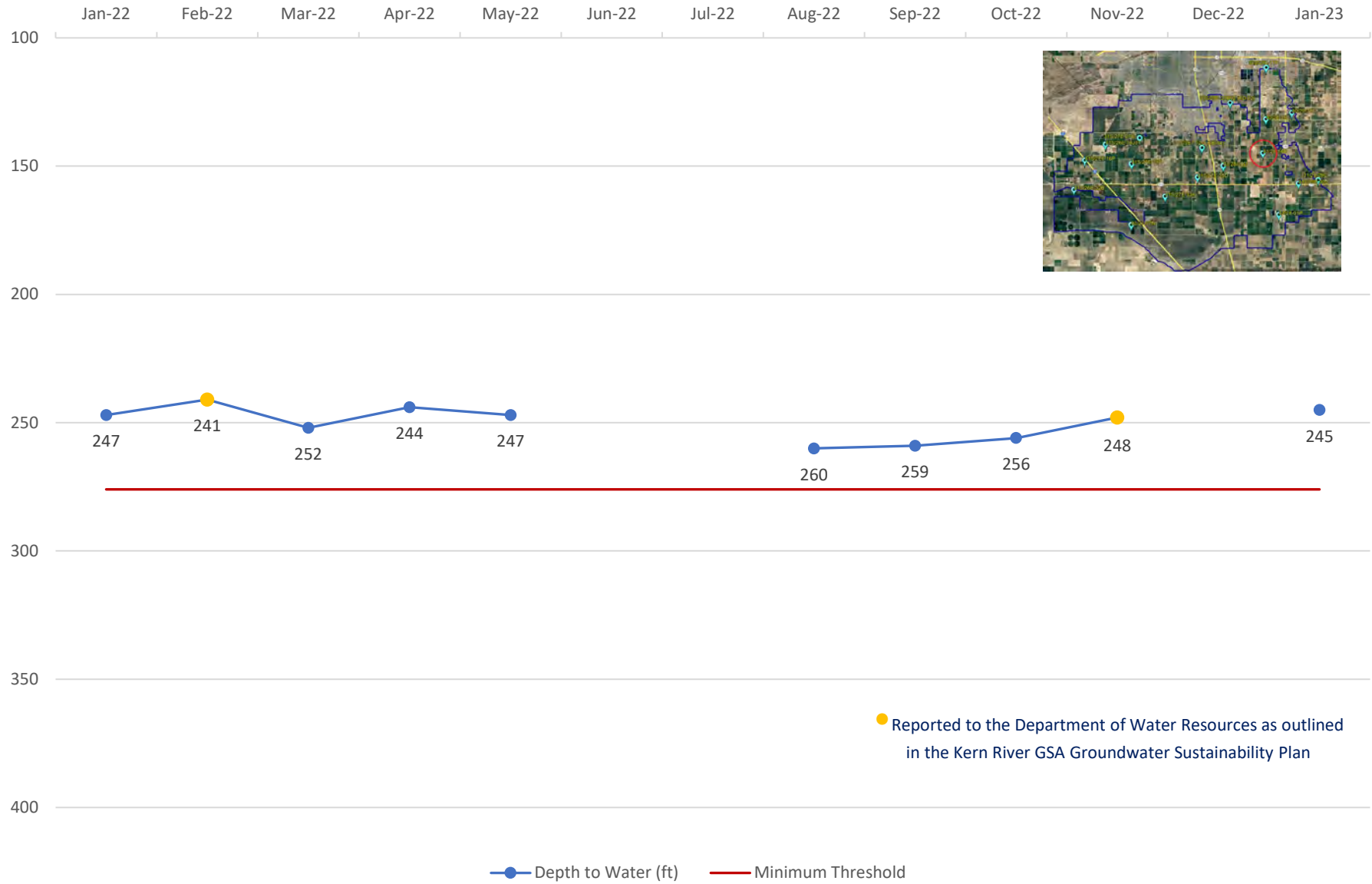
# RMW-218 31S/27E-33K

not to exceed 202' (depth to water)



# RMW-219 31S/28E-14D

not to exceed 276' (depth to water)



# Tab VI





## North West Kern Resource Conservation District

5080 California Ave. #150  
Bakersfield, CA 93309  
(661) 281-2746  
(844) 206-6892 fax

*Board of Directors*  
CRAIG FULWYLER  
President

JIM GRUNDT  
Vice President

GABRIEL GIESICK  
Secretary – Treasurer

BRYAN BONE  
Director

DON PALLA  
Director

MATTHEW HADDON  
Director

JOHN GEBHARDT  
Director

BRIAN HOCKETT  
District Manager

Steve Teglia, General Manager  
Kern Delta Water District  
501 Taft Hwy  
Bakersfield, CA 93307-6247

January 4, 2023

Dear Steve,

Attached is a copy of the annual report for the North West Kern Resource Conservation District. The period covered is from January 1, 2022 through December 31, 2022.

The following table summarizes the evaluations that were conducted by the Mobile Irrigation Lab in the Kern Delta WD during the 2022 irrigation season.

Table 1. 2022 irrigation season

Grower	System Type	Crop	Acres	DU
Old River Ranch LLC	Micro/drip	Almonds	590	91
Old River Ranch LLC	Micro/drip	Almonds	61	96
V Lions Farming	Micro/drip	Almonds	70	96
Cheng Xin Garden	Micro/drip	Grapes	30	66
Total			751	

The North West Kern RCD would like to thank the Kern Delta WD for their participation in the Mobile Lab program. We look forward to working with the landowners in your district in the upcoming season.

Sincerely,

Brian W. Hockett

Brian W. Hockett, District Manager

2022  
Annual Report  
of the  
North West Kern  
Resource Conservation District

# 2022 ANNUAL REPORT

*of the*

**NORTH WEST KERN**

**RESOURCE CONSERVATION DISTRICT**

*5080 California Avenue, Suite #150*

*Bakersfield, CA 93309*

## **DISTRICT DIRECTORS**

President	- <i>Craig Fulwyler</i>
Vice-President	- <i>Jim Grundt</i>
Secty-Treasurer	- <i>Gabriel Giesick</i>
Director	- <i>Bryan Bone</i>
Director	- <i>John Gebhardt</i>
Director	- <i>Don Palla</i>
Director	- <i>Matthew Haddon</i>

## **DISTRICT EMPLOYEES**

District Manager	- <i>Brian Hockett</i>
Irrigation Technician	- <i>Ryan Enns</i>
Irrigation Technician	- <i>Aaron Millwee</i>

## **NATURAL RESOURCES CONSERVATION SERVICE PERSONNEL**

District Conservationist	- <i>Amy Rocha</i>
Soil Conservationist	- <i>Emmanuel Hinojosa</i>
Soil Conservationist	- <i>Phuong Ly</i>
Soil Conservationist	- <i>Santos Colberg</i>
Ag/Civil Engineer	- <i>Marcoantonio Salazar</i>
WRP Engineer	- <i>Jose Lule</i>
Farm Bill Assistant	- <i>Ashanti Robertson</i>
Biologist – Amer. Bird Cons.	- <i>Bailey Friedman</i>



## **GENERAL INFORMATION**

The North West Kern Resource Conservation District (RCD) has pursued the goals of the District's Long-Range Work Plan throughout the course of the year, emphasizing Irrigation Water Management (IWM). The boundaries of the RCD encompass a total of 744,800 acres, reaching as far west as the north western portion of Kern County, then along the county line east of Delano, and then almost as far south as Taft, with areas in between that are not included in the boundaries.

The year started with more tests than normal in January, but February was more typical with fewer tests. However, once March came around the number of evaluations increased substantially.

## **ACKNOWLEDGMENT**

The Natural Resources Conservation Service (NRCS) aided the RCD through in-kind services, of which involved the usage of office space, information, materials within the office and office personnel.

## **MEETINGS**

1. Regular meetings of the RCD were held on the third Tuesday of the month..
2. Participated in steering committee meetings for the Poso Creek Integrated Regional Water Management Group on the 1<sup>st</sup> Tuesday of the month when available.
3. Attended meetings of the Semitropic Water Storage District.

## **COOPERATIVE EFFORTS**

1. Conducted eleven evaluations in Madera County and two in Kern County at the request of the NRCS under the Environmental Quality Incentives Program (EQIP).

## **AGREEMENTS**

The RCD had one agreement that ended, one ongoing, and a new one started.

1. Contribution Agreement No. NR199104XXXXC017 (\$25,000.00 for two years) to accelerate implementation of USDA Farm Bill Programs; Environmental Quality Incentive Program (EQIP), Kern, Tulare, Kings, Fresno, and Madera counties dated September 29, 2019 through September 30, 2021. An extension was received on September 28, 2021 through September 30, 2022 for an additional \$15,000.00 for a total of \$40,000.00.
2. Contribution Agreement No. NR239104XXXXC001 (\$52,500.00 for three years) dated October 1, 2022 through September 30, 2025.
3. The district has an agreement with the Almond Board of California for \$25,000.00 to work with almond growers in the San Joaquin Valley.

## **POSO CREEK**

The RCD continues to work with FEMA to restore the levees that were destroyed out near the Kern National Wildlife Refuge when flooding occurred in 2017 (Yes, that was a long time ago). Part of that process requires a permit from the California Department of Fish & Wildlife (CDFW) to be able to work in the dry, ephemeral streambed. The reason for the permit is due to endangered flora and fauna in the vicinity of the project. After much haggling, concessions were made by the end of the year regarding district responsibilities for “Avoidance & Minimization Measures” relative to revegetation. The draft agreement was signed and sent back to CDFW for their approval. The district is currently awaiting release of the permit that will allow the district to proceed with the levee restoration.

## **FUNDING**

The Mobile Lab is funded through a fee for service. Support from local water districts keeps this fee affordable. In addition, funding is received from the Natural Resources Conservation Service, as mentioned above under ‘Agreements,’ along with monies from the Almond Board of California.

Contributions from water districts to the Mobile Lab for the 2019-2020 fiscal year were as follows:

1. Semitropic WSD	\$	10,000.00
2. Arvin-Edison WSD	\$	6,000.00
3. North Kern Water Storage District	\$	6,000.00
4. Shafter-Wasco ID	\$	6,000.00
5. Belridge WSD	\$	5,000.00
6. Berrenda Mesa Water District	\$	5,000.00
7. Buena Vista Water Storage District	\$	2,500.00
8. Cawelo Water District	\$	5,000.00
9. Wheeler Ridge-Maricopa WSD	\$	5,000.00
10. Lost Hills Water District	\$	5,000.00
11. Kern Delta Water District	\$	4,000.00
12. Southern San Joaquin MUD	\$	4,000.00
13. Delano-Earlimart Irrigation District	\$	2,500.00
13. Henry Miller Water District	\$	2,500.00
14. Rosedale Rio-Bravo WSD	\$	2,000.00
15. Kern-Tulare Water District	\$	1,000.00
Total contributions -	\$	71,500.00

## **MOBILE LAB PROGRAM ANNUAL PROGRESS REPORT**

For services performed from January 1, 2022 to December 31, 2022.

### **IRRIGATION SYSTEM EVALUATIONS**

A total of 188 evaluations were conducted on 25,524 acres during the 2022 irrigation season, with 13 of these being conducted under the NRCS/EQIP Water Conservation program.

Table 1. Summary of evaluations conducted in 2022.

System Type	Crop	Number of	Acres Evaluated	Average DU (%)
Drip	Almonds	51	8402	91
	Cherries	3	564	84
	Citrus	9	834	94
	Grapes	9	892	80
	Pistachios	56	8692	91
	Tomatoes	1	380	90
	Total	129	19764	
Micro Sprinkler	Almonds	49	5229	83
	Citrus	7	226	88
	Pistachios	1	154	85
	Walnuts	2	151	80
	Total	59	5760	

### **OBSERVATIONS AND RECOMMENDATIONS**

#### **Micro-Irrigation Systems**

The main cause of non-uniformity during the irrigation season was due to a variation in system pressures. These variations were typically due to improperly set control valves, plugged hose screens and/or debris that had accumulated in the sub-mains and manifolds causing a reduction in pressure. By resetting valves and cleaning hose screens, most of the problems that occurred in these systems were corrected. With the removal of these problems, overall system uniformity improved dramatically, as shown through later tests.

Other observations and recommendations made during the season included:

1. Installation or replacement of flow meter – The flow meter is an indispensable management tool that can help to monitor the amount of water applied throughout the season. Also, checking the flow meter frequently can help to detect system problems. For example, a steady decline in flow rate may indicate pump wear or a drop in the water level of a well. A slight decline in flow rate can indicate emitter plugging as well.
2. Opening Flush-outs – Upon opening some of the manifold flush outs, it was discovered that the water was very dirty in some systems. Manifold flush-outs should be opened periodically to flush out silt and debris that was not removed by the filters. The frequency at which this should occur will depend on the quality of the irrigation water and the effectiveness of the filters.
3. Hose Flushing – Most water users were very good about flushing hose ends, but in some cases the water coming out the end of the hose was very dirty. With micro-irrigation systems, it is very important to periodically undo the ends of each individual line and flush the dirt and debris from it. If this is not done on a regular basis, the dirty water in the hoses can plug the emitters. Hoses should be flushed as often as necessary depending on the quality of the irrigation water.
4. Emitter Plugging – This was found to be a problem at numerous locations. With micro-irrigation systems, bacteria and algae can build up inside the hoses and emitters and may eventually cause plugging. This can be avoided by regularly injecting chlorine or acid into the system, or some type of material that will promote the breakdown of these clogging agents. Emitters can also be replaced where needed.
5. Hose Screens – Hose screens are valuable for removing large particles that may have escaped from the filter system. However, they can become plugged with algae or debris, thus reducing pressure to a given hose line, and thereby decreasing uniformity to the overall irrigation system. This was found to be the case in some situations throughout the irrigation season, but not as much as in the past as operators are taking out or not even including them in the installation of the system. Chlorine/acid injection can help to prevent this problem from occurring, however, hose screens should be checked periodically for clogging. If they are clogged, they can be rinsed clean or replaced. Not all systems have hose screens installed to avoid this potential plugging problem. Even in some of the older systems, the screens had been taken out.
6. Leaks – It is important that irrigation workers are aware of leaks due to damaged hoses, missing emitters, broken valves, leaky risers, etc. Even a small leak can reduce the pressure in a line and cause a non-uniform application of water. On several occasions, leaks were a contributing factor in the overall non-uniformity of the system. If the leaks are big enough, they can cause substantial water loss.
7. Different Emitter Types – Mixing emitters can adversely affect the distribution uniformity by applying different amounts of water to those plants with different emitter sizes. Emitters are often mixed accidentally by irrigation workers when they

come across a broken or plugged emitter in the field. When repairing these emitters, they may sometimes substitute a different emitter type because it is the only one available at the time. It is essential in this situation to match the replacement emitter with the existing ones in the field to maintain the proper flow and uniformity of the irrigation system. Most of the time, there may be one additional type of emitter due to the above-mentioned situation. On various occasions however, there were several different emitter types in the field, lending to severe non-uniformity.

### **Preparing for the 2023 irrigation season**

As growers are getting ready for the upcoming season, the Mobile Lab will be available to assist them with their irrigation needs. Being an efficient irrigation water manager is essential in today's water environment, as we are faced with many water related challenges that will impact the way we do business in the future.



To: Kern Delta Water District Board of Directors

From: Steven Teglia – General Manager

Date: January 17, 2023

**Re: Agenda Item VI B. – External Agency Report**

---

RECOMMENDATION:

Receive report, informational item only.

DISCUSSION:

Staff participates in / monitors multiple external agency meetings monthly. Below is a summary including items of note from the various meetings:

Kern County Water Agency:

- The KCWA Board met December 14, 2022.
- Next meeting will be January 26, 2023.
- 2023 allocation for SWP – 5%.
- Delta Conveyance project timeline (attached).
- Summary of groundwater and overdraft correction accounts (attached).
- Craig Wallace appointed as the KCWA Rep to the State Water Project Contractors Authority Board of Directors.
- Member Unit Managers Meeting: Voluntary Agreement Update and HHS Policy Discussion.

Kern Fan Authority:

- The KFA meeting of December 28, 2022 was canceled.
- 2022 Water Supply Review.
- Review of KCWA Board agenda.
- Local SGMA activities.
- Other activities (IRWMP/CVSALTS).

Kern River Groundwater Sustainability Agency (KRGSA):

- The KRGSA meeting of January 5, 2023 was canceled.
- Basin SGMA Implementation Grant update (Basin Study/Land IQ/Subsidence Monitoring/Monitoring Network Improvements).
- Basin Study Project update.

Kern Groundwater Authority (KGA):

- The KGA met December 14, 2022 (agenda attached).
- Approval of 2023 Budget.
- SOKR – Request for Budget Actual Expense Reconciliation.

Kern River Watershed Coalition Authority (KRWCA)(ILRP):

- The KRWCA met January 5, 2023 (agenda attached).
- Kern Water Collaborative Update.
- 2023 Membership Update.
- On Farm Drinking Water Well reports due Dec. 31, 2023 (BC Labs removed / BSK Labs added).
- Rob Fanucchi appointed to Budget Committee.
- Next meeting February 2, 2023.

South Valley Water Resources Authority:

- The SVWRA met December 16, 2022.
- Fish Friendly Diversion Pilot Project update/discussion regarding project funding.
- Blueprint activity update.

Integrated Regional Water Management Plan (IRWMP):

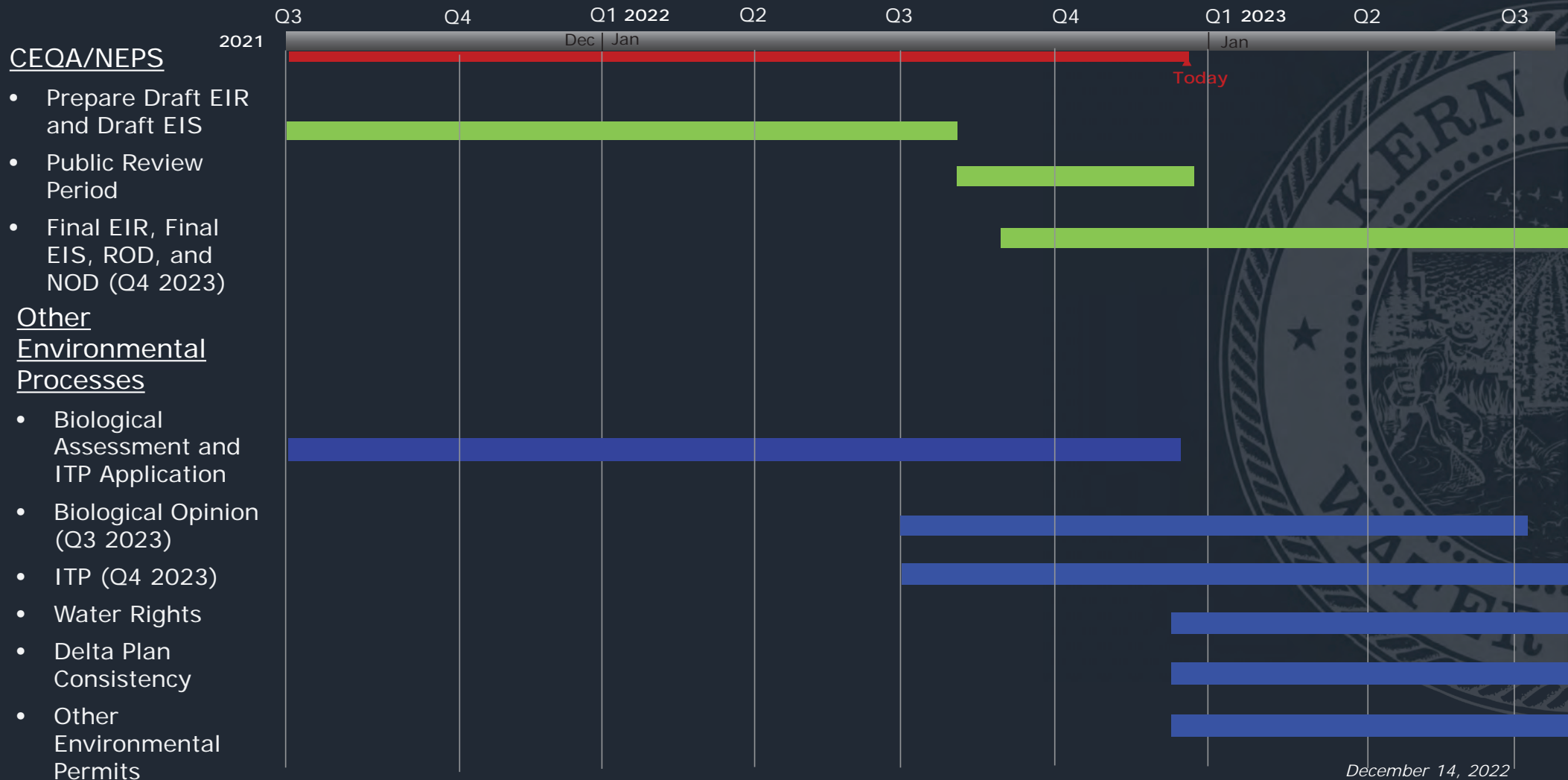
- No recent meetings.

Water Association of Kern County (WAKC):

- The WAKC met November 9, 2022 (annual meeting dinner).
- Water Leader of the Year: Dan Waterhouse
- Water Legacy Award: Gene Lundquist
- 2023 Water Summit planning.



# Delta Conveyance Planning and Permitting Timeline



**Kern County Water Agency  
Estimated Summary of Groundwater Bank Accounts  
As of November 30, 2022**

**Preliminary - Subject to Revision**

Quantities in acre-feet

District	Estimated Balance as of December 31, 2021	Estimated Balance as of November 30, 2022					
		Pioneer Property	2800 Acres	Pioneer Project Subtotal	Berrenda Mesa	Kern Water Bank	Total
Belridge WSD	76,542	62,595	3,786	66,381	1,853	0	68,234
Berrenda Mesa WD	81,312	54,911	1,354	56,265	4,564	0	60,829
Buena Vista WSD	37,703	26,848	1,939	28,787	0	200	28,987
Cawelo WD	0	0	0	0	0	0	0
Dudley Ridge WD	40,084	0	0	0	0	32,314	32,314
Henry Miller WD	5,365	5,365	0	5,365	0	0	5,365
Improvement District No. 4	209,231	38,616	4,089	42,705	0	139,562	182,267
Kern County Water Agency	191,091	103,700	60,099	163,799	3,499	17,958	185,256
Kern Delta WD	23,285	23,285	0	23,285	0	0	23,285
Lost Hills WD	80,661	50,037	21,070	71,107	3,171	0	74,278
Rosedale-Rio Bravo WSD	37,391	22,391	0	22,391	0	0	22,391
Semitropic WSD	228,644	22,575	42	22,617	0	188,731	211,348
Tehachapi-Cummings CWD	5,820	0	0	0	0	5,820	5,820
Tejon-Castac WD	56,240	2,193	1,247	3,440	0	49,220	52,660
Westside Mutual Water Co.	330,591	0	0	0	0	234,716	234,716
Wheeler Ridge-Maricopa WSD	149,285	1,886	10,200	12,086	5,721	78,940	96,747
<b>Total</b>	<b>1,553,245</b>	<b>414,402</b>	<b>103,826</b>	<b>518,228</b>	<b>18,808</b>	<b>747,461</b>	<b>1,284,497</b>

**Kern County Water Agency  
Estimated Summary of Overdraft Correction Accounts  
As of November 30, 2022**

**Preliminary - Subject to Revision**

Quantities in acre-feet

District	Estimated Balance as of December 31, 2021	Estimated Balance as of November 30, 2022				
		Pioneer Property	2800 Acres	Pioneer Project Subtotal	Berrenda Mesa	Kern Water Bank <sup>[1]</sup> Total
Buena Vista WSD	46,247	39,246	0	39,246	0	7,001
Henry Miller WD	65,209	42,526	375	42,901	2,584	19,724
Kern County Water Agency	55,030	35,356	7,121	42,477	0	12,553
Kern Delta WD	80,079	57,032	409	57,441	1,508	21,130
Rosedale-Rio Bravo WSD	214,829	158,627	4,190	162,817	2,725	49,287
Total	461,394	332,787	12,095	344,882	6,817	109,695

<sup>[1]</sup> Does not include purchase of 2011 4% reserve water.

---

# KERN GROUNDWATER AUTHORITY

## Regular Meeting of Board of Directors

December 14, 2022 8:00 a.m.

**All parties/public may attend the meeting via teleconferencing and offer public comments by phone, using the call-in information below:**

**Zoom:** <https://zoom.us/j/94537419468?pwd=MUNvcXlKK0FhWVNzFZRGQ0M3Y1QT09>

**Meeting ID: 945-3741-9468**

**Passcode: 454629**

**Telephone Dial-in: (669)900-6833**

### **Kern Groundwater Authority Board of Directors Agenda**

This meeting is held in accordance with the Governor's Executive Order N-29-20 and portions of the Brown Act pursuant to Section 54956 of the California Government Code and the Kern Groundwater Authority Joint Powers Agreement.

**1. Roll Call - Quorum Determination**

In the absence of a quorum of the Board the meeting will be adjourned.

**2. Flag Salute**

**3. Public Input**

This portion of the meeting is set aside to provide the public an opportunity to bring to the attention of the Board matters of which the Board may not be aware and which are not on the current agenda. No action can be taken on any matter raised during this portion of the meeting; however, a Board member may request that the matter be placed on any future agenda for further review and possible action. Members of the public may directly address the Board of Directors on any item of interest within the Board's subject matter jurisdiction, before or during the Board's consideration of the item. The President may limit the time allowed for comment.

**4. Approval of Minutes**

- a. November Regular Board Meeting Minutes\*

**5. Treasurer's Report**

- a. Financial Report & Accounts Payable (Approve) –November\*

**6. Attorneys Report**

- a. Central Valley Regional Water Quality Control Board – Racial Equity Resolution

**7. Executive Director Report**

- a. Discussion & approval – 2023 Budget\*  
b. SOKR - Request for Budget to Actual Expense Reconciliation  
c. Accomplishments & Forward Work Plan

---

**8 New Business**

This Portion of the Meeting is set aside to provide each Board member an opportunity to bring to the attention of other Board members and the public matters which have come to their attention and/or which may be appropriate for future consideration. No action can be taken on any matter raised during this portion of the meeting; however, a Board member may request that the matter be placed on any future agenda for further review and possible action.

**9. Correspondence**

- a. State Water Resources Control Board – Groundwater Quality Consideration for High & Medium Priority Groundwater Basins

**10 Closed Session**

- a. Conference with Legal Counsel – Potential Litigation: Closed Session pursuant to Government Code Section 54956.9(d)(2), (e)(1)(one matter)

**11 Adjournment**

A person with a qualifying disability under the Americans with Disabilities Act of 1990 may request the Authority provide disability-related modification or accommodation in order to participate in any public meeting of the Authority. Such assistance includes appropriate alternative formats for the agendas and agenda packets. Requests should be made in person, by telephone, facsimile and/or written correspondence to the Authority office, at least 48 hours before a public Authority meeting. Written materials related to an item on this agenda to be considered in open session that are public documents and that are distributed to board members after the posting of the agenda, will be made available for public inspection when they are so distributed at the office of the Authority located at 1800 30<sup>th</sup> Street, Ste #280, Bakersfield, California during normal business hours. Documents that are public documents provided by others during a meeting will be available at the same location during business hours after the meeting.





**BOARD OF DIRECTORS MEETING**

Date: Thursday, January 5, 2023  
Time: 1:00 P.M.  
Location: Rosedale-Rio Bravo WSD, 849 Allen Road, Bakersfield, CA 93314

---

**AGENDA**

1. CALL TO ORDER
  2. ANNOUNCEMENT OF QUORUM
  3. INTRODUCTIONS
  4. PUBLIC COMMENT
  5. APPROVAL of 9/1/2022 Board Meeting Minutes\*
  6. TREASURER/FINANCIAL REPORT
    - a. September, October, November, and December 2022 Accounts Payable/Receivable Ratification\*
    - b. Budget Committee Appointment of 3 additional Members\*
  7. APPOINTMENT OF OFFICERS\*
    - a. President
    - b. Vice President
    - c. Treasurer
  8. MEETING DATE and TIME REVIEW
  9. KRWCA MANAGER REPORT/ILRP PROGRAM UPDATE
    - a. Administrative:
      - i. 2023 Membership Update
      - ii. 2023 Winter Outreach & Education Meetings
    - b. Regional Water Board:
      - i. REMINDER: 2021 On-Farm Drinking Water Wells: Wells are required to be tested by December 31, of each year. Be sure to provide lab with Drinking Water Well Program Required Forms. Note: BC Labs is no longer an approved lab for the program.
  10. NITRATE CONTROL PROGRAM MANAGEMENT ZONE/S DEVELOPMENT
    - a. Kern Water Collaborative (KWC) Update
  11. REPORT OF PROVOST & PRITCHARD CONSULTING GROUP
    - a. GWTM Update: Morgan Campbell
    - b. SWMP: Ryan Dodd
- 

Posted pursuant to Government Code § 54954.2(a) at least 72 hours prior to said meeting.

By: Nicole M. Bell Date: January 2, 2022  
Per Govt. Code § 54953.2 and § 54961, requests for a disability-related modification or accommodation, including auxiliary aids or services, to attend or participate in this meeting should be made to Nicole Bell (phone 661-616-6500) in advance of the meeting to ensure availability of the requested service or accommodation.



- c. MPEP Update: Ryan Dodd
  - d. Groundwater Protection Targets (GWPT): Ryan Dodd
  - e. MPIR Phase 2: Ryan Dodd
12. CV-SALTS <http://www.cvsalinity.org>  
Manager Bell and Land IQ represent KRWCA at the Monthly CV-SALTS Meetings. Links to the monthly Meeting Package and Summary Report as well as general information related to CVSALTS is provided below and on our website.
- a. [CV-SALTS Brochure](#)
  - b. [CV-SALTS Brochure: New Water Quality Regulations Provide Options for Flexibility](#)
  - c. [Prioritization and Optimization Study \(P&O\) Overview](#)
13. OLD OR NEW BUSINESS
14. ATTORNEYS REPORT
15. CLOSED SESSION
- a. Conference with Legal Counsel - Pending Litigation - Government Code Section 54956.9(d)(1)
    - i. Petitions filed by the Kern River Watershed Coalition Authority, et al. with the State Water Resources Control Board (SWRCB) regarding the Tulare Lake Basin General Order.
    - ii. Environmental Law Foundation v. SWRCB, et al., Sac. County Sup. Ct., Case No. Case No. 34-2018-80002851
    - iii. Protectores Del Aqua Subterranea v. SWRCB, et al., Sac. County Sup. Ct., Case No. 34-2018-80002852
    - iv. Monterey Coastkeeper, et al. v. Central Valley Regional Water Quality Control Board, et al., Sac. County Sup. Ct., Case No. 34-2018-80002853
    - v. Petition for Review by Protectores Del Aqua Subterranea with the SWRCB in Re CVRWQCB Order R5-2019-001 Amending General Orders for Grower Members of a Third-Party Group: Tulare Lake Basin Area R5-2013-0120-06, etc.
  - b. Conference with Legal Counsel – Anticipated Litigation/Significant exposure to litigation – Government Code Section 54956.9(d)(2).
  - c. **Public Employee Performance Evaluation Government Code Section 54957\*:**
    - i. **Position: Manager, January 1**
16. KRWCA MEETING ATTENDANCE HIGHLIGHTS – INFORMATION ITEM
- a. 12/2, PEOC Meeting
  - b. 12/7, SSJVWQC/MPEP Committee Meeting
  - c. 12/9, Kern Water Collaborative Board Meeting
  - d. 1/4, SSJVWQC/MPEP Committee Meeting
17. NEXT MEETING  
The next regular KRWCA Board Meeting is scheduled for 1:00 PM on February 2, 2023.
18. ADJOURN

**“\*”** Notates and action item (Approval/Ratification)





To: Kern Delta Water District Board of Directors

From: Steven Teglia – General Manager

Date: January 17, 2023

**Re: Agenda Item VI C. – Water Banking Projects Report**

---

RECOMMENDATION:

Receive report, informational item only.

DISCUSSION:

Below is a summary of activities of note related to various water banking projects/activities of interest to the District.

Kern Fan Recovery Activity:

- As of January 3, 2023, Kern Fan groundwater recovery was approximately 456cfs from 144 wells, as reported via KCWA weekly call.
- See attached graphs provided by KCWA for 2022 Kern Fan recovery information through September 30, 2022.

Pioneer Participant Meeting:

- The Pioneer Project Participants meeting of December 8, 2022 was canceled.
- Update/overview of pending projects.
- Approval of 2023 Pioneer Project Budget.

Kern Fan Monitoring Committee:

- The Kern Fan Monitoring Committee meeting of September 21, 2022 was canceled.
- Update on reports.
- Review of water level monitoring hydrographs.
- Next meeting January 18, 2023

KDWD Water Banking Project:

- MET has provided the District with an official request for the return of regulated water for calendar year 2023. The District has initiated the return of regulated water to MET via exchange with ID-4. Kern Delta returned 29,140af of regulated water (estimated) to MET in 2022.
- SBVMWD – Kern Delta returned 2,689af of regulated water (estimated) to SBVMWD in 2022.
- We have initiated the return of regulated water to MET in 2023 per the request received. District banking recovery wells are currently off.

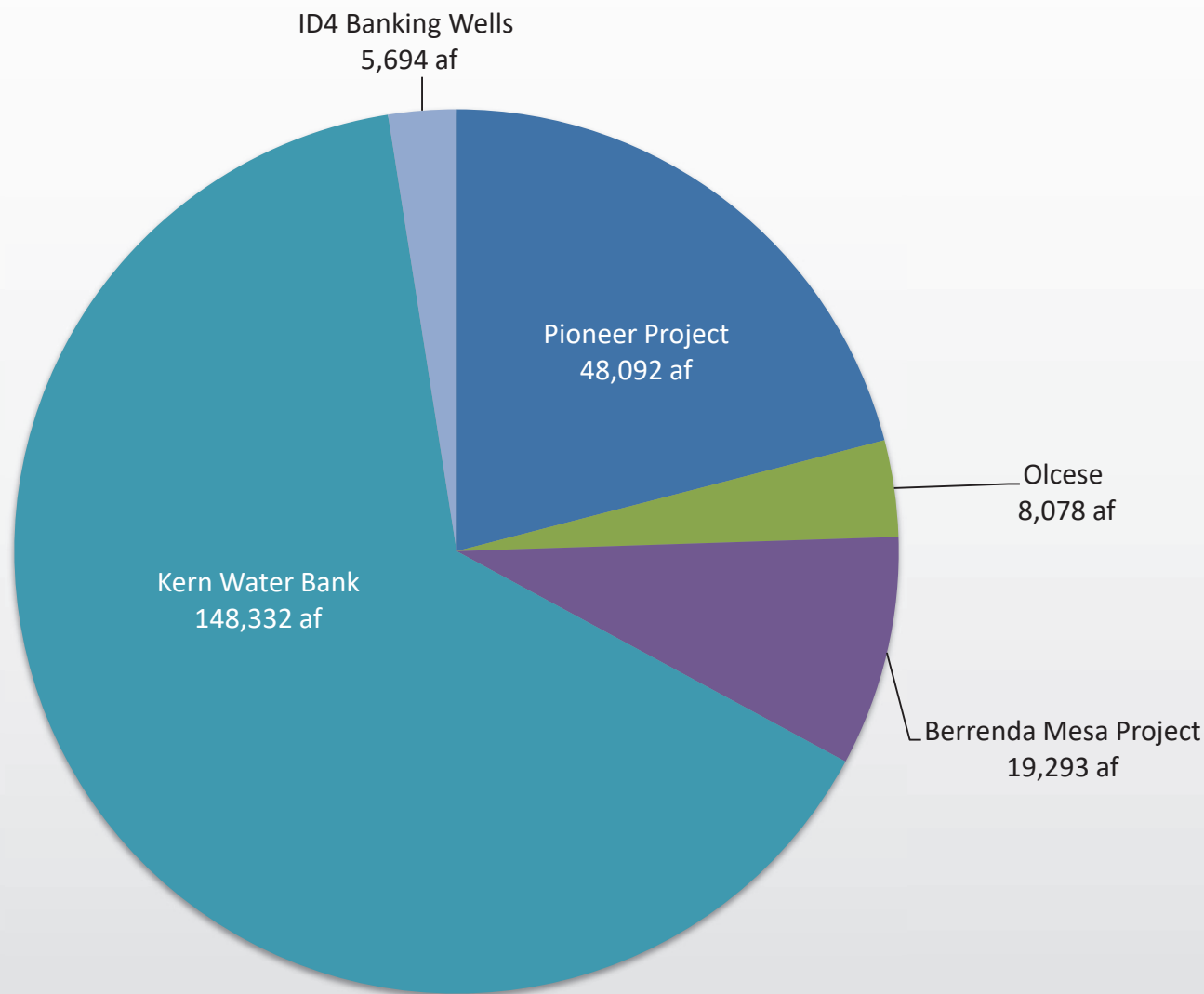
Cross Valley Canal Advisory Committee:

- The CVC Advisory Committee meeting of December 12, 2022 was canceled.
- Update on Pre-Expansion Hydraulic Analysis Study.
- KCWA/DWR analysis of loss calculations.
- Discussion regarding Kern Fan Groundwater Storage Project CVC Alternative.
- See attached graphs provided by KCWA regarding CVC utilization.

# Kern Fan Banking Projects

## 2022 Estimated Gross Recovery by Project

### Through September 30, 2022

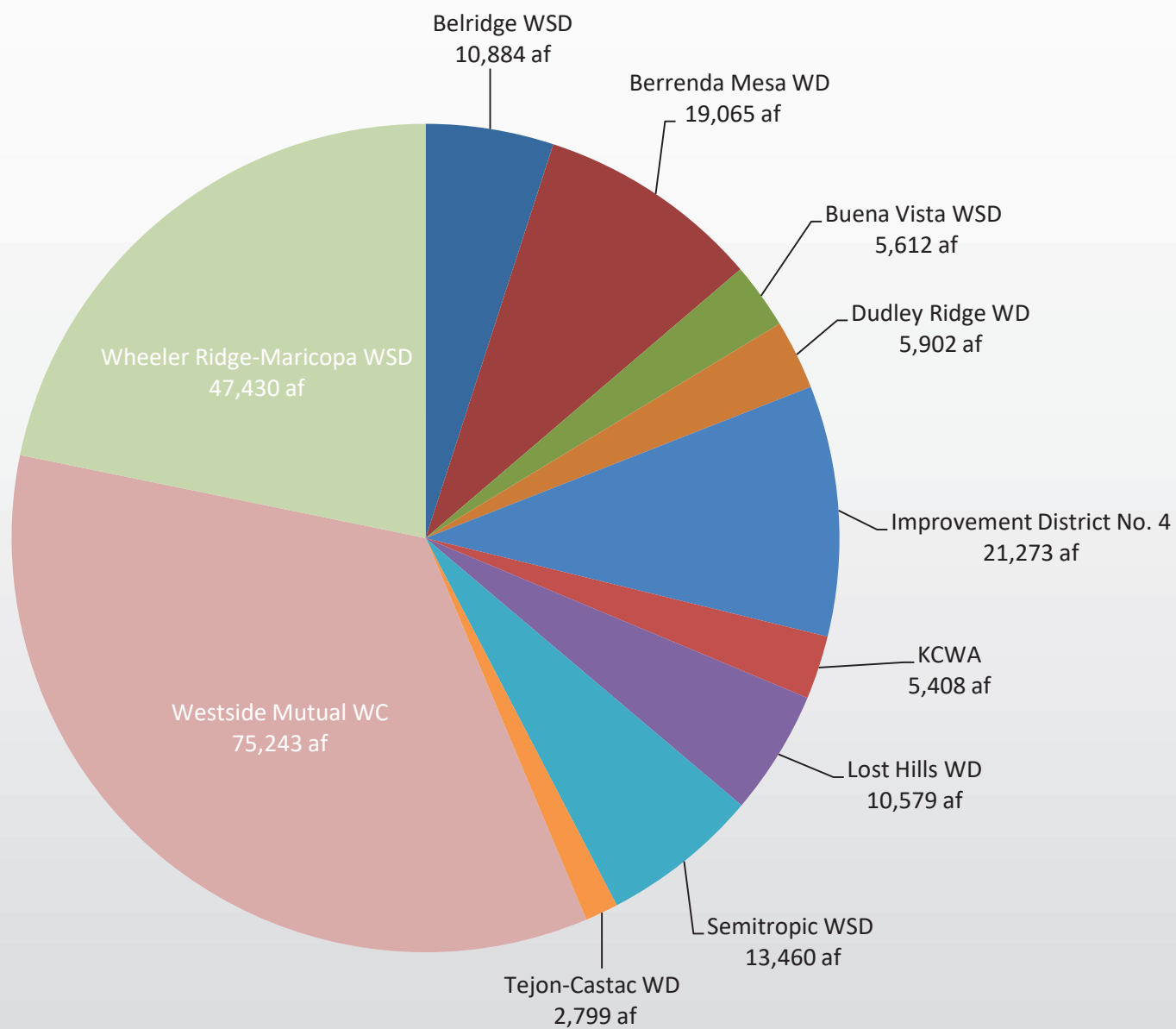


**Total Gross Recovery 229,489 af**

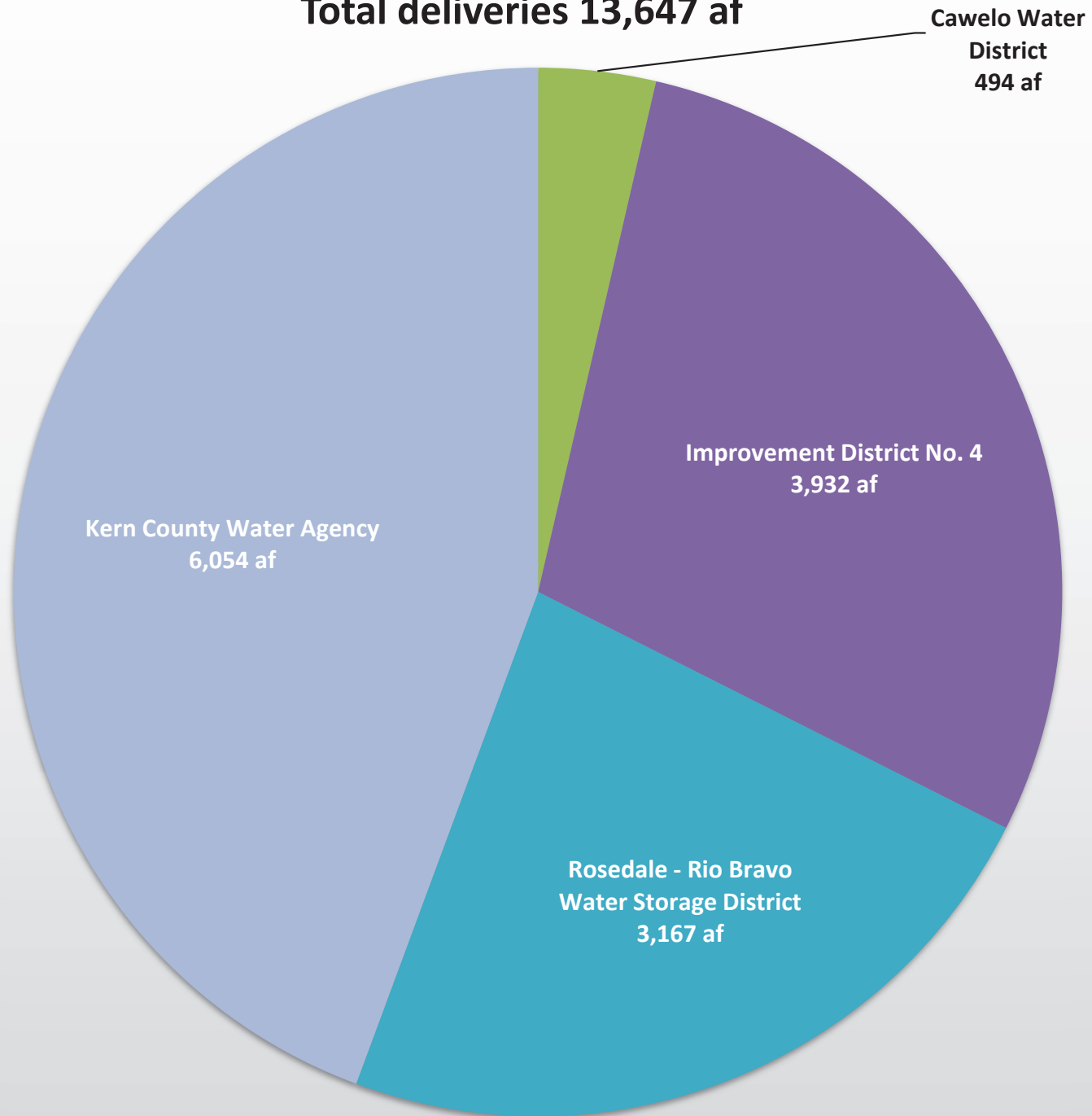
# Kern Fan Banking Projects

## 2022 Estimated Recovery by Participant

### Through September 30, 2022



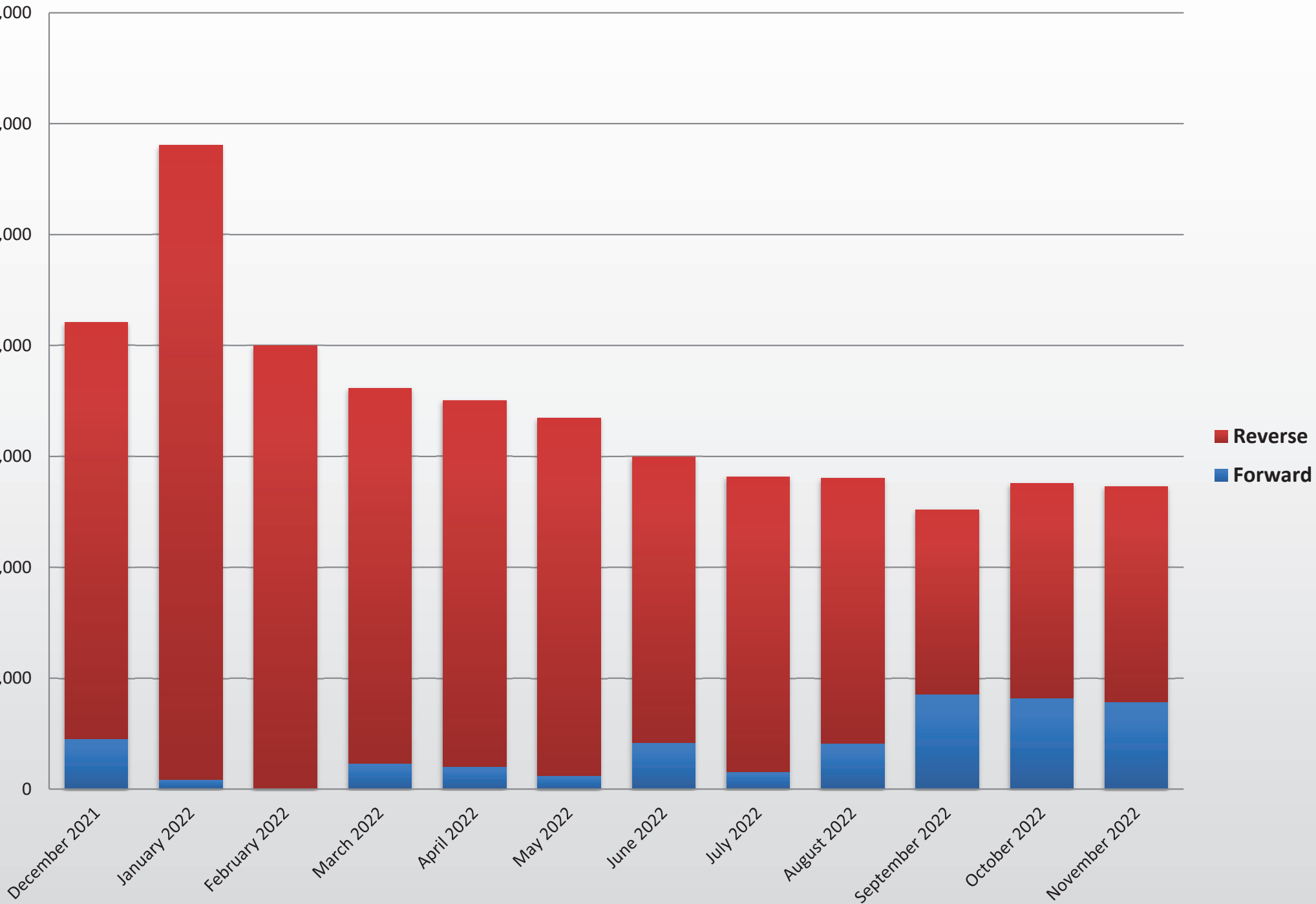
**Cross Valley Canal  
November 2022 Deliveries  
Total deliveries 13,647 af**



# Cross Valley Canal

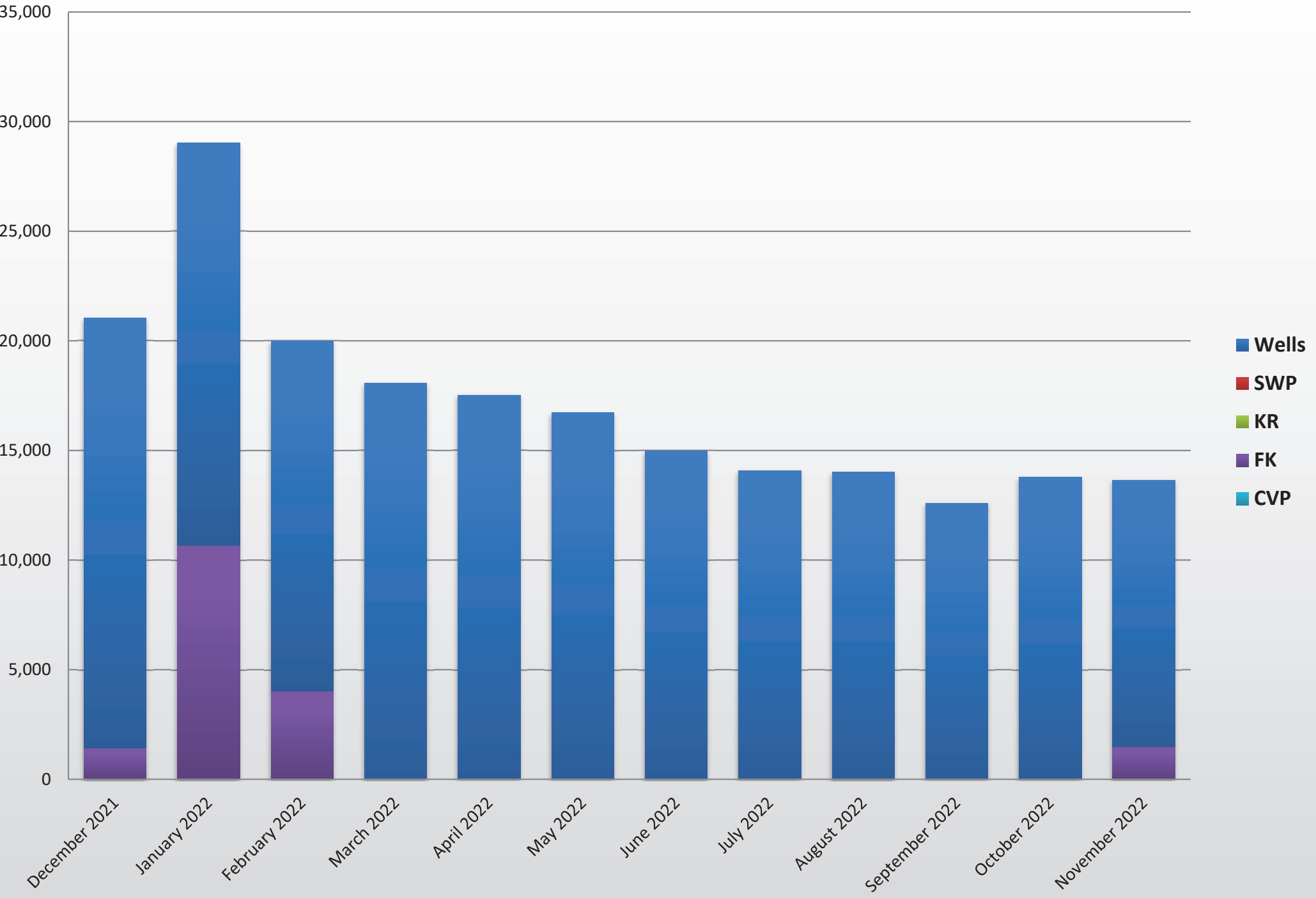
## Twelve Month Delivery by Direction

Attachment 3

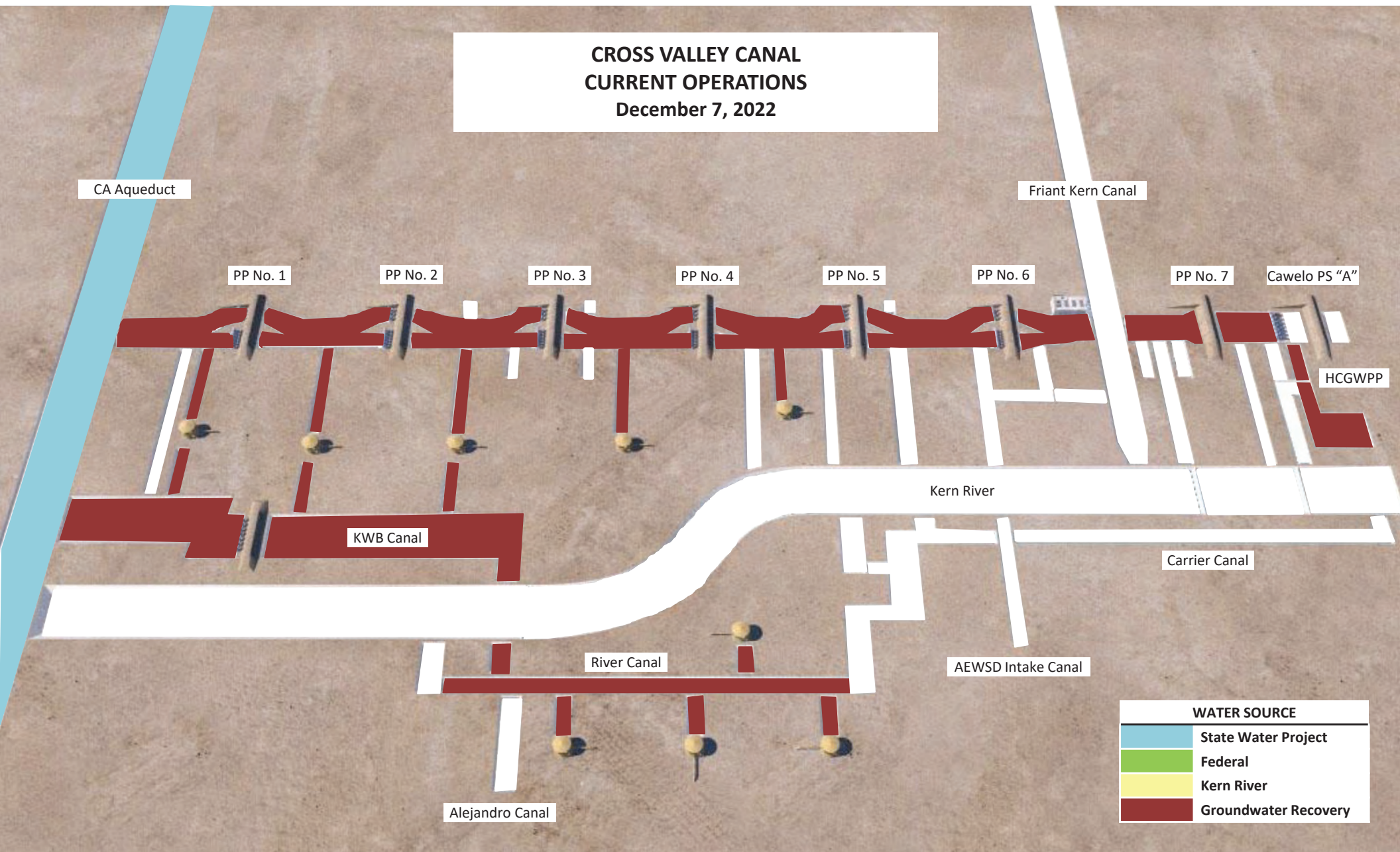


# Cross Valley Canal

## Twelve Month Delivery by Source







**Cross Valley Canal**  
**Pump and Flow Configuration**  
 Last Updated on December 7, 2022

'A' Pumping Plants												'B' Pumping Plants					Total cfs
		A	B	C	D	E	F	G	H	J	Total cfs	K	L	M	N	Total cfs	
Pumping Plant No. 1	Estimated Horsepower	100	250	565	565	565	565	250	100			800	800	800			
	Estimated Flow Rate (cfs)	31	70	180	180	180	Reverse Flow	70	31		742	167	167	167		500	1,211
Pumping Plant No. 2	Estimated Horsepower	100	250	565	565	400	565	250	100			700	700	700			
	Estimated Flow Rate (cfs)	Service	70	180	180	Service	Reverse Flow	70	31		562	167	167	167		333	895
Pumping Plant No. 3	Estimated Horsepower	100	250	565	565	565	250	100	250	100		700	700	700			
	Estimated Flow Rate (cfs)	31	70	180	Service	180	70	31	70	31	843	167	167	167		500	1,343
Pumping Plant No. 4	Estimated Horsepower	100	250	565	565	565	250	100	250	100		700	700	700			
	Estimated Flow Rate (cfs)	31	70	180	180	180	70	31	70	Service	812	167	167	167		500	1,312
Pumping Plant No. 5	Estimated Horsepower	100	250	565	565	565	250	100	250	100		700	700	700			
	Estimated Flow Rate (cfs)	31	70	180	180	180	70	31	70	31	843	Service	Service	Service		0	843
Pumping Plant No. 6	Estimated Horsepower	100	250	565	565	565	250	250	100			200	600	600	350		
	Estimated Flow Rate (cfs)	31	70	180	180	180	70	70	Service		781	40	193	193	90	302	1,276
Pumping Plant No. 7	Estimated Horsepower	100	250	250	250	250	100										
	Estimated Flow Rate (cfs)	31	70	70	70	70	Service				311						311