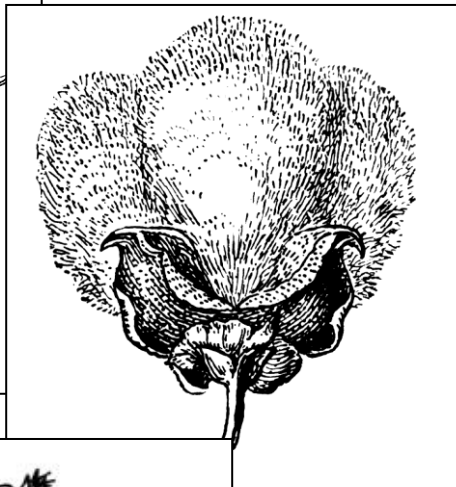




Crop Report, 2019 Growing Season



August 18th, 2020

Table of Contents

Table of Contents	ii
1.0 SUMMARY.....	1
2.0 CROPS.....	1
2.1 Wheat	1
2.2 Corn.....	2
2.3 Cotton.....	2
2.4 Alfalfa.....	2
2.5 Trees.....	2
2.6 Vegetables	2
3.0 CONCLUSION.....	2

FIGURES

Crop Production, 2019

General Crop Trend, 2019

Crop Map, 2019

APPENDICES

Appendix A, Crop Summary by Acreage

Appendix B, Crop Summary by Township and Range

1.0 SUMMARY

Within Kern Delta Water District’s boundaries, approximately 143,926 acres of land were cultivated (multiple cropping included) during the 2019 growing season.

The season’s top produced commodity was wheat, with approximately 30,073 acres being cropped, followed by almonds, and corn, with 19,855 and 17,374 acres being cropped respectively. Table 1 shows selected crops and their accompanying growth trend.

TABLE 1
Selection Crops – 2019
& Accompanying Growth Trend

CROP	2019	2018	2017	2016	2015	2014	2013
Total Cropped Acres	143,926	146,351	140,042	141,061	145,000	141,300	122,154
Alfalfa	14,700	14,933	12,860	19,937	23,172	23,817	24,249
Corn Feed	17,374 (57,269) ¹	50,934 ²	55,241	47,077	62,254	67,572	57,911
Vegetables	21,433	22,323	30,014	18,278	18,239	16,914	11,329
Cotton	5,335	7,033	8,578	8,490	6,062	10,986	11,044
Trees	30,859	29,425	25,025	24,120	18,329	10,685	6,958
Vines	5,727	5,766	8,140	6,586	6,478	6,025	5,899

2.0 CROPS

Approximately 96 crop varieties were grown throughout the District in 2019 (see **Appendix A** and **Appendix B** for individual crop types, locations, and acreages). The major produced commodities are briefly discussed in the following sections.

2.1 Wheat

Wheat continues to be a major crop grown within the District, with approximately 30,073 acres being cropped. The crop was fairly evenly spread throughout, from the northwest to the southeast.

¹ All values have been rounded. The value in parenthesis represents corn, oats, and wheat

² Value includes corn, oats, and wheat to demonstrate a general growth pattern.

2.2 Corn

Approximately 17,374 acres of corn were cultivated in 2019, comprising 30% of the total grain production within the District.

2.3 Cotton

Cotton remained relatively the same with 5,335 acres cultivated in 2019.

2.4 Alfalfa

Alfalfa production within the District decreased slightly with approximately 14,700 acres being cultivated in 2019, a decline of 2,233 acres from 2018.

2.5 Trees

Tree crops remained relatively steady, with 30,859 acres being cultivated, a 4.87% increase, compared to the 17.63% increase from 2017 to 2018.

Table 2
Selected Tree Crops – 2018
& Accompanying Trend

TREES	2019	2018	2017	2016	2015	2014	2013	2012
Almonds	19,855	19,135	17,078	15,017	12,149	9,459	6,109	3,934
Pistachios	9,920	8,997	6,972	8,588	5,678	891	500	183
Cherries	288	331	353	291	311	303	317	66
Other ³	795	963	622	259	232	32	32	18
Total	30,859	29,425	25,025	24,155	18,369	6,958	6,958	4,300

2.6 Vegetables

Vegetable production declined by 890 acres. Carrots, potatoes, and onions remain the top vegetable crops at 5,887, 4,012, and 1,255 acres respectively.

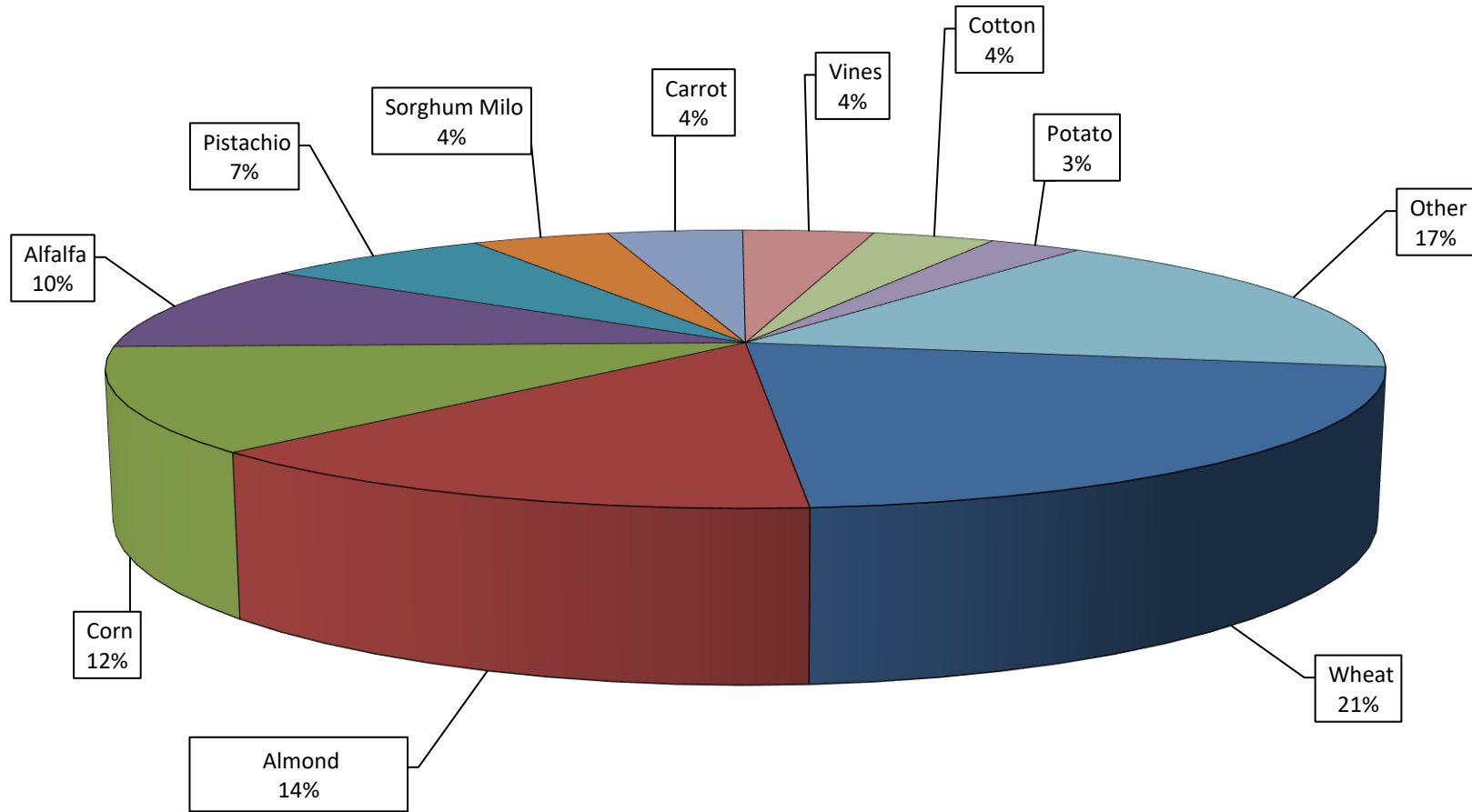
3.0 CONCLUSION

Overall, 96 varieties of crops were grown within the District for the 2019 growing season. The top three commodities produced were wheat, almonds, and corn. Organic crops accounted for 2,635 acres in 2019. While 11,396 acres were fallowed, this could be due to crop rotation and or conversion to permanent crops, namely almonds.

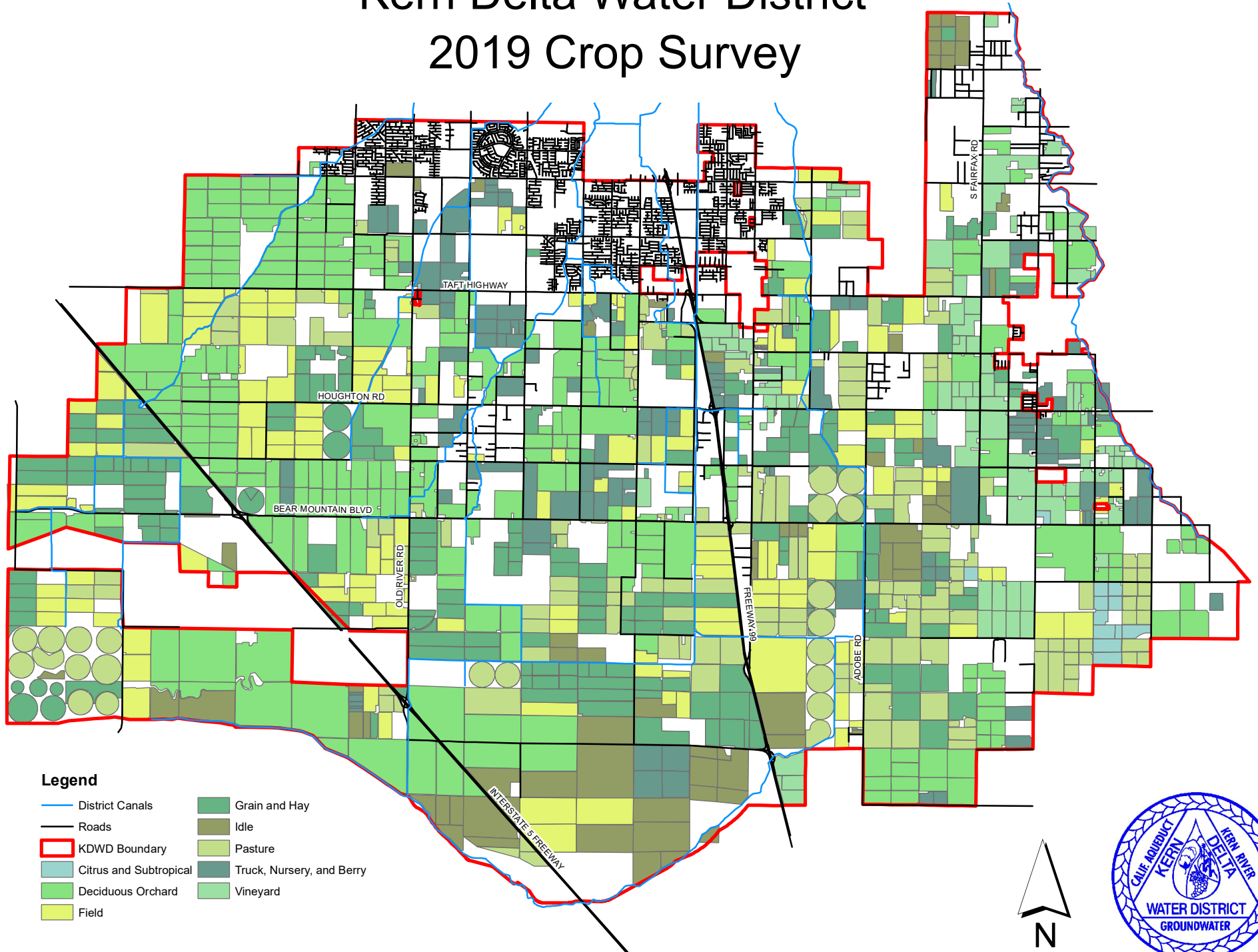
³ Other tree crops include apricots, nectarines, oranges, peaches, plums, and olives

FIGURES

Kern Delta Water District 2019 Crop Production



Kern Delta Water District 2019 Crop Survey



Legend

- District Canals
- Roads
- KDWD Boundary
- Citrus and Subtropical
- Deciduous Orchard
- Field
- Grain and Hay
- Idle
- Pasture
- Truck, Nursery, and Berry
- Vineyard



APPENDIX A

**KERN DELTA WATER DISTRICT
CROP REPORT
2019 GROWING SEASON
SUMMARY BY ACREAGE**

COMMODITY	ACREAGE
Wheat	30,073
Almond	19,855
Corn	17,374
Alfalfa	14,700
Pistachio	9,920
Sorghum Milo	6,017
Carrot	5,886
Cotton	5,335
Potato	4,012
Grape, Table	3,402
Industrial Hemp	2,485
Oat	1,763
Triticale	1,860
Safflower	1,849
Grape, Wine	1,763
Bok Choy	1,219
Gai Lon	1,213
Onion, Dry	1,172
Tomato	1,095
Pasture	933
Watermelon	799
Grape, Raisin	562
Cabbage	539
Turnip	531
Olive	514
Lettuce	479
Mustard	457
Cilantro	437
Parsley	424
Garlic	423
Sudan Grass	368
Beet	338
Kale	329
Dill	323
Garbanzo Bean	320
Fennel	317
Cherry	288
Gai Choy	270

**KERN DELTA WATER DISTRICT
CROP REPORT
2019 GROWING SEASON
SUMMARY BY ACREAGE**

COMMODITY	ACREAGE
Sweet Basil	202
Sweet Potato	201
Romaine Lettuce	190
Arugula	177
Pepper, Spice	174
Swiss Chard	156
Daikon	154
Turf/Sod	154
Collard Greens	151
Cauliflower	136
Love Grass	136
Peas	131
Rutabaga	106
Squash, Summer	104
Radish	95
Broccoli	88
Kohlrabi	88
Spinach	88
Eggplant	84
Okra	84
Squash, Winter	84
Orange	80
Nursery	79
Hay	75
Crenshaw Melon	70
Vegetable Leaf	70
Pepper, Fruiting	58
Squash	58
Melon	57
Green Onion	52
Cantaloupe	49
Strawberry	49
Asparagus	43
Celery	42
Dandelion Green	42
Dec. Tree	40
Leek	38
Apricot	35

**KERN DELTA WATER DISTRICT
CROP REPORT
2019 GROWING SEASON
SUMMARY BY ACREAGE**

COMMODITY	ACREAGE
Blackberry	35
Musk Melon	35
Nectarine	35
Peach	35
Plum	35
Onion, Seed	30
Pumpkin	28
Lemon	20
Rose	15
Bean, Succulent	14
Red Beet	14
Sweet Corn	14
Cucumber	14
Fava Bean	14
Herb/Spice	14
Mint	14
Bean, Dried	12
Rye	5
Pecan	2
Apple	.09
Total	143,926

APPENDIX B

**KERN DELTA WATER DISTRICT
CROP REPORT
2019 GROWING SEASON
SUMMARY BY TOWNSHIP AND RANGE**

LOCATION	COMMODITY	QUANTITY	UNITS
30S/26E	Total Cultivated Acres		3,384
	Almond	2,939	Acres
	Almond, Organic	295	Acres
	Carrot	75	Acres
	Potato	75	Acres
30S/27E	Total Cultivated Acres		3,417
	Carrot	907	Acres
	Potato	556	Acres
	Almond	458	Acres
	Alfalfa	273	Acres
	Corn	257	Acres
	Turf/Sod	154	Acres
	Garlic	150	Acres
	Watermelon	140	Acres
	Cotton	118	Acres
	Potato, Organic	97	Acres
	Turnip	62	Acres
	Cabbage	60	Acres
	Industrial Hemp	40	Acres
	Watermelon, Organic	35	Acres
	Pumpkin	28	Acres
	Oat	20	Acres
	Rutabaga	16	Acres
	Beet	6	Acres
	Orange	5	Acres
30S/28E	Total Cultivated Acres		6,648
	Wheat	1,360	Acres
	Corn	886	Acres
	Almond	750	Acres
	Alfalfa	590	Acres
	Grape, Table	480	Acres
	Grape, Wine	320	Acres
	Carrot	233	Acres
	Tomato	160	Acres
	Sorghum Milo	159	Acres
	Potato, Organic	156	Acres
	Oat, Organic	100	Acres

**KERN DELTA WATER DISTRICT
CROP REPORT
2019 GROWING SEASON
SUMMARY BY TOWNSHIP AND RANGE**

LOCATION	COMMODITY	QUANTITY	UNITS
	Carrot, Organic	98	Acres
	Onion, Dry	80	Acres
	Cotton	76	Acres
	Bok Choy	70	Acres
	Crenshaw Melon	70	Acres
	Eggplant	70	Acres
	Garlic, Organic	70	Acres
	Okra	70	Acres
	Pepper, Spice	70	Acres
	Squash, Summer	70	Acres
	Squash, Winter	70	Acres
	Sweet Potato	70	Acres
	Watermelon	70	Acres
	Grape, Raisin	60	Acres
	Love Grass	60	Acres
	Oat	60	Acres
	Asparagus	43	Acres
	Cabbage	43	Acres
	Garlic	43	Acres
	Lettuce	43	Acres
	Melon	43	Acres
	Peas	43	Acres
	Industrial Hemp	23	Acres
	Lemon	20	Acres
	Orange	20	Acres
30S/29E	Total Cultivated Acres		540
	Almond	326	Acres
	Grape, Raisin	202	Acres
	Grape, Table	12	Acres
31S/26E	Total Cultivated Acres		26,871
	Wheat	10,147	Acres
	Corn	5,052	Acres
	Almond	3,737	Acres
	Sorghum Milo	2,790	Acres
	Pistachio	1,592	Acres
	Alfalfa	1,493	Acres
	Cotton	648	Acres

**KERN DELTA WATER DISTRICT
CROP REPORT
2019 GROWING SEASON
SUMMARY BY TOWNSHIP AND RANGE**

LOCATION	COMMODITY	QUANTITY	UNITS
	Triticale	598	Acres
	Sudan Grass	368	Acres
	Carrot	332	Acres
	Oat	74	Acres
	Cabbage	40	Acres
31S/27E	Total Cultivated Acres		29,472
	Almond	7,451	Acres
	Wheat	5,320	Acres
	Corn	4,288	Acres
	Carrot	2,714	Acres
	Potato	2,280	Acres
	Alfalfa	1,852	Acres
	Triticale	710	Acres
	Onion, Dry	601	Acres
	Sorghum Milo	557	Acres
	Watermelon	436	Acres
	Industrial Hemp	363	Acres
	Cotton	344	Acres
	Garbanzo Bean	320	Acres
	Grape, Table	278	Acres
	Cherry	246	Acres
	Oat	200	Acres
	Sweet Basil	188	Acres
	Pistachio	180	Acres
	Potato, Organic	179	Acres
	Bok Choy	160	Acres
	Gai Lon	160	Acres
	Beet	107	Acres
	Carrot, Organic	97	Acres
	Turnip	93	Acres
	Tomato	80	Acres
	Cilantro	40	Acres
	Pepper, Spice	40	Acres
	Pasture	24	Acres
	Squash	18	Acres
	Sweet Potato	18	Acres
	Onion, Seed	15	Acres
	Bean, Dried	12	Acres

**KERN DELTA WATER DISTRICT
CROP REPORT
2019 GROWING SEASON
SUMMARY BY TOWNSHIP AND RANGE**

LOCATION	COMMODITY	QUANTITY	UNITS
	Rutabaga	8	Acres
	Dec. Tree	5	Acres
	Pecan	3	Acres
	Tomato, Organic	.25	Acres
	Apple, Organic	.09	Acres
	Apricot, Organic	.09	Acres
	Broccoli, Organic	.09	Acres
	Cauliflower, Organic	.09	Acres
31S/28E	Total Cultivated Acres		29,573
	Wheat	6,896	Acres
	Corn	4,272	Acres
	Alfalfa	4,152	Acres
	Grape, Table	1,751	Acres
	Almond	1,432	Acres
	Industrial Hemp	1,381	Acres
	Cotton	1,102	Acres
	Gai Lon	1,053	Acres
	Grape, Wine	991	Acres
	Bok Choy	915	Acres
	Carrot	734	Acres
	Oat	690	Acres
	Sorghum Milo	539	Acres
	Mustard	301	Acres
	Gai Choy	270	Acres
	Pistachio	264	Acres
	Potato	247	Acres
	Turnip	230	Acres
	Grape, Raisin	219	Acres
	Beet	198	Acres
	Kale	190	Acres
	Cabbage	168	Acres
	Lettuce	86	Acres
	Love Grass	76	Acres
	Parsley	75	Acres
	Swiss Chard	75	Acres
	Tomato	75	Acres
	Triticale	73	Acres
	Lettuce, Romaine	65	Acres

**KERN DELTA WATER DISTRICT
CROP REPORT
2019 GROWING SEASON
SUMMARY BY TOWNSHIP AND RANGE**

LOCATION	COMMODITY	QUANTITY	UNITS
	Collard Greens	54	Acres
	Onion, Dry	50	Acres
	Cauliflower	48	Acres
	Cilantro	48	Acres
	Dill	48	Acres
	Olive	44	Acres
	Grape, Table Organic	40	Acres
	Watermelon	34	Acres
	Pasture	31	Acres
	Oat, Organic	30	Acres
	Potato, Organic	30	Acres
	Onion, Seed	15	Acres
	Arugula, Organic	15	Acres
	Bean, Succulent	15	Acres
	Beets, Red Organic	15	Acres
	Broccoli, Organic	15	Acres
	Cabbage, Organic	15	Acres
	Carrot, Organic	15	Acres
	Cantaloupe, Organic	15	Acres
	Cauliflower, Organic	15	Acres
	Cilantro, Organic	15	Acres
	Collard Greens, Organic	15	Acres
	Corn, Sweet	15	Acres
	Cucumber, Organic	15	Acres
	Dill, Organic	15	Acres
	Eggplant, Organic	15	Acres
	Fava Bean	15	Acres
	Fennel, Organic	15	Acres
	Herb/Spice, Organic	15	Acres
	Kale, Organic	15	Acres
	Kohlrabi, Organic	15	Acres
	Lettuce, Organic	15	Acres
	Melon, Organic	15	Acres
	Mint, Organic	15	Acres
	Okra, Organic	15	Acres
	Onion, Dry Organic	15	Acres
	Onion, Green Organic	15	Acres
	Parsley, Organic	15	Acres
	Peas, Organic	15	Acres
	Pepper, Fruiting	15	Acres

**KERN DELTA WATER DISTRICT
CROP REPORT
2019 GROWING SEASON
SUMMARY BY TOWNSHIP AND RANGE**

LOCATION	COMMODITY	QUANTITY	UNITS
	Pepper, Spice Organic	15	Acres
	Radish, Organic	15	Acres
	Spinach, Organic	15	Acres
	Squash, Summer	15	Acres
	Squash, Winter	15	Acres
	Strawberry, Organic	15	Acres
	Sweet Basil, Organic	15	Acres
	Swiss Chard, Organic	15	Acres
	Tomato, Organic	15	Acres
	Turnip, Organic	15	Acres
	Watermelon, Organic	15	Acres
	Rose	11	Acres
	Rye	5	Acres
	Nursery	2	Acres
31S/29E	Total Cultivated Acres		9,805
	Almond	2,199	Acres
	Industrial Hemp	639	Acres
	Grape, Table	591	Acres
	Oat	564	Acres
	Carrot	530	Acres
	Alfalfa	523	Acres
	Olive	328	Acres
	Wheat, Organic	306	Acres
	Sorghum Milo	282	Acres
	Grape, Wine Organic	270	Acres
	Potato	267	Acres
	Lettuce	250	Acres
	Onion, Dry	250	Acres
	Grape, Wine	182	Acres
	Garlic, Organic	160	Acres
	Corn	158	Acres
	Lettuce, Romaine	125	Acres
	Sweet Potato	113	Acres
	Tomato	110	Acres
	Grape, Raisin	81	Acres
	Arugula	80	Acres
	Daikon	80	Acres
	Radish	80	Acres
	Rutabaga	80	Acres
	Turnip	80	Acres

**KERN DELTA WATER DISTRICT
CROP REPORT
2019 GROWING SEASON
SUMMARY BY TOWNSHIP AND RANGE**

LOCATION	COMMODITY	QUANTITY	UNITS
	Nursery	77	Acres
	Carrot, Organic	77	Acres
	Cotton	75	Acres
	Fennel	72	Acres
	Vegetable Leaf	70	Acres
	Swiss Chard	60	Acres
	Orange	55	Acres
	Cabbage	54	Acres
	Pepper, Spice	50	Acres
	Potato, Organic	46	Acres
	Pepper, Fruiting	44	Acres
	Celery	42	Acres
	Dandelion Green	42	Acres
	Kale, Organic	42	Acres
	Cherry	42	Acres
	Leek	38	Acres
	Onion, Green	38	Acres
	Wheat	38	Acres
	Cantaloupe	35	Acres
	Apricot	35	Acres
	Blackberry	35	Acres
	Musk Melon	35	Acres
	Nectarine	35	Acres
	Dec. Tree	35	Acres
	Peach	35	Acres
	Plum	35	Acres
	Squash	35	Acres
	Watermelon	35	Acres
	Strawberry	35	Acres
	Cilantro	30	Acres
	Dill	30	Acres
	Parsley	30	Acres
	Onion, Dry Organic	20	Acres
	Lettuce, Organic	11	Acres
	Swiss Chard, Organic	7	Acres
	Squash, Organic	5	Acres

**KERN DELTA WATER DISTRICT
CROP REPORT
2019 GROWING SEASON
SUMMARY BY TOWNSHIP AND RANGE**

LOCATION	COMMODITY	QUANTITY	UNITS
32S/26E	Total Cultivated Acres		5,473
	Pistachio	2,542	Acres
	Alfalfa	1,143	Acres
	Corn	480	Acres
	Sorghum Milo	423	Acres
	Wheat	423	Acres
	Cotton	351	Acres
	Oat	110	Acres
32S/27E	Total Cultivated Acres		15,783
	Pistachio	3,411	Acres
	Wheat	3,189	Acres
	Safflower	1,702	Acres
	Corn	1,633	Acres
	Cotton	1,429	Acres
	Alfalfa	1,373	Acres
	Pasture	878	Acres
	Tomato	582	Acres
	Triticale	480	Acres
	Sorghum Milo	413	Acres
	Almond	189	Acres
	Onion	157	Acres
	Potato	80	Acres
	Oat	77	Acres
	Lettuce	75	Acres
	Turnip	51	Acres
	Watermelon, Organic	35	Acres
	Beet	27	Acres
	Rutabaga	2	Acres
32S/28E	Total Cultivated Acres		20,519
	Alfalfa	2,607	Acres
	Wheat	2,395	Acres
	Pistachio	1,931	Acres
	Cotton	1,192	Acres
	Sorghum Milo	855	Acres
	Corn	349	Acres
	Cilantro	305	Acres
	Parsley	305	Acres

**KERN DELTA WATER DISTRICT
CROP REPORT
2019 GROWING SEASON
SUMMARY BY TOWNSHIP AND RANGE**

LOCATION	COMMODITY	QUANTITY	UNITS
	Grape, Table	251	Acres
	Dill	231	Acres
	Fennel	231	Acres
	Mustard	157	Acres
	Safflower	147	Acres
	Arugula	83	Acres
	Collard Greens	83	Acres
	Kale	83	Acres
	Bok Choy	74	Acres
	Broccoli	74	Acres
	Cabbage	74	Acres
	Cauliflower	74	Acres
	Daikon	74	Acres
	Kohlrabi	74	Acres
	Peas	74	Acres
	Spinach	74	Acres
	Tomato	73	Acres
	Squash, Summer	20	Acres
	Rose	4	Acres
32S/29E	Total Cultivated Acres		1,101
	Alfalfa	693	Acres
	Olive	142	Acres
	Almond	77	Acres
	Carrot	75	Acres
	Hay	75	Acres
	Industrial Hemp	39	Acres
	Total Cultivated Acres		143,926